

# **Mobility Strength Training Program**

# FULL BODY MOBILITYWORK

Bodyweight Squats



1 sets 10 reps

Hip Circles



1 sets 10 reps

Inchworms




1 sets 10 reps

Backward Camel Stretch



1 sets 10 reps

Shoulder Pole / Broomstick Stretch



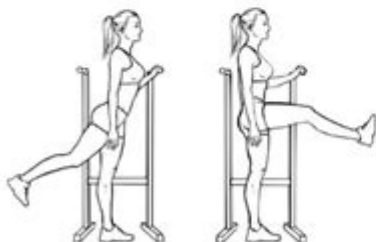
2 sets 10 reps

Wall Angles




2 sets 10 reps

Forward Leg Hip Swings



1 sets 10 reps

Standing Arm Circles



1 sets 10 reps

FULL INSTRUCTIONS  
here

radicalstrength.ca



Mobility strength training program is essential for enhancing overall

physical performance, preventing injuries, and improving functional movement. This program focuses on the integration of mobility exercises that promote flexibility and joint health, alongside strength training that builds muscle and endurance. As we delve deeper into the components and benefits of a mobility strength training program, it becomes clear that such an approach can significantly enhance athletic performance and contribute to a healthier lifestyle.

## **Understanding Mobility and Strength**

### **What is Mobility?**

Mobility refers to the ability of a joint to move actively through a range of motion. It is different from flexibility, which is the ability of a muscle to stretch. Mobility incorporates both flexibility and the strength required to control movements within that range. Key components of mobility include:

- Joint health: Maintaining the integrity and function of joints through appropriate movements.
- Muscle control: The ability to activate and coordinate muscles to stabilize joints during movement.
- Functional movement patterns: The capacity to perform everyday tasks with ease and efficiency.

### **What is Strength Training?**

Strength training involves exercises designed to improve strength and endurance by working against resistance. It typically includes:

- Weightlifting: Using free weights or machines to build muscle mass.
- Bodyweight exercises: Using one's body weight as resistance to improve strength and stability.
- Resistance bands: Utilizing elastic bands to provide varying levels of resistance during exercises.

## **Benefits of a Mobility Strength Training Program**

A mobility strength training program offers a comprehensive approach to physical fitness. Some of the notable benefits include:

1. Enhanced Performance: Improved mobility and strength can lead to better

athletic performance across various sports and activities.

2. Injury Prevention: By increasing joint stability and muscle control, the risk of injuries due to strains or sprains is reduced.

3. Improved Posture: Strengthening the muscles that support good posture can lead to a healthier spinal alignment and decreased back pain.

4. Functional Fitness: Enhances the ability to perform daily tasks, making life easier and more enjoyable.

5. Increased Range of Motion: Regular mobility training improves flexibility and the overall range of motion in joints.

## **Components of a Mobility Strength Training Program**

A well-rounded mobility strength training program should include the following components:

### **1. Warm-Up**

A proper warm-up prepares the body for exercise and reduces the risk of injury. A warm-up routine may include:

- Dynamic stretching: Movements like leg swings, arm circles, and torso twists to promote blood flow and flexibility.
- Mobility drills: Exercises such as hip circles, ankle rolls, and thoracic spine rotations to enhance joint mobility.

### **2. Mobility Exercises**

Incorporating mobility exercises is crucial for improving the range of motion. Consider the following exercises:

- Hip Flexor Stretch: Kneel on one knee, push the hips forward, and hold for 30 seconds on each side.
- Shoulder Dislocates: Using a resistance band or a stick, hold with both hands shoulder-width apart and slowly lift it over your head and behind your back.
- Ankle Mobilizations: Stand facing a wall, place one foot back, and lean forward to stretch the calf and improve ankle flexibility.

### **3. Strength Training Exercises**

Integrating strength training exercises can enhance muscle strength and

endurance. Examples include:

- Squats: Stand with feet shoulder-width apart and lower into a squat while keeping the chest up and knees aligned with the toes.
- Deadlifts: With a barbell or dumbbells, hinge at the hips and lower the weights while maintaining a flat back.
- Push-Ups: A great bodyweight exercise for upper body strength that also engages the core.

## **4. Cool Down and Stretching**

Cooling down after a workout is essential for recovery. This phase should include:

- Static stretching: Hold stretches for major muscle groups (like hamstrings, quadriceps, and shoulders) for 15-30 seconds.
- Foam rolling: Use a foam roller to release muscle tension and improve flexibility.

# **Designing Your Mobility Strength Training Program**

Creating a personalized mobility strength training program can help you achieve your fitness goals effectively. Follow these steps to design your program:

## **1. Assess Your Current Fitness Level**

Before starting, evaluate your current mobility and strength. This could involve:

- A flexibility test (e.g., sit-and-reach test).
- A strength assessment (e.g., how many push-ups or squats you can perform).

## **2. Set Specific Goals**

Determine what you want to achieve with your program. Goals might include:

- Increasing flexibility in specific joints (e.g., hips or shoulders).
- Building strength in particular muscle groups (e.g., core or legs).
- Enhancing overall athletic performance.

### 3. Create a Schedule

A balanced schedule might look like this:

- 3-4 days a week: Focus on strength training and mobility exercises.
- 1-2 days a week: Include dedicated mobility sessions that may involve yoga or Pilates.
- Rest days: Allow your body to recover and adapt to the training.

### 4. Monitor Progress

Keep track of your workouts, noting improvements in flexibility, strength, and overall performance. Adjust your program as needed based on your progress and any new goals.

## Common Mistakes to Avoid

When engaging in a mobility strength training program, be mindful of these common pitfalls:

- Neglecting Mobility Work: Focusing solely on strength can lead to imbalances and increased injury risk. Make sure to incorporate mobility exercises regularly.
- Poor Form: Always prioritize proper form over the amount of weight lifted to prevent injuries.
- Skipping Warm-Ups and Cool Downs: These phases are crucial; never skip them to save time.
- Overtraining: Allow for adequate rest and recovery to let muscles heal and grow stronger.

## Conclusion

A mobility strength training program is a powerful approach to enhancing physical fitness. By focusing on the integration of mobility work and strength training, individuals can improve their overall performance, prevent injuries, and enjoy a better quality of life. Whether you are an athlete looking to optimize your performance or a beginner aiming for a healthier lifestyle, incorporating mobility strength training into your routine can pave the way for significant benefits. Remember to start slowly, listen to your body, and adjust your program as needed to achieve the best results.

# Frequently Asked Questions

## **What is a mobility strength training program?**

A mobility strength training program combines flexibility and strength exercises to enhance joint mobility, improve overall strength, and prevent injuries. It focuses on dynamic movements that promote both muscle activation and range of motion.

## **Who can benefit from a mobility strength training program?**

Individuals of all fitness levels can benefit from a mobility strength training program, including athletes looking to enhance performance, those recovering from injuries, and anyone aiming to improve functional movement in daily activities.

## **How often should I do a mobility strength training program?**

It's generally recommended to incorporate a mobility strength training program 2 to 3 times a week, allowing for recovery days in between sessions. Consistency is key for progress in both mobility and strength.

## **What exercises are commonly included in a mobility strength training program?**

Common exercises include dynamic stretches, bodyweight movements like squats and lunges, resistance band exercises, and yoga-inspired poses that enhance both strength and flexibility, such as downward dog and pigeon pose.

## **Can a mobility strength training program help with injury prevention?**

Yes, a mobility strength training program can significantly help with injury prevention by improving joint stability, enhancing muscle balance, and increasing overall body awareness, which reduces the risk of strains and overuse injuries.

Find other PDF article:

<https://soc.up.edu.ph/56-quote/pdf?ID=TRv16-8947&title=student-solutions-manual-to-accompany-physics-5th-edition.pdf>

# **Mobility Strength Training Program**

*MOBILITY | English meaning - Cambridge Dictionary*

MOBILITY definition: 1. the ability to move or walk around freely: 2. the ability to be moved from one place to.... Learn more.

*MOBILITY (mobility) - Cambridge Dictionary*

MOBILITY;mobility, the ability to move or walk around freely

## **Enable Windows Mobility Center on a Desktop Windows PC**

31 Dec 2018 How to Enable Windows Mobility Center on a Desktop Windows PC The Windows Mobility Center (mblctr.exe) provides quick access to the most commonly used settings for mobile devices, such as brightness, volume, battery status, screen orientation, external display, Sync Center settings, and presentation settings.

## **MOBILITY | definition in the Cambridge English Dictionary**

MOBILITY meaning: 1. the ability to move or walk around freely: 2. the ability to be moved from one place to.... Learn more.

## **MOBILITY | Bedeutung im Cambridge Englisch Wörterbuch**

MOBILITY Bedeutung, Definition MOBILITY: 1. the ability to move or walk around freely: 2. the ability to be moved from one place to....

Turn On or Off Presentation Mode in Windows | Tutorials

Dec 31, 2018 · Turn On or Off Presentation Mode in Windows Mobility Center 1. Open the Windows Mobility Center (mblctr.exe). 2. Click/tap on the available Turn on or Turn off button for Presentation Settings. (see screenshots below) 3. When finished, you can close the Windows Mobility Center if you like.

## **MOBILITY in Arabic - Cambridge Dictionary**

MOBILITY translate: **مُتَابَعَة**. Learn more in the Cambridge English-Arabic Dictionary.

*MOBILITY (mobility) - Cambridge Dictionary*

MOBILITY;mobility, the ability to move or walk around freely

## **Radeon HD 4200 driver for 64-bit Win10 [Alternative Fix]**

Aug 20, 2015 · Thanks! I believe this will remove the overscan/underscan for any AMD card but I have only tested it on a Radeon Mobility HD 4200. TRY AT YOUR OWN RISK, editing the registry can cause serious problems. On to the fix! •In windows 10 ...

## **MOBILITY | traducir al español - Cambridge Dictionary**

traducir MOBILITY: movilidad, movilidad [feminine, singular], permeabilidad social [feminine, singular]. Más información en el diccionario inglés-español.

## **MOBILITY | English meaning - Cambridge Dictionary**

MOBILITY definition: 1. the ability to move or walk around freely: 2. the ability to be moved from one place to.... Learn more.

*MOBILITY (mobility) - Cambridge Dictionary*



MOBILITY; ,

### **Enable Windows Mobility Center on a Desktop Windows PC**

31 Dec 2018 How to Enable Windows Mobility Center on a Desktop Windows PC The Windows Mobility Center (mblctr.exe) provides quick access to the most commonly used settings for ...

### **MOBILITY | definition in the Cambridge English Dictionary**

MOBILITY meaning: 1. the ability to move or walk around freely: 2. the ability to be moved from one place to.... Learn more.

### **MOBILITY | Bedeutung im Cambridge Englisch Wörterbuch**

MOBILITY Bedeutung, Definition MOBILITY: 1. the ability to move or walk around freely: 2. the ability to be moved from one place to....

### Turn On or Off Presentation Mode in Windows | Tutorials

Dec 31, 2018 · Turn On or Off Presentation Mode in Windows Mobility Center 1. Open the Windows Mobility Center (mblctr.exe). 2. Click/tap on the available Turn on or Turn off button ...

### **MOBILITY in Arabic - Cambridge Dictionary**

MOBILITY translate: . Learn more in the Cambridge English-Arabic Dictionary.

### **MOBILITY ( ) - Cambridge Dictionary**

MOBILITY; ,

### **Radeon HD 4200 driver for 64-bit Win10 [Alternative Fix]**

Aug 20, 2015 · Thanks! I believe this will remove the overscan/underscan for any AMD card but I have only tested it on a Radeon Mobility HD 4200. TRY AT YOUR OWN RISK, editing the ...

### **MOBILITY | traducir al español - Cambridge Dictionary**

traducir MOBILITY: movilidad, movilidad [feminine, singular], permeabilidad social [feminine, singular]. Más información en el diccionario inglés-español.

Unlock your potential with our comprehensive mobility strength training program. Enhance flexibility

[Back to Home](#)