

# Mobile Legends Adventure Guide



Mobile Legends Adventure Guide: In the world of mobile gaming, few titles have captured the attention of players quite like Mobile Legends: Adventure. This compelling idle RPG set in the beloved universe of Mobile Legends: Bang Bang takes players on an epic journey filled with heroes, battles, and strategic gameplay. Whether you are a newcomer eager to dive into this vibrant game or a seasoned player looking to optimize your experience, this guide will provide a comprehensive overview to help you navigate the world of Mobile Legends Adventure effectively.

## Understanding the Basics

Before delving into advanced strategies, it's crucial to understand the fundamental mechanics of Mobile Legends Adventure.

### Game Overview

Mobile Legends Adventure is a turn-based idle RPG that allows players to collect heroes, upgrade their powers, and engage in automated battles. The game features:

- Hero Collection: Players can unlock and upgrade various heroes, each with unique skills and abilities.
- Idle Mechanics: The game continues to progress even when you're offline, providing a steady stream of resources.
- Diverse Game Modes: From the main campaign to events and guilds, there are many ways to engage with the game.

# Getting Started

When you first start playing Mobile Legends Adventure, here are some key steps to follow:

1. Download and Install: Available on both iOS and Android platforms, download the game from your respective app store.
2. Create Your Account: You can log in using a social media account or create a new one to save your progress.
3. Familiarize with the Interface: Spend some time navigating the menu and understanding different sections like the hero roster, shop, and events.

## Hero Management

One of the key aspects of Mobile Legends Adventure is managing your heroes effectively.

## Hero Types and Roles

Heroes in Mobile Legends Adventure come in different types and play various roles:

- Fighter: High damage dealers with good sustainability.
- Tank: High health and defense, designed to absorb damage.
- Mage: Powerful magic users with area-of-effect skills.
- Marksman: Ranged attackers with high damage output.
- Support: Heroes that can heal or provide buffs to allies.

Understanding these roles is crucial for building a balanced team.

## Hero Rarity and Stars

Heroes are categorized by rarity, which affects their overall power:

- Common (1 Star)
- Rare (2 Stars)
- Epic (3 Stars)
- Legendary (4 Stars)

Higher rarity heroes usually have better stats and more powerful skills. Focus on acquiring and upgrading higher-star heroes to maximize your team's effectiveness.

## Leveling Up Heroes

To enhance your heroes, you'll need to invest time and resources into leveling them up.

## Experience and Leveling

Heroes gain experience from battles and can level up to improve their stats:

1. Participate in Battles: Engage in campaign missions, dungeons, and events to earn experience.
2. Use Experience Potions: These can be utilized to quickly level up heroes.

## Upgrading Skills

Each hero has unique skills that can be upgraded using skill points. Focus on upgrading skills that complement your team's strategy and maximize damage output.

## Equipment and Artifacts

Equipping heroes with the right gear is essential. You can find equipment through:

- Campaign Rewards
- Events
- Shop Purchases

Artifacts provide additional bonuses, so ensure to equip them strategically to enhance your heroes' abilities.

## Strategic Gameplay

Success in Mobile Legends Adventure heavily relies on strategy. Here are some tips to help you succeed.

## Team Composition

Creating a balanced team is vital. Here's how to build a strong lineup:

- Diversity: Include different roles (tank, damage dealer, support) to cover various scenarios.
- Synergy: Choose heroes whose skills complement each other. For example, a tank can absorb damage while a mage deals area damage.
- Flexibility: Be ready to swap heroes based on the challenges you face in events or dungeons.

## Battle Tactics

Although battles are automated, you can still influence outcomes through strategic planning:

- Positioning: Place your tank at the front to absorb attacks and protect your damage dealers.
- Skill Timing: Activate powerful skills at the right moments to turn the tide of battle.
- Target Selection: If the game allows, focus on eliminating enemy damage dealers first.

## **Resources and Currency Management**

Managing resources effectively is crucial for progress in Mobile Legends Adventure.

### **Types of Resources**

1. Gold: Used for hero upgrades and purchasing items.
2. Gems: Premium currency for special purchases, often acquired through in-game purchases or events.
3. Hero Shards: Used to unlock or upgrade heroes.

### **Optimal Resource Usage**

- Prioritize Upgrading Heroes: Always invest in leveling your best heroes first.
- Participate in Events: Events often provide valuable resources and rewards.
- Save Gems: Use gems wisely, mainly for essential purchases like hero shards or time-reducing items.

## **Engaging with the Community**

Connecting with other players enhances your experience.

### **Joining a Guild**

Being part of a guild provides numerous benefits:

- Team Events: Participate in guild events to earn exclusive rewards.
- Teamwork: Collaborate with other players for strategies and support.
- Communication: Exchange tips and tricks with fellow guild members.

## **Online Resources and Forums**

Take advantage of online communities and forums:

- Reddit: Engage in discussions about strategies and updates.

- Discord: Join Mobile Legends Adventure groups for real-time communication.
- YouTube: Watch gameplay videos and tutorials for visual learning.

## **Conclusion**

In conclusion, the Mobile Legends Adventure Guide serves as a comprehensive resource for both new and experienced players. By understanding the game's mechanics, strategically managing your heroes, and engaging with the community, you can enhance your gameplay experience and progress through the game efficiently. As you embark on your adventure, remember to enjoy the journey, experiment with different strategies, and connect with fellow players. Happy gaming!

## **Frequently Asked Questions**

### **What are the best heroes to focus on early in Mobile Legends Adventure?**

In the early game, it's advisable to focus on heroes like Layla, Miya, and Johnson, as they offer a good balance of damage and survivability. Additionally, upgrading support heroes like Angela can provide significant advantages in battles.

### **How can I efficiently farm resources in Mobile Legends Adventure?**

To efficiently farm resources, participate in daily quests, complete the campaign mode for loot, and make sure to log in daily to claim rewards. Joining an active guild can also provide additional resource opportunities.

### **What is the importance of team composition in Mobile Legends Adventure?**

Team composition is crucial as it affects your overall strategy and synergy. A balanced team with a mix of damage dealers, tanks, and support can withstand various challenges. Aim for combinations that can counter different enemy types.

### **How can I upgrade my heroes effectively in Mobile Legends Adventure?**

To upgrade your heroes effectively, focus on leveling them up using experience potions and enhancing their gear. Prioritize upgrading heroes that fit your main team composition and utilize your resources wisely to avoid wastage.












































### **What are some tips for succeeding in the Tower of Babel in**

# Mobile Legends Adventure?

For success in the Tower of Babel, ensure you have a well-rounded team with both damage dealers and tanks. Utilize your skills strategically, manage your resources, and focus on upgrading your heroes before attempting higher levels.

Find other PDF article:  
<https://soc.up.edu.ph/66-gist/files?docid=mlR19-0810&title=where-is-ketamine-therapy-legal.pdf>

## Mobile Legends Adventure Guide

**Mobile01 - Mobile01**  
Mobile01                                             

Mobile01 開箱 - 開箱評測、心得、推薦 Mobile01 論壇

3 days ago ·                                    APP                                     Mobile01                                    

Feb 18, 2025 · DJI Osmo Mobile 7P vs Osmo Mobile 7 Comparison

Mobile01 論壇 - 論壇論壇論壇論壇論壇論壇論壇論壇論壇論壇 APP 論壇 Mobile01 論壇論壇

Mobile01 0000 - 0000000000000000000000000000000000 Mobile01 0000

[illegible]

2 days ago ·  Mobile01 

2 days ago ·                                    APP     Mobile01                                

Mobile01 0000 - 00000000000000000000000000000000 Mobile01 00000000

[Back to Home](#)