

# Missing Angles In A Triangle Worksheet

Name: \_\_\_\_\_

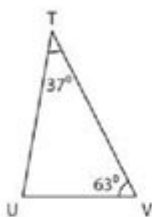
Date: \_\_\_\_\_

## Calculating the missing angle in a triangle (Interior Angles)

*All angles in a triangle add up to 180°.*

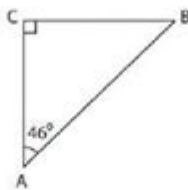
**Find the missing angles in the triangles below.**

1)



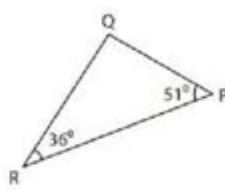
$m\angle U =$  \_\_\_\_\_

2)



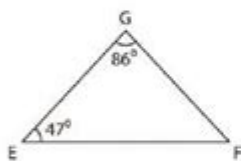
$m\angle B =$  \_\_\_\_\_

3)



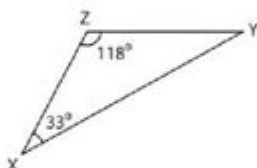
$m\angle Q =$  \_\_\_\_\_

4)



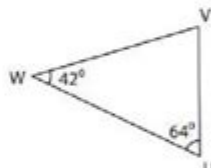
$m\angle F =$  \_\_\_\_\_

5)



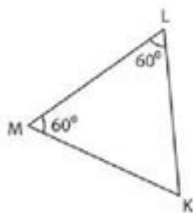
$m\angle Y =$  \_\_\_\_\_

6)



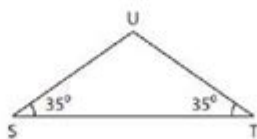
$m\angle V =$  \_\_\_\_\_

7)



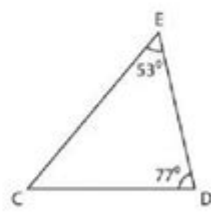
$m\angle K =$  \_\_\_\_\_

8)



$m\angle U =$  \_\_\_\_\_

9)



$m\angle C =$  \_\_\_\_\_

**Missing angles in a triangle worksheet** is an essential educational tool designed to help students understand the fundamental concepts of triangle geometry. Triangles are one of the simplest yet most significant shapes in geometry, and learning how to calculate missing angles is a crucial skill. This article will explore the importance of understanding missing angles in triangles, the types of triangles, the methods for finding missing angles, and provide sample problems for practice.

# Understanding Triangles

Triangles are polygons with three edges and three vertices. The sum of the internal angles in any triangle is always 180 degrees. This property is crucial when dealing with missing angles. There are several types of triangles based on their angles and sides:

- **Acute Triangle:** All angles are less than 90 degrees.
- **Right Triangle:** One angle is exactly 90 degrees.
- **Obtuse Triangle:** One angle is greater than 90 degrees.

Each of these types presents unique challenges when calculating missing angles.

## Why Missing Angles Matter

Understanding how to calculate missing angles in triangles is vital for several reasons:

1. **Foundation of Geometry:** Mastery of triangle properties is foundational for more complex geometric concepts.
2. **Real-World Applications:** Many fields such as architecture, engineering, and physics rely on triangle properties for design and calculations.
3. **Problem-Solving Skills:** Working through missing angle problems enhances critical thinking and problem-solving abilities.

## Finding Missing Angles

Learning how to find missing angles in triangles involves several methods and concepts. The following are the primary techniques used in solving missing angle problems:

### 1. Using the Angle Sum Property

The most straightforward method to find a missing angle in a triangle is by using the angle sum property, which states that the sum of the internal angles of any triangle is always 180 degrees.

- Formula: If a triangle has angles A, B, and C, then:

$$A + B + C = 180^\circ$$

- Example Problem:

Given a triangle with angles  $A = 50^\circ$  and  $B = 70^\circ$ , find angle  $C$ .

$$C = 180^\circ - (A + B) = 180^\circ - (50^\circ + 70^\circ) = 180^\circ - 120^\circ = 60^\circ$$

## 2. Using Exterior Angles

The exterior angle theorem states that the measure of an exterior angle of a triangle is equal to the sum of the measures of the two opposite interior angles.

- Formula: If angle  $D$  is an exterior angle, and angles  $A$  and  $B$  are the opposite interior angles, then:

$$D = A + B$$

- Example Problem:

If angle  $D$  is  $110^\circ$  and angle  $A$  is  $60^\circ$ , find angle  $B$ .

$$B = D - A = 110^\circ - 60^\circ = 50^\circ$$

## 3. Special Triangle Properties

Certain triangles have special properties that can simplify the process of finding missing angles:

- Equilateral Triangle: All angles are  $60^\circ$ .
- Isosceles Triangle: Two angles are equal.

Using these properties can often lead to quicker solutions.

## Creating a Missing Angles Worksheet

When creating a worksheet for missing angles in triangles, it's important to include a variety of problems that test different skills and concepts. Here's how to structure a worksheet:

### Worksheet Components

### 1. Introduction Section:

- Brief explanation of the angle sum property.
- Explanation of the types of triangles.

### 2. Practice Problems:

- Include a mix of problems with varying difficulty levels.
- Provide a section for exterior angles.

### 3. Real-World Application Problems:

- Problems that connect to real-life scenarios, such as construction or navigation.

## Sample Problems for the Worksheet

Here's a selection of problems that can be included in the worksheet:

### 1. Find the missing angle:

- a) Angle A = 35 degrees, Angle B = 75 degrees. What is Angle C?
- b) Angle A = 90 degrees, Angle B = 45 degrees. What is Angle C?

### 2. Exterior angle problems:

- a) In triangle ABC, Angle A = 40 degrees and Angle B = 60 degrees. Find Angle C and the exterior angle at vertex C.
- b) Angle D = 130 degrees, and Angle E = 50 degrees. Find Angle F.

### 3. Real-world application:

A triangular park has one angle measuring 80 degrees, and another measuring 50 degrees. What is the measure of the third angle? If a gardener wants to plant flowers along the boundary, how will they measure the angles?

## Conclusion

The ability to calculate missing angles in triangles is an essential skill that serves as a foundation for more advanced mathematical concepts. A well-structured worksheet focusing on these problems can provide students with the practice they need to master this topic. By understanding the angle sum property, utilizing exterior angles, and recognizing special triangle properties, students can approach these problems with confidence. As they progress, the skills learned will not only apply to geometry but will also enhance their analytical thinking abilities, which are invaluable in everyday problem-solving situations.

# Frequently Asked Questions

## What is a missing angles in a triangle worksheet?

A missing angles in a triangle worksheet is an educational resource designed to help students practice finding unknown angles in triangles based on the properties of triangle angles, specifically that the sum of the angles in a triangle is always 180 degrees.

## How do you find missing angles in a triangle?

To find a missing angle in a triangle, you can use the formula  $A + B + C = 180^\circ$ , where A, B, and C are the angles of the triangle. If you know two angles, subtract their sum from  $180^\circ$  to find the missing angle.

## What skills are reinforced by using missing angles in a triangle worksheets?

These worksheets reinforce skills such as angle measurement, understanding of triangle properties, basic algebra for solving equations, and problem-solving strategies.

## Are missing angles in a triangle worksheets suitable for all grade levels?

Yes, missing angles in a triangle worksheets can be tailored to different grade levels, from basic introduction to angles for younger students to more complex problems involving algebra for older students.

## Can missing angles in a triangle worksheets be used for remote learning?

Absolutely! Missing angles in a triangle worksheets can be easily adapted for remote learning, either in digital format or as printable PDFs for students to complete at home.

## What types of triangles are typically included in missing angles worksheets?

Missing angles worksheets may include various types of triangles such as equilateral, isosceles, and scalene triangles, each presenting unique challenges for finding missing angles.

## How can teachers assess understanding after using a missing angles in a triangle worksheet?

Teachers can assess understanding by reviewing completed worksheets, conducting follow-up quizzes, engaging students in group discussions about their problem-solving methods, or assigning related homework problems.

Find other PDF article:



ansys mesh - 1

May 9, 2022 · 1. 2. 3.

is missing has lost - 1

Apr 16, 2024 · is missing has lost

... NTLDR is missing

NTLDR is missing

officially missing you - 1

Officially Missing You

I'm Missing You I miss you

I'm Missing You I miss you

Keil errorc (129):missing";" before"void"

Dec 20, 2024 · Keil

missing operating system

missing operating system

default boot device missing

default boot device missing

Steam CAPTCHA

APTCHA

Wifi help.steampowered.com

Unlock the secrets of triangle geometry with our comprehensive missing angles in a triangle worksheet. Perfect for practice and mastery. Learn more today!

[Back to Home](#)