




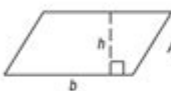







Mathematics Formula Chart 8th Grade

2007 Grade 11 Formula Sheet

Formulas that you may need to work questions on this test are found below.

You may refer to this page at any time during the mathematics test.

You may use calculator π or the number 3.14.

 $P = 2l + 2w$ $A = lw$	 $SA = 2lw + 2lh + 2wh$ $V = lwh$	 <p>Pythagorean Theorem :</p> $a^2 + b^2 = c^2$
 $A = bh$	 $SA = 4\pi r^2$ $V = \frac{4}{3}\pi r^3$	<p>Permutations :</p> $P(n, r) = \frac{n!}{(n-r)!}$
 $A = \frac{1}{2}h(a + b)$	 $SA = 2\pi r^2 + 2\pi rh$ $V = \pi r^2 h$	<p>Combinations :</p> $C(n, r) = \frac{n!}{r!(n-r)!}$
 $P = b + c + d$ $A = \frac{1}{2}bh$	 $SA = \pi r^2 + \pi r \sqrt{r^2 + h^2}$ $V = \frac{1}{3}\pi r^2 h$	<p>Distance Formula :</p> $d = \sqrt{(x_2 - x_1)^2 + (y_2 - y_1)^2}$
 $C = 2\pi r$ $A = \pi r^2$	 $SA = (\text{Area of the base}) + \frac{1}{2} \ell (\text{number of base sides})(b)$ $V = \frac{1}{3} (\text{Area of the base}) \times h$	<p>Midpoint :</p> $\left(\frac{x_1 + x_2}{2}, \frac{y_1 + y_2}{2} \right)$
		<p>Slope :</p> $m = \frac{y_2 - y_1}{x_2 - x_1}$
		<p>Point-Slope Formula :</p> $(y - y_1) = m(x - x_1)$
		<p>Slope-intercept Formula :</p> $y = mx + b$
		<p>Standard Equation of a Line :</p> $Ax + By = C$

Copyright ©2005 by the Pennsylvania Department of Education. The materials contained in this publication may be duplicated by Pennsylvania educators for local classroom use. This permission does not extend to the duplication of materials for commercial use.

Mathematics formula chart 8th grade serves as an essential tool for students navigating the complexities of middle school mathematics. At this stage, learners are introduced to a variety of mathematical concepts that require a solid understanding of formulas and equations. This article will explore the key formulas that 8th graders need to master, broken down into categories for easy reference.

Fundamental Concepts in 8th Grade Mathematics

Before diving into the specific formulas, it's important to understand the fundamental concepts that underpin the 8th-grade mathematics curriculum. The primary areas of focus include:

- Algebra
- Geometry
- Statistics and Probability
- Functions

Each of these areas encompasses a variety of formulas that are crucial for solving problems and understanding mathematical relationships.

Algebra Formulas

Algebra is a significant component of the 8th-grade math curriculum. It introduces students to variables and the concept of solving equations. Here are some essential algebra formulas:

1. Linear Equations

The standard form of a linear equation is:

$$Ax + By = C$$

Where:

- A , B , and C are constants.
- x and y are variables.

The slope-intercept form is given by:

$$y = mx + b$$

Where:

- m is the slope of the line.
- b is the y-intercept.

2. Quadratic Equations

Quadratic equations are in the standard form:

$$ax^2 + bx + c = 0$$

The solutions can be found using the quadratic formula:

$$x = \frac{-b \pm \sqrt{b^2 - 4ac}}{2a}$$

3. Factoring Formulas

Key factoring formulas include:

- Difference of squares:

$$a^2 - b^2 = (a - b)(a + b)$$

- Perfect square trinomial:

$$a^2 \pm 2ab + b^2 = (a \pm b)^2$$

Geometry Formulas

Geometry involves the study of shapes, sizes, and the properties of space. Here are the key formulas that 8th graders should know:

1. Area Formulas

Students should be familiar with the formulas for calculating the area of common shapes:

- Rectangle:

$$\text{Area} = \text{length} \times \text{width}$$

- Triangle:

$$\text{Area} = \frac{1}{2} \times \text{base} \times \text{height}$$

- Circle:

$$\text{Area} = \pi r^2 \text{ where } (r) \text{ is the radius}$$

2. Perimeter and Circumference

Understanding the perimeter and circumference is crucial for various applications:

- Rectangle:

$$\text{Perimeter} = 2(\text{length} + \text{width})$$

- Triangle:

$$\text{Perimeter} = a + b + c \text{ (sum of all sides)}$$

- Circle (Circumference):

$$C = 2\pi r$$

3. Volume Formulas

Students should also know how to calculate the volume of three-dimensional shapes:

- Rectangular prism:

$$V = \text{length} \times \text{width} \times \text{height}$$

- Cylinder:

$$V = \pi r^2 h$$

- Sphere:

$$V = \frac{4}{3}\pi r^3$$

Statistics and Probability Formulas

Statistics and probability are essential for analyzing data and making informed decisions. Here are the key formulas:

1. Measures of Central Tendency

Students should be able to calculate the following:

- Mean (average):

$$\text{Mean} = \frac{\text{Sum of all values}}{\text{Number of values}}$$

- Median: The middle number in a sorted list.

- Mode: The number that appears most frequently in a data set.

2. Probability

The probability of an event occurring can be calculated using:

$$P(E) = \frac{\text{Number of favorable outcomes}}{\text{Total number of outcomes}}$$

3. Simple Interest Formula

For financial mathematics, the formula for simple interest is:

$$I = P \times r \times t$$

Where:

- I is the interest,
- P is the principal amount,
- r is the rate of interest (in decimal),
- t is the time (in years).

Functions and Relations

Understanding functions is fundamental for higher-level mathematics. Here are some basic concepts:

1. Function Notation

A function is often represented as:

$$f(x) = mx + b$$

Where $f(x)$ indicates the output based on the input x .

2. Slope of a Line

The slope of a line between two points (x_1, y_1) and (x_2, y_2) is calculated as:

$$m = \frac{y_2 - y_1}{x_2 - x_1}$$

Conclusion

A **mathematics formula chart 8th grade** is an invaluable resource for students as they tackle various mathematical concepts. Mastering these formulas not only aids in successfully navigating their current curriculum but also lays a strong foundation for future studies in mathematics. By understanding and applying these formulas, students can improve their problem-solving skills and enhance their overall confidence in

mathematics. Regular practice and reference to this chart will ensure they are well-prepared for exams and real-world applications.

Frequently Asked Questions

What are the key formulas included in an 8th grade mathematics formula chart?

Key formulas typically include those for area and perimeter of various shapes (triangles, rectangles, circles), the Pythagorean theorem, volume formulas for 3D shapes, basic algebraic equations, and properties of exponents.

How can an 8th grade mathematics formula chart help students during exams?

A mathematics formula chart provides quick reference for essential formulas, helping students save time and avoid errors when solving problems during exams.

Are there any online resources where I can find a mathematics formula chart for 8th grade?

Yes, many educational websites, including Khan Academy, Math is Fun, and various school district resources, provide downloadable and printable 8th grade mathematics formula charts.

How often should students refer to their mathematics formula chart while studying?

Students should frequently refer to their formula chart while studying to familiarize themselves with the formulas and practice applying them in different types of problems.

Can I create my own customized mathematics formula chart for 8th grade?

Absolutely! Students can create customized formula charts that focus on their specific needs, including formulas they find challenging or that are frequently used in their coursework.

Find other PDF article:

<https://soc.up.edu.ph/49-flash/pdf?dataid=kMb73-4581&title=pushing-electrons-a-guide-for-students-of-organic-chemistry.pdf>

Mathematics Formula Chart 8th Grade

Mathematics - Annals of Mathematics, Inventiones Mathematicae, Mathematische Annalen...
483

MDPI Mathematics - mathematics mathematics JCR1 3 mathematics MDPI SCI

MASS PACS ...
MASS PACS

Annals of Mathematics 1874 Joel E. Hendricks ...

Forum Mathematicum - Forum of Mathematics Forum Mathematicum Sigma Pi
Annals of Math

MDPI Molecules

European Journal of Mathematics
Dec 8, 2024 · the European Journal Of Mathematics (ejm) Is An International Journal That Publishes Research Papers In All Fields Of Mathematics. It Also Publishes Research-survey ...

MDPI pending review - MDPI pending review

with editor - 1.

sci - SIAM Journal on Applied Mathematics

Annals of Mathematics, Inventiones Mathematicae, Mathematische Annalen...
483

MDPI Mathematics - mathematics mathematics JCR1 3 mathematics MDPI SCI

MASS PACS -

Massachusetts PACS

Annals of Mathematics

1874 Joel E. Hendricks

Forum Mathematicum

Forum of Mathematics Forum Mathematicum Sigma Pi Annals of Math Sigma

Unlock essential concepts with our comprehensive mathematics formula chart for 8th grade. Perfect for quick reference and exam prep. Learn more now!

[Back to Home](#)