






Measuring With A Ruler Worksheet Answers

Measures Inches
Wholes Length, Whole Start
Math Worksheet 1

Name: _____

Can you measure the length of the bar?

	$5\text{ in} - 4\text{ in} =$ 1 in
	$6\text{ in} - 3\text{ in} =$ 3 in
	$12\text{ in} - 10\text{ in} =$ 2 in
	$8\text{ in} - 6\text{ in} =$ 2 in
	$6\text{ in} - 5\text{ in} =$ 1 in

© 2008-2018 DadsWorksheets.com
These Math Worksheets are provided free for personal or classroom use.

DadsWorksheets.com

Measuring with a ruler worksheet answers can be a valuable resource for students and educators alike. Understanding how to measure accurately using a ruler is a fundamental skill in mathematics and everyday life. This article will delve into various aspects of measuring with a ruler, including tips for accurate measurement, common mistakes to avoid, and how worksheets can enhance learning. Additionally, we'll provide guidance on how to effectively use measuring worksheets and interpret their answers.

Understanding the Basics of Measuring with a Ruler

Measuring with a ruler is a straightforward yet essential skill that lays the

foundation for more advanced mathematical concepts. A ruler is typically marked in both inches and centimeters, which can sometimes confuse students.

Parts of a Ruler

Before diving into measurement techniques, it's important to understand the parts of a ruler:

- Zero Point: The starting point for measurement.
- Inch Markings: Usually represented in fractions ($\frac{1}{4}$, $\frac{1}{2}$, $\frac{3}{4}$).
- Centimeter Markings: Typically marked in whole numbers, with each centimeter often divided into millimeters.

How to Measure with a Ruler

Measuring with a ruler involves a few simple steps:

1. Align the Object: Place the object you wish to measure next to the ruler.
2. Start at Zero: Ensure that one end of the object starts at the zero mark on the ruler.
3. Read the Measurement: Look at where the other end of the object aligns with the ruler's markings.
4. Choose the Correct Unit: Decide whether to record the measurement in inches or centimeters based on the context.

Benefits of Using Measuring Worksheets

Worksheets focused on measuring with a ruler serve several important educational purposes:

- Reinforcement of Concepts: Worksheets allow students to practice and reinforce their understanding of measurement.
- Variety of Problems: They often include a range of problems, from measuring lines to calculating the total length of multiple objects.
- Immediate Feedback: Answers provided allow for quick self-assessment, helping students identify areas that need more practice.

Types of Measuring Worksheets

When searching for measuring with a ruler worksheets, you may come across various types. Here are some common formats:

- Basic Measurement Worksheets: Simple tasks that require measuring objects

or lines and recording the length.

- **Application Worksheets:** These involve real-life scenarios where students must measure objects or distances and solve related problems.
- **Comparison Worksheets:** Students measure multiple objects and compare their lengths, helping to develop critical thinking skills.

Common Mistakes to Avoid When Measuring

While measuring may seem simple, students often make common errors. Here are some mistakes to watch out for:

- **Starting at the Wrong Point:** Always start measuring from the zero mark on the ruler.
- **Misreading the Scale:** Pay close attention to the units being used. Confusing inches and centimeters can lead to significant errors.
- **Parallax Error:** This occurs if the ruler is not viewed directly from above, resulting in inaccurate readings.
- **Estimating Lengths:** Encourage students to read the ruler accurately rather than estimating.

Tips for Accurate Measurement

To improve measuring accuracy, consider the following tips:

- **Use a Flat Surface:** Always measure on a flat, stable surface to avoid distortion.
- **Ensure Good Lighting:** Proper lighting can help in clearly seeing the markings on the ruler.
- **Double-Check Measurements:** It's a good practice to measure twice to confirm accuracy.
- **Practice Regularly:** The more students practice measuring, the more comfortable they will become with the skill.

Interpreting Measuring Worksheets Answers

Once students complete their measuring worksheets, interpreting the answers is crucial for their learning process. Here's how to guide them:

Self-Assessment Techniques

- **Compare with a Partner:** Have students exchange worksheets to compare answers, fostering collaborative learning.
- **Use a Ruler for Verification:** Encourage students to measure the objects

again using a ruler to verify their answers.

- **Discuss Mistakes:** If there are discrepancies in answers, discuss them as a group to identify common challenges faced.

Using Answers to Improve Skills

- **Identify Patterns:** Look for common mistakes across the worksheets and address these in future lessons.

- **Set Goals:** Encourage students to set personal goals for improvement in measuring skills.

- **Revisit Concepts:** If students struggle with certain problems, revisit those concepts in class or through additional practice.

Conclusion

In conclusion, **measuring with a ruler worksheet answers** play a crucial role in developing students' measurement skills. By understanding the basics of using a ruler, practicing with a variety of worksheets, and learning to interpret answers, students can enhance their confidence and proficiency in measurement. Over time, these skills will not only aid in academic success but also prepare them for real-world applications of measurement in everyday life. With consistent practice, students can overcome common mistakes and develop a solid foundation in measurement that will serve them well in their mathematical journey.

Frequently Asked Questions

What is a measuring with a ruler worksheet?

A measuring with a ruler worksheet is an educational resource designed to help students practice their skills in measuring lengths and distances using a ruler.

How can I find the answers to a measuring with a ruler worksheet?

Answers can typically be found in the worksheet's answer key if provided, or by measuring the indicated objects or lines accurately with a ruler.

What skills are practiced in a measuring with a ruler worksheet?

Students practice reading measurements, understanding units of length (like inches and centimeters), and developing fine motor skills by accurately

placing the ruler.

Are there any online resources for measuring with a ruler worksheets and answers?

Yes, many educational websites offer printable measuring worksheets along with answer keys, which can be found by searching for 'measuring with a ruler worksheets' online.

What age group is suitable for measuring with a ruler worksheets?

Measuring with a ruler worksheets are typically suitable for elementary school students, usually around ages 6 to 10, but can be adapted for older students as well.

Find other PDF article:

<https://soc.up.edu.ph/19-theme/Book?trackid=bTa57-1011&title=edmentum-answers-algebra-2.pdf>

[Measuring With A Ruler Worksheet Answers](#)

QUERY function - Google Docs Editors Help

QUERY(A2:E6,F2,FALSE) Syntax QUERY(data, query, [headers]) data - The range of cells to perform the query on. ...

Función QUERY - Ayuda de Editores de Documentos de Go...

Función QUERY Ejecuta una consulta sobre los datos con el lenguaje de consultas de la API de visualización de ...

QUERY - Справка - Редакторы Google Документов

Выполняет запросы на базе языка запросов API визуализации Google. Пример использования QUERY (A2:E6; ...

[video] [GOOGLE SHEETS] FUNCIÓN QUERY: FUNCIONES ...

Ver en [GOOGLE SHEETS] FUNCIÓN QUERY: FUNCIONES DE AGREGACIÓN: SUM, AVG, COUNT, MIN y MAX 652 ...

QUERY - Google QUERY Google

QUERY Google Visualization API QUERY(A2:E6,"select ...

Has Han Yeri ever been nude? - Nudography.com

We don't have any nude pictures of her. Usually this means that she hasn't done any nudity yet. But we could also be wrong, so if you have some nude pictures of her you can add them here.

Han Ye Ri Archives | Korean Porn

Pick Your Favorite Korean Porn.

SEX IS ZERO NUDE SCENES - AZNude

Our platform provides a curated archive that highlights the cultural and artistic significance of nude scenes in mainstream media, offering an accessible collection of notable moments from ...

Han ye ri Nude Scenes & Celebs Sex :: FuckCelebs.Net

Han ye ri scenes and uncensored sex videos. All the hot episodes with sexy Han ye ri. Léa Rostain, Stéphanie Crayencour, Emmanuelle Bouaziz, Marguerite Perrotte topless...

Browse Celebs From South Korea - Page 5 - AZNude

Our platform provides a curated archive that highlights the cultural and artistic significance of nude scenes in mainstream media, offering an accessible collection of notable moments from ...

Han Ye Ji Archives | Korean Porn

Video Actor: Han Ye Ji 01:11:41 Home Massage Parlor Special Service (2022) 01:11:27

Han Ye Ri (한예리) - MyDramaList

Han has built her filmography starring in short films and indies. She drew notice in the 2012 sports film "As One", for which she learned the Hamgyŏng dialect in her role as real-life North Korean ...

Han Ye-ri - ImageFap

Browse Han Ye-ri porn picture gallery by Smally32 to see hottest %listoftags% sex images

HAN JI-EUN Nude - AZNude

HAN JI-EUN nude - 12 images and 2 videos - including scenes from "Real".

Han Ye-ri - Wikipedia

Kim Ye-ri (Korean: 김예리; born December 23, 1984), known professionally as Han Ye-ri (한예리), is a South Korean actress.

Unlock the secrets of precision with our measuring with a ruler worksheet answers! Improve your skills and confidence. Learn more now!

[Back to Home](#)