


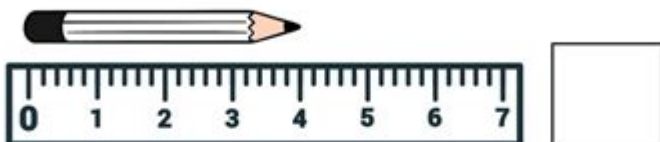


Measuring With A Ruler Worksheet

Name: _____

Measurement

Measure the length of each pencil and write it in the box.



Measuring with a ruler worksheet is an essential educational tool designed to help students of various ages learn the fundamentals of measurement. Understanding how to accurately use a ruler is a vital skill that lays the groundwork for more advanced mathematical concepts. In this article, we'll delve into the importance of measuring with a ruler, the components of a measuring worksheet, and effective strategies for teaching measurement skills.

Why Measuring with a Ruler is Important

Measuring with a ruler is a foundational skill that children must master early in their education. Here are some key reasons why this skill is important:

- **Practical Life Skills:** Knowing how to measure accurately is beneficial in everyday activities, from cooking to DIY projects.
- **Foundation for Advanced Math:** Measurement is a critical component of geometry and algebra, making it essential for higher-level math courses.
- **Improved Spatial Awareness:** Learning to measure helps students develop a better understanding of space, dimensions, and proportions.
- **Critical Thinking:** Measuring requires students to analyze problems and apply various techniques to find solutions.

Components of a Measuring with a Ruler Worksheet

A well-structured measuring worksheet can significantly enhance a student's understanding of measurement. Below are the key components that should be included:

1. Introduction to the Ruler

The worksheet should start with a brief introduction explaining what a ruler is and how it is used. This section can include:

- Types of Rulers: Standard (imperial) rulers, metric rulers, and flexible rulers.
- Parts of the Ruler: Measurement markings, ends, and the zero mark.

2. How to Read a Ruler

This section should provide clear instructions on how to read both inches and centimeters. It could include:

- Inches: Explaining the whole and half-inch markings, as well as quarter-inch divisions.
- Centimeters: Discussing the metric system, including millimeters and how they relate to centimeters.

3. Measurement Exercises

The heart of the worksheet should consist of practical exercises that allow students to apply what they've learned. These can include:

- Direct Measurement Tasks: Students measure objects around them and record the measurements.
- Comparison Tasks: Presenting two objects and asking students to determine which is longer or shorter.
- Conversion Exercises: Asking students to convert between inches and centimeters.

4. Word Problems

Including word problems can help students apply measuring skills in real-world scenarios. For example:

- "If a piece of ribbon is 15 inches long and you cut off 5 inches, how long will the ribbon be?"
- "A book is 20 centimeters tall. If you stack another book that is 10 centimeters tall on top, what is the total height?"

5. Visual Aids

To make learning more engaging, incorporating visuals can be highly effective. Suggestions include:

- Ruler Images: Diagrams of rulers with labeled parts and measurement markings.
- Measurement Charts: Charts that provide examples of common objects and their approximate sizes.

Effective Strategies for Teaching Measurement Skills

Teaching measurement skills can be enhanced through various strategies that cater to different learning styles. Here are some effective methods:

1. Hands-On Activities

Engaging students in hands-on activities allows them to practice measuring in a tangible way. Consider

these ideas:

- **Measure Classroom Objects:** Have students use rulers to measure desks, books, and other items.
- **Craft Projects:** Incorporate measurement into art projects where students must measure and cut materials accurately.

2. Use Technology

Incorporating technology can make learning measurement more interactive:

- **Measurement Apps:** There are various educational apps that focus on measuring skills, providing students with instant feedback.
- **Online Worksheets:** Websites offer printable worksheets and interactive measuring games that reinforce learning.

3. Encourage Group Work

Collaborative learning can enhance understanding. Group activities might include:

- **Measurement Challenges:** Divide students into teams and give them a set of objects to measure. The team with the most accurate measurements wins.
- **Peer Teaching:** Allow students to teach each other how to use a ruler, reinforcing their knowledge in the process.

Conclusion

In summary, a **measuring with a ruler worksheet** is a valuable resource for teaching students the essential skill of measurement. By including various components such as exercises, word problems, and visual aids, educators can create an engaging and informative learning experience. Furthermore, employing effective teaching strategies ensures that students not only understand how to measure but also appreciate its importance in both academic and real-life contexts. As students become proficient in measuring, they gain confidence and skills that will serve them well throughout their educational journeys and beyond.

Frequently Asked Questions

What is a measuring with a ruler worksheet?

A measuring with a ruler worksheet is an educational resource designed to help students practice measuring lengths and understanding units of measurement using a ruler.

What age group is suitable for a measuring with a ruler worksheet?

Measuring with a ruler worksheets are typically suitable for elementary school students, usually around ages 6 to 10, but can be adapted for older students who need reinforcement.

What types of activities are included in a measuring with a ruler worksheet?

Activities may include measuring objects, drawing lines of specified lengths, converting between units (inches to centimeters), and solving word problems related to measurement.

How can teachers use measuring with a ruler worksheets in the classroom?

Teachers can use these worksheets as part of a lesson on measurement, as homework assignments, or as practice during math centers to reinforce students' measuring skills.

Are there digital versions of measuring with a ruler worksheets available?

Yes, many educational websites offer printable and interactive digital versions of measuring with a ruler worksheets that can be used on tablets or computers.

What materials do students need to complete a measuring with a ruler worksheet?

Students typically need a ruler, a pencil, and sometimes additional materials like scissors or paper for drawing or measuring objects.

How do measuring with a ruler worksheets help students in math?

These worksheets help students develop essential skills in measurement, improve their understanding of units, and enhance their ability to apply math concepts in practical situations.

Can measuring with a ruler worksheets be adapted for different learning styles?

Yes, worksheets can be modified with visual aids, hands-on activities, or collaborative group work to cater to various learning styles and needs.

What common mistakes do students make when using a ruler?

Students often misread the ruler, confuse inches with centimeters, or fail to align the ruler properly with the starting point of the object they are measuring.

Find other PDF article:

<https://soc.up.edu.ph/36-tag/Book?trackid=ASL82-3311&title=language-spoken-in-andorra.pdf>

Measuring With A Ruler Worksheet

What Happened to the 6 Carriers That Attacked Pearl Harbor?

The six Japanese carriers that launched the Pearl Harbor attack - Akagi, Kaga, Soryu, Hiryu, Shokaku, and Zuikaku - met dramatic ends in the Pacific War. Just six months after Pearl ...

Japanese Forces in the Pearl Harbor Attack - NHHC

All six of Japan's first-line aircraft carriers, Akagi, Kaga, Soryu, Hiryu, Shokaku and Zuikaku, were assigned to the mission. With over 420 embarked planes, these ships constituted by far the ...

The Ships of the Japanese Striking Force - Pearl Harbor

Jun 3, 2017 · The mighty aircraft carriers of the Imperial Japanese Navy transported the bombers and fighters within range of Pearl Harbor, allowing the attack to go off without a hitch. The ...

1st Air Fleet - Wikipedia

The smaller carriers tended to have only two types of aircraft, fighters and torpedo bombers. At the beginning of the Pacific War, First Air Fleet included six fleet carriers: Akagi, Kaga, Sōryū, ...

Japan's Attack Force at Pearl Harbor - Pearl Harbor

The six aircraft carriers—Akagi, Kaga, Soryu, Hiryu, Shokaku, and Zuikaku—were the pride of the Japanese navy. These carriers were capable of launching hundreds of aircraft, making them ...

How Pearl Harbor Happened - Warfare History Network

Down below in the darkness, all six of Japan's fleet carriers—the Akagi, Kaga, Soryu, Hiryu, Shokaku, and Zuikaku—were grouped 200 miles north of Hawaii. The attack force included ...

World War II : Imperial Japanese Navy carriers First Air Fleet

The First Air Fleet consisted of the six heavy carriers (Akagi, Kaga, : Soryu, Hiryu, Shokaku, and Zuikaku. The light carriers might be dispersed to various naval units, but the six heavy carriers ...

Order of Battle - Pearl Harbor - Battles of the Pacific - NavWeaps

The fighters from the Kaga and Akagi were to patrol over Hickham Field and Barbers Point, the fighters from the Soryu and Hiryu over Wheeler and Barbers Point and those from Shokaku ...

The Japanese First Wave / Pearl Harbour / The Pacific War | The ...

The first wave consisted of 183 aircraft launched from six aircraft carriers: Akagi, Kaga, Soryu, Hiryu, Shokaku, and Zuikaku, positioned approximately 230 miles north of Oahu. Japanese ...

The Fleet of Infamy: The Kido Butai | The Inglorious Padre Steve's ...

Dec 4, 2014 · The Kido Butai was the most powerful carrier strike group assembled up to that time. Comprised of six aircraft carriers, the massive flagship Akagi, and the Kaga, the fast ...

Elephant Lifespan: How long do Elephants live?

Jun 8, 2022 · Home » Articles » Questions & Answers (FAQs) » Elephant Lifespan: How long do Elephants live? The average lifespan of an elephant in the wild is around 50 to 70 years.

How Long Do Elephants Live? | Wildlife, Captivity | Britannica

Jul 11, 2025 · Elephants have a varied lifespan depending on whether they are in the wild or in captivity. In the wild, elephants generally live to about 60 years of age. In captivity, they can live ...

How Long Do Elephants Live? - All About Wildlife

Jul 8, 2009 · The simplest-though slightly misleading-answer to “how long do elephants live?” is, somewhere between 60 and 70 years. But that’s only how long they can live if everything goes ...

Elephant Lifespan: How Long Do Elephants Live? - A-Z Animals

Jul 30, 2024 · What Is the Average Lifespan of an Elephant? The average lifespan for Asian elephants is 48 years. African elephants typically make it to 60 or 70. Sadly, zoo-dwelling ...

How Long do Elephants Live? Average Lifespan of African, Asian ...

Jun 30, 2023 · African elephants live for 56-70 years in the wild but only live for an average of 17 years while in captivity. Asian elephants live for 40-70 years in the wild but only live for an ...

How Long do Elephants Live? Discover the Elephant Lifespan

Nov 23, 2021 · So, how long do elephants live? When it comes to longevity in the wild, the African species have a longer estimated lifespan than the Asian species. Both the African bush elephant ...

How Long Does An Elephant Live? Elephant Lifespan Info

Science reports that despite the ages we know elephants are able to live to in the wild, African elephants now actually have an expected lifespan of around 56 years while Asian elephants live ...

Elephant Lifespan: How Long Do Elephants Live? - Nature and ...

Mar 24, 2025 · Wild African elephants live 60-70 years, and Asian elephants live 48-60 years; captive lifespans are shorter, averaging 17-19 years. Lifespan depends on species, habitat, and ...

HOW LONG DO ELEPHANTS LIVE?

The life expectancy of 60 to 70 years is true only when elephants have ideal living conditions. People in Africa often kill elephants and this is the reason why their median age is lower.

How Long Do Elephants Live? Average Lifespan of an Elephant

However, a brief look at the differences between how these creatures survive in the wild and in captivity reveals how long their average lifespan may be. The actual lifespan of elephants in the ...

"Enhance your child's math skills with our engaging measuring with a ruler worksheet. Perfect for hands-on learning! Discover how to measure accurately today!"

[Back to Home](#)