




# Me Gusta No Me Gusta Worksheet





MI nombre es \_\_\_\_\_





Escribe ME GUSTA o NO ME GUSTA.


1 \_\_\_\_\_ la 


2 \_\_\_\_\_ el 

3 \_\_\_\_\_ la 

4 \_\_\_\_\_ la 

5 \_\_\_\_\_ el 

6 \_\_\_\_\_ el 

7 \_\_\_\_\_ los 

[Fun2Learn.com](https://www.fun2learn.com)

Me gusta no me gusta worksheet is an engaging educational tool designed to help learners, particularly those studying Spanish, express their preferences and opinions. It serves as a practical resource for teachers and students alike, promoting language acquisition through interactive activities. This article delves into the purpose, benefits, and effective implementation of the "Me gusta, no me gusta" worksheet in various educational settings.

# Understanding the Concept of "Me gusta, no me gusta"

At its core, "me gusta" means "I like," while "no me gusta" translates to "I do not like." These simple phrases form the basis of expressing preferences in Spanish, making them essential for beginners. The worksheet typically includes a variety of activities that encourage students to articulate their likes and dislikes regarding various topics, such as food, sports, hobbies, and more.

## The Importance of Expressing Preferences in Language Learning

Expressing preferences is crucial in any language as it allows individuals to communicate their feelings, opinions, and choices. This skill enhances conversational abilities and fosters more meaningful interactions. Here are some reasons why this aspect of language learning is vital:

1. Building Vocabulary: Using "me gusta" and "no me gusta" helps students learn new words related to their interests.
2. Encouraging Conversation: These phrases encourage dialogue, prompting learners to ask questions and share their thoughts.
3. Cultural Relevance: Discussing likes and dislikes can lead to cultural exchanges, helping students understand different perspectives.
4. Confidence in Speaking: Practicing these expressions boosts confidence, allowing learners to express themselves more freely.

## Components of a Me Gusta No Me Gusta Worksheet

A well-designed "Me gusta no me gusta" worksheet typically includes several components that cater to different learning styles. Here are some common elements found in these worksheets:

### 1. Visual Aids

Incorporating images can significantly enhance understanding, especially for visual learners. Worksheets may include:

- Pictures of food items (e.g., pizza, broccoli)
- Sports equipment (e.g., soccer ball, tennis racket)
- Hobbies (e.g., painting, reading)

## 2. Fill-in-the-Blank Sections

These sections allow students to practice writing sentences. For example, they may be prompted to complete sentences such as:

- "Me gusta \_\_\_\_\_" (I like \_\_\_\_\_)
- "No me gusta \_\_\_\_\_" (I do not like \_\_\_\_\_)

## 3. Multiple-Choice Questions

To reinforce learning, worksheets may include multiple-choice questions where students select their preferences from a list. For example:

- ¿Te gusta el helado?
- a) Sí
- b) No

## 4. Matching Activities

Students can match images or phrases with the correct expressions. For instance, they could match pictures of different foods with "me gusta" or "no me gusta."

## 5. Creative Expression Sections

Encouraging students to draw or write about their own likes and dislikes fosters creativity. This might involve:

- Drawing their favorite food and writing "Me gusta" next to it.
- Creating a collage of pictures representing what they like and dislike.

## Benefits of Using Me Gusta No Me Gusta Worksheets

Utilizing "Me gusta no me gusta" worksheets offers numerous advantages in the classroom, including:

### 1. Enhanced Engagement

Worksheets that incorporate fun visuals and interactive elements capture

students' attention, making learning enjoyable. Engaged learners are more likely to retain information and participate actively.

## **2. Tailored Learning Experience**

These worksheets can be customized to fit the learners' interests. Teachers can select topics relevant to their students, ensuring that the material resonates with them. For example, if a class is interested in sports, the worksheet can focus on different types of sports.

## **3. Assessment Tool**

Teachers can use these worksheets to assess students' understanding of the "me gusta" and "no me gusta" structures. By reviewing students' answers, educators can gauge their grasp of vocabulary and sentence construction.

## **4. Encouragement of Peer Interaction**

After completing the worksheet, students can partner up to share their likes and dislikes verbally. This not only reinforces the lesson but also promotes collaboration and communication skills.

# **Implementing the Me Gusta No Me Gusta Worksheet in the Classroom**

To maximize the effectiveness of the "Me gusta no me gusta" worksheet, teachers should consider the following steps for implementation:

## **1. Introduce Vocabulary**

Before using the worksheet, introduce key vocabulary related to likes and dislikes. This can include food, activities, and other relevant topics. Use flashcards or images to aid retention.

## **2. Model Sentences**

Demonstrate how to use "me gusta" and "no me gusta" in sentences. Provide examples and encourage students to repeat after you, ensuring correct pronunciation and understanding.

### **3. Distribute Worksheets**

Hand out the worksheets and explain the different sections. Provide clear instructions for each activity, emphasizing the importance of expressing their preferences clearly.

### **4. Facilitate Group Work**

Allow students to work in pairs or small groups to complete the worksheets. This collaborative approach encourages discussion and helps students learn from one another.

### **5. Review and Discuss**

Once the worksheets are completed, hold a class discussion. Invite students to share some of their likes and dislikes. This not only reinforces vocabulary but also encourages speaking practice.

## **Adapting the Me Gusta No Me Gusta Worksheet for Different Learning Levels**

The "me gusta no me gusta" worksheet can be adapted for various age groups and proficiency levels. Here are some suggestions:

### **1. Beginners**

For younger students or beginners, simplify the worksheet by focusing on basic vocabulary and fewer options. Use images prominently to aid comprehension.

### **2. Intermediate Learners**

Introduce more complex vocabulary and phrases. Encourage students to write full sentences and provide explanations for their preferences.

### **3. Advanced Students**

Challenge advanced learners with writing prompts that require them to justify

their likes and dislikes. They could write a short paragraph explaining why they enjoy certain activities or foods.

## **Conclusion**

In conclusion, the me gusta no me gusta worksheet is a versatile and effective tool for teaching Spanish language learners how to express their preferences. By incorporating visual aids, interactive activities, and opportunities for creative expression, educators can create an engaging learning environment. The benefits of using these worksheets extend beyond vocabulary acquisition; they promote confidence, conversation skills, and cultural understanding. By effectively implementing and adapting these worksheets, teachers can enhance their students' language learning experiences and foster a love for the Spanish language.

## **Frequently Asked Questions**

### **What is a 'me gusta no me gusta worksheet'?**

A 'me gusta no me gusta worksheet' is an educational tool used primarily in language learning, particularly for teaching Spanish. It helps students express their likes and dislikes through a series of prompts or activities.

### **What age group is a 'me gusta no me gusta worksheet' suitable for?**

These worksheets are typically suitable for elementary to middle school students, but they can be adapted for learners of all ages who are beginning to learn Spanish.

### **How can teachers effectively use a 'me gusta no me gusta worksheet' in class?**

Teachers can use these worksheets for interactive activities, such as group discussions, writing exercises, or presentations, allowing students to practice speaking and writing in Spanish about their preferences.

### **What are some common topics included in 'me gusta no me gusta worksheets'?**

Common topics include food, sports, hobbies, animals, and everyday activities, allowing students to relate their personal interests to the language they are learning.

## Can 'me gusta no me gusta worksheets' be used for online learning?

Yes, these worksheets can be easily adapted for online learning environments. They can be shared as digital files or integrated into interactive platforms for virtual classrooms.

## What skills do students develop by using a 'me gusta no me gusta worksheet'?

Students develop vocabulary, sentence structure, and conversational skills in Spanish while also enhancing their ability to express personal opinions and preferences.

Are there any free resources available for 'me gusta no me gusta worksheets'?

Yes, many educational websites and platforms offer free downloadable 'me gusta no me gusta worksheets' that teachers and students can use to facilitate learning.

Find other PDF article:

<https://soc.up.edu.ph/31-click/pdf?trackid=xgW67-4369&title=how-to-stop-heart-palpitations.pdf>

# Me Gusta No Me Gusta Worksheet

*QE* *IE* *PE* *ME* *TE* *RE*

QE IE PE ME TE RE IE 1 QE Quality ...









bqm,bqs,me,se

Sep 5, 2024 · bgm,bgs,me,se BGM BGS ME SE ...

□□□□□□□□□□□□□□ - □□

[illegible]

Microsoft edge????????????????????? - ??

Mar 8, 2020 ·   Microsoft edge   IDM  edge  Chrome   ...

manwa□□□□□□□□ - □□□□

Feb 4, 2025 · manwa <https://manwa.site> ...

**Q E I E P E M E T E R E**

QE[IE[PE[ME[TE[RE[...][IE[...][1]QE[Quality  
Engineer[...]

**bgm,bgs,me,se** - 無料音楽検索エンジン

Sep 5, 2024 · bgm,bgs,me,se 無料音楽検索エンジン BGM 無料音楽検索エンジン BGS 無料音楽検索エンジン ME 無料音楽検索エンジン SE 無料音楽検索エンジン  
1. BGM 無料音楽検索エンジン ...

無料音楽検索エンジン - 無料

04 無料音楽検索エンジン 無料音楽検索エンジン 無料音楽検索エンジン 無料音楽検索エンジン 無料音楽検索エンジン 無料音楽検索エンジン bt 無料音楽検索エンジン  
...

*Microsoft edge* 無料音楽検索エンジン? - 無料

Mar 8, 2020 · 無料音楽検索エンジン Microsoft edge 無料音楽検索エンジン IDM 無料音楽検索エンジン IDM 無料音楽検索エンジン edge 無料音楽検索エンジン Chrome 無料音楽検索エンジン  
IDM 無料音楽検索エンジン IDM 無料音楽検索エンジン ...

*manwa* 無料音楽検索エンジン - 無料

Feb 4, 2025 · 無料音楽検索エンジン manwa 無料音楽検索エンジン 無料音楽検索エンジン 無料音楽検索エンジン https://manwa.site 無料音楽検索エンジン  
https://manwa.life 無料音楽検索エンジン https://manwa.biz 無料音楽検索エンジン ...

無料音楽検索エンジン - 無料

無料音楽検索エンジン 無料音楽検索エンジン 2011 年 1 月 無料音楽検索エンジン 無料音楽検索エンジン 無料音楽検索エンジン 無料音楽検索エンジン 無料音楽検索エンジン  
無料音楽検索エンジン ...

無料音楽検索エンジン **APP** 無料音楽検索エンジン - 無料

無料音楽検索エンジン, 無料音楽検索エンジン app 無料音楽検索エンジン-無料音楽検索エンジン app 無料音楽検索エンジン v1.5.7...

*Take me to your heart* 無料音楽検索エンジン - 無料

Take Me To Your Heart 無料音楽検索エンジン Michael Learns To Rock 無料音楽検索エンジン Hiding from the rain and snow, Trying to forget but I won't let go Looking at a crowded street, Listening to my own ...

無料音楽検索エンジン 無料音楽検索エンジン ...

Apr 26, 2020 · 無料音楽検索エンジン 無料音楽検索エンジン 無料音楽検索エンジン-X-OH-CHO-COOH-NO2-SO3H-NH2-RCO-無料音楽検索エンジン 無料音楽検索エンジン ...

**51** 無料音楽検索エンジン - 無料

Aug 27, 2024 · 51 無料音楽検索エンジン 51 無料音楽検索エンジン 51 無料音楽検索エンジン www.51.com 無料音楽検索エンジン 無料音楽検索エンジン 無料音楽検索エンジン  
無料音楽検索エンジン ...

Discover engaging 'me gusta no me gusta worksheet' activities to enhance your language skills.  
Perfect for students and teachers! Learn more now!

[Back to Home](#)