









Matching Lowercase And Uppercase Letters Worksheets

Match the uppercase letter to its lowercase.

 Sun	S	<input type="radio"/>	<input type="radio"/>	Z
 Tree	T	<input type="radio"/>	<input type="radio"/>	W
 Umbrella	U	<input type="radio"/>	<input type="radio"/>	t
 Van	V	<input type="radio"/>	<input type="radio"/>	v
 Watch	W	<input type="radio"/>	<input type="radio"/>	s
 Xmas tree	X	<input type="radio"/>	<input type="radio"/>	x
 Yoyo	Y	<input type="radio"/>	<input type="radio"/>	u
 Zebra	Z	<input type="radio"/>	<input type="radio"/>	y

www.kidsnetworkonline.com

Understanding the Importance of Matching Lowercase and Uppercase Letters Worksheets

Matching lowercase and uppercase letters worksheets serve as essential tools in early childhood education, particularly during the foundational stages of learning to read and write. These worksheets are designed to help children recognize, differentiate, and match lowercase letters with their corresponding uppercase counterparts. As letters are the building blocks of language, mastering them is crucial to a child's literacy development.

The Significance of Letter Recognition

Recognizing letters is a pivotal skill that lays the groundwork for reading and writing. Children begin to associate sounds with letters, forming the basis for phonics, vocabulary development, and comprehension. The process of matching lowercase and uppercase letters enhances this recognition skill in several ways:

- **Visual Recognition:** Worksheets encourage children to visually identify differences and similarities between letter cases.
- **Motor Skills Development:** Engaging with worksheets often includes tracing or coloring, which helps develop fine motor skills.
- **Cognitive Skills:** Matching activities promote critical thinking as children learn to connect and differentiate between letter forms.

Components of Effective Worksheets

When creating or selecting matching lowercase and uppercase letters worksheets, certain components can enhance their effectiveness:

1. Clear and Engaging Design

The layout of the worksheet should be visually appealing and age-appropriate. Children are more likely to engage with materials that are colorful and thoughtfully designed.

2. Variety of Activities

Incorporating different types of matching exercises can maintain interest and cater to various learning styles. Examples include:

1. **Direct Matching:** A simple exercise where children draw lines between lowercase and uppercase letters.
2. **Fill in the Blanks:** Worksheets that require children to fill in the missing uppercase or lowercase letters in a series.
3. **Coloring Activities:** Matching letters with drawings that begin with that letter sound, allowing for a creative element.

3. Progress Tracking

Worksheets should ideally be designed to allow for easy tracking of a child's progress. This can be achieved through checklists, completion dates, or simple grading rubrics.

Types of Matching Worksheets

There are various types of worksheets available for matching lowercase and uppercase letters, each catering to different learning needs and styles:

1. Traditional Matching Worksheets

These worksheets typically consist of two columns: one for lowercase letters and another for uppercase letters. Children are required to draw lines connecting the matching pairs.

2. Interactive Worksheets

With the advent of technology, many worksheets are now available online. These interactive options often incorporate games and quizzes that make learning fun and engaging.

3. Coloring and Craft Worksheets

These worksheets encourage creativity by allowing children to color letters while matching. For example, a worksheet might feature a lowercase "a" alongside an uppercase "A," alongside an apple illustration.

Benefits of Using Matching Worksheets

The use of matching lowercase and uppercase letters worksheets can yield numerous benefits for young learners:

1. Reinforcement of Learning

Repetition is key in early education. Worksheets provide a structured way for children to practice and reinforce their understanding of letter recognition.

2. Independent Learning

Worksheets encourage children to work independently, building confidence in their abilities. As they match letters on their own, they develop a sense of accomplishment.

3. Readiness for Advanced Literacy Skills

Mastering letter recognition through matching exercises paves the way for more advanced literacy skills. Children who are comfortable with the alphabet are more likely to excel in reading and writing tasks as they progress in their education.

Best Practices for Educators and Parents

To maximize the effectiveness of matching lowercase and uppercase letters worksheets, educators and parents can adopt several best practices:

1. Create a Routine

Incorporate letter matching worksheets into a daily routine. Consistent practice helps solidify learning and makes it a familiar activity.

2. Provide Positive Reinforcement

Celebrate successes, no matter how small. Positive reinforcement can motivate children to engage with the material and improve their skills.

3. Use Multi-Sensory Approaches

Combine worksheets with other learning modalities. For example, singing the alphabet song or using physical letter blocks can enhance understanding and retention.

4. Tailor Worksheets to Individual Needs

Recognize that children learn at different paces. Tailor the difficulty level of worksheets to match the abilities of each child, ensuring that they are both challenged and not overwhelmed.

Conclusion

Matching lowercase and uppercase letters worksheets are invaluable resources in the early stages of literacy development. They not only foster essential skills such as letter recognition and cognitive abilities but also promote independence and creativity in young learners. By incorporating these worksheets into daily routines and engaging children through various activities, educators and parents can lay a strong foundation for lifelong literacy. As children become proficient in recognizing and matching letters, they are better equipped to tackle more complex reading and writing tasks, ultimately enhancing their overall academic success.

Frequently Asked Questions

What age group is best suited for matching lowercase and uppercase letters worksheets?

Matching lowercase and uppercase letters worksheets are typically best suited for children aged 4 to 6 years, as they are learning the basics of letter recognition and early literacy skills.

How can matching worksheets help improve a child's reading skills?

Matching worksheets can enhance a child's reading skills by reinforcing letter recognition, improving their ability to differentiate between lowercase and uppercase letters, and building a foundation for phonics and spelling.

Are there any digital resources available for matching lowercase and uppercase letters?

Yes, there are numerous digital resources, including educational websites and apps, that provide interactive worksheets and games for matching lowercase and uppercase letters, making learning more engaging for children.

What are some effective ways to use matching worksheets in the classroom?

Teachers can use matching worksheets in various ways, such as group activities, individual practice, or as part of learning centers. They can also incorporate hands-on materials like letter tiles or flashcards to complement the worksheets.

Can matching uppercase and lowercase letters worksheets be adapted for older students?

Yes, these worksheets can be adapted for older students by increasing complexity, such as including words that require matching or integrating related phonics activities to reinforce their understanding of letter cases.

Find other PDF article:

<https://soc.up.edu.ph/64-frame/Book?docid=MJv25-1938&title=vca-employee-handbook-2020.pdf>

Matching Lowercase And Uppercase Letters Worksheets

Google Help

If you're having trouble accessing a Google product, there's a chance we're currently experiencing a temporary problem. You can check for outages and downtime on the Google Workspace ...

Gmail Help

Official Gmail Help Center where you can find tips and tutorials on using Gmail and other answers to frequently asked questions.

Create a Gmail account - Gmail Help - Google Help

Create an account Tip: To use Gmail for your business, a Google Workspace account might be better for you than a personal Google Account. With Google Workspace, you get increased ...

2025 -

2025 -
...

-

2011 - 1
...

GTA5 -

GTA5
PS3 Xbox360 ...

How to recover your Google Account or Gmail

If you forgot your password or username, or you can't get verification codes, follow these steps to recover your Google Account. That way, you can use services like Gmail, Pho

[UA] Referrals are from googleads.g.doubleclick.net or tpc ...

Referrals from googleads.g.doubleclick.net are clicks on your ads showing on the Google Display Network—specifically, ads showing on publisher sites in the AdSense program—for which the ...

Use Google Drive for desktop - Google Drive Help

To easily manage and share content across all of your devices and the cloud, use Google's desktop sync client: Drive for desktop. If you edit, delete or move a file on the Cloud, the same ...

Deekseek r114b32b -

14b16g32b32g...

YouTube Help - Google Help

Learn more about YouTube YouTube help videos Browse our video library for helpful tips, feature overviews, and step-by-step tutorials. YouTube Known Issues Get information on reported technical issues or scheduled maintenance.

Utiliser YouTube Studio - Ordinateur - Aide YouTube

Utiliser YouTube Studio YouTube Studio est la plate-forme des créateurs. Elle rassemble tous les outils nécessaires pour gérer votre présence en ligne, développer votre chaîne, interagir avec votre audience et générer des revenus. Remarque : Vous pouvez activer le thème sombre dans YouTube Studio.

Descargar la aplicación YouTube - Android - Ayuda de YouTube

La aplicación YouTube está disponible en una gran variedad de dispositivos, pero hay algunos requisitos mínimos del sistema y limitaciones específicas para los dispositivos: Android: se necesita Android 8.0 o una versión posterior. Smart TVs y dispositivos de streaming: la disponibilidad varía en función del fabricante y del modelo.

-

2011 - 1
...

Cómo navegar por YouTube

Cómo navegar por YouTube ¿Ya accediste a tu cuenta? Tu experiencia con YouTube depende en gran medida de si accediste a una Cuenta de Google. Obtén más información para usar tu Cuenta de

Google en YouTube.

Sign in and out of YouTube - Computer - YouTube Help

Signing in to YouTube allows you to access features like subscriptions, playlists and purchases, and history. Note: You'll need a Google Account to sign in to YouTube.

Ayuda de YouTube

Obtenga más información acerca de YouTube Vídeos de ayuda de YouTube Examine nuestra biblioteca de vídeos para obtener consejos, resúmenes de producto y tutoriales paso a paso. YouTube Problemas conocidos Obtén información sobre los problemas técnicos comunicados o sobre las tareas de mantenimiento programadas.

Usar la cuenta de Google en YouTube

Usar la cuenta de Google en YouTube Necesitas una cuenta de Google para iniciar sesión en YouTube. Las cuentas de Google se pueden usar en todos los productos de Google (por ejemplo, en Gmail, Blogger, Maps y YouTube, entre muchos otros). Si has accedido a cualquiera de estos productos anteriormente, ya tienes una cuenta de Google.

Descarga la app de YouTube

Descarga la app de YouTube para disfrutar de una experiencia de visualización más enriquecida en tu smartphone, tablet, smart TV, consola de juegos o dispositivo de transmisión.

Ayuda de YouTube - Google Help

Obtén más información acerca de YouTube Videos de ayuda de YouTube Navega por nuestra biblioteca de videos para buscar sugerencias útiles, descripciones generales de funciones y tutoriales paso a paso. YouTube Problemas conocidos Obtén información sobre los problemas técnicos comunicados o sobre las tareas de mantenimiento programadas.

Enhance your child's literacy skills with our engaging matching lowercase and uppercase letters worksheets. Perfect for learning fun! Discover how today!

[Back to Home](#)