

Lost Lands 1 Bonus Walkthrough



Lost Lands 1 Bonus Walkthrough is an essential guide for players who are venturing into the enchanting world of Lost Lands. This captivating hidden object adventure game is filled with puzzles, challenges, and a rich narrative that keeps players engaged. The bonus chapter adds an extra layer of excitement, providing new quests, characters, and collectibles. In this article, we will explore the key elements of the Lost Lands 1 bonus chapter, offering a comprehensive walkthrough to help you navigate through this magical realm.

Understanding Lost Lands

Lost Lands is a series of adventure games developed by FIVE-BN Games. The first installment introduces players to a mystical world where they take on the role of a brave character who must solve various mysteries and save the land from evil forces. The bonus chapter expands on the story, offering additional content that enhances the gameplay experience.

Overview of the Bonus Chapter

The bonus chapter of Lost Lands 1 is a hidden gem that adds depth to the storyline. It features:

- New locations
- Additional puzzles
- Unique characters
- Extra collectibles

This chapter is not just a simple extension of the main storyline; it provides players with an opportunity to delve deeper into the lore of Lost Lands and discover hidden secrets.

Walkthrough for the Lost Lands 1 Bonus Chapter

To effectively navigate the bonus chapter, players will benefit from a step-by-step walkthrough. Below is a detailed guide that outlines key areas, puzzles, and collectibles to help you progress smoothly.

Chapter 1: The Mysterious Forest

Upon entering the bonus chapter, players find themselves in a dense and mysterious forest.

Objectives:

1. Collect the necessary items to progress deeper into the forest.
2. Solve the first hidden object puzzle.

Walkthrough Steps:

1. Explore the Area: Look around for shiny objects that indicate collectable items.
2. Hidden Object Puzzle: Find the required items from the list. This will typically include various natural elements like flowers, stones, and wildlife.
3. Interact with Characters: Speak to any characters you encounter for hints and additional quests.

Chapter 2: The Enchanted Lake

After navigating the forest, players arrive at the Enchanted Lake.

Objectives:

- Uncover the secrets of the lake.
- Complete the mini-games that reveal hidden treasures.

Walkthrough Steps:

1. Investigate the Shoreline: Search for clues and items along the water's edge.
2. Mini-Game Challenge: Engage in a mini-game that involves matching symbols or solving a puzzle to unlock a treasure chest.
3. Collectibles: Make sure to gather any additional collectibles that may appear during this phase.

Chapter 3: The Ancient Ruins

In this chapter, players explore the remnants of a forgotten civilization.

Objectives:

- Solve complex puzzles to unlock the next area.
- Gather artifacts that tell the story of the Lost Lands.

Walkthrough Steps:

1. **Puzzles:** Look for mechanisms and devices that require you to input specific symbols or sequences.
2. **Artifact Collection:** As you solve puzzles, keep an eye out for artifacts that can be collected and added to your inventory.
3. **Character Interactions:** Engage with NPCs to gain lore and hints for upcoming challenges.

Chapter 4: The Final Confrontation

The climax of the bonus chapter takes players to the heart of the conflict.

Objectives:

- Defeat the main antagonist.
- Complete the final set of puzzles to save the Lost Lands.

Walkthrough Steps:

1. **Strategize for Battle:** Gather all the items you have collected throughout the chapter as they may be useful in the final confrontation.
2. **Final Puzzles:** Solve a series of interconnected puzzles that lead to the antagonist's defeat. This may involve a combination of logic, memory, and hidden object challenges.
3. **Ending Sequence:** Once the antagonist is defeated, watch the concluding cutscene, which wraps up the bonus chapter and reveals the fate of the Lost Lands.

Tips and Strategies for Success

To enhance your experience in Lost Lands 1's bonus chapter, consider the following tips:

- **Take Notes:** Write down clues you encounter, especially for puzzles that require memory.
- **Use Hints Wisely:** If you're stuck, don't hesitate to use the hint feature, but save it for when you truly need it.
- **Explore Thoroughly:** Every nook and cranny may hide a collectible or clue; thorough exploration is key.
- **Engage with Characters:** NPCs often provide vital information that can help you progress.
- **Practice Patience:** Some puzzles require time and thought. Don't rush through them; take a step back if needed.

Collectibles in the Bonus Chapter

Throughout the bonus chapter, players can find various collectibles that not only enhance gameplay but also provide insights into the story. Here are some key collectibles to look for:

1. **Hidden Objects:** Items that contribute to your inventory and help in solving puzzles.
2. **Lore Artifacts:** Objects that tell the history of the Lost Lands, enriching the narrative.
3. **Achievement Medals:** Completing specific challenges may unlock medals that showcase your accomplishments.

Conclusion

The **Lost Lands 1 Bonus Walkthrough** serves as a valuable resource for players eager to explore the rich, immersive world of Lost Lands. By following the detailed steps outlined in this guide, players can successfully navigate the challenges, puzzles, and mysteries that the bonus chapter offers. Whether you are a seasoned player or a newcomer to the series, this walkthrough will ensure a rewarding experience as you uncover the secrets of the Lost Lands. Good luck on your adventure!

Frequently Asked Questions

What is the objective of Lost Lands 1?

The objective of Lost Lands 1 is to help the main character, a hero named Jim, find his way back home while completing various quests and solving puzzles in a mysterious world.

Where can I find the bonus walkthrough for Lost Lands 1?

You can find the bonus walkthrough for Lost Lands 1 on gaming forums, walkthrough websites like GameFAQs, or video platforms like YouTube where players share their strategies.

What are some key tips for completing Lost Lands 1?

Some key tips include exploring every area thoroughly, interacting with all characters, collecting items as you progress, and saving your game frequently to avoid losing progress.

How can I unlock the bonus content in Lost Lands 1?

To unlock the bonus content in Lost Lands 1, you typically need to complete the main storyline and collect specific items or achieve certain goals throughout the game.

Are there any hidden items in Lost Lands 1?

Yes, Lost Lands 1 features several hidden items scattered throughout the game that can enhance your abilities or provide additional story elements. Exploration is key to discovering these items.

What challenges can I expect in the bonus levels of Lost Lands 1?

In the bonus levels of Lost Lands 1, you can expect tougher puzzles, more complex enemy encounters, and additional time constraints that require quick thinking and strategy.

Is there a community for Lost Lands 1 players?

Yes, there are several online communities, including forums and social media groups, where Lost Lands 1 players share tips, discuss strategies, and help each other with walkthroughs.

Find other PDF article:

<https://soc.up.edu.ph/35-bold/pdf?trackid=WUb68-3888&title=just-listen-by-sarah-dessen.pdf>

Lost Lands 1 Bonus Walkthrough

Lost Lands 1 - Bonus

LOST Lands 1 Bonus Walkthrough 815 lostpedia timeline
815 ...

How to recover your Google Account or Gmail

If you forgot your password or username, or you can't get verification codes, follow these steps to recover your Google Account. That way, you can use services like Gmail, Pho

Find lost photos & videos - Android - Google Photos Help

Find lost photos & videos When you turn on backup, your photos are stored in photos.google.com. Important: If you're inactive in Google Photos for 2 years or more, your ...

Lock or erase your lost phone or computer

Lock or erase your lost phone or computer If your phone, tablet, or laptop is lost or stolen, follow these steps to help secure your device. If you can't get the device back, taking a few steps ...

anysy ...

May 26, 2023 · Ansys “”

□ □ □ □ □ □ □ ...

I lost my phone and now I can't sign in to my Google Account

Learn how to recover your Google Account after losing access to your phone and explore Google's account recovery process.

2 step verification, but lost phone - Google Account Community

2 step verification, but lost phone My hubby has 2 step verification enabled and has lost his phone. Unfortunately he didn't setup a backup phone or save backup codes. I've looked at the ...

How to recover my email without my old phone number and a ...

Jul 11, 2020 · For lost passwords, if applicable, check the password manager in your browser, or installed on your device. If you find your password, probably all good; hopefully no further ...

Change or reset your password - Computer - Google Account Help

If you change or reset your password, you'll be signed out everywhere except: Devices you use to verify that it's you when you sign in. Some devices with third-party apps that you've given ...

Be ready to find a lost Android device - Android Help

You can use tracker tags to help keep track of and find lost items such as keys, luggage, bikes and more. You shouldn't use tracker tags to track pets or locate stolen items. Acceptable uses ...

██████████**Lost**██████████ - ███

```

[LOST]815[lostpedia][timeline]
[815] ...

```

How to recover your Google Account or Gmail

If you forgot your password or username, or you can't get verification codes, follow these steps to recover your Google Account. That way, you can use services like Gmail, Pho

























Find lost photos & videos - Android - Google Photos Help

Find lost photos & videos When you turn on backup, your photos are stored in photos.google.com. Important: If you're inactive in Google Photos for 2 years or ...

Lock or erase your lost phone or computer

Lock or erase your lost phone or computer If your phone, tablet, or laptop is lost or stolen, follow these steps to help secure your device. If you can't get the device back, taking a ...

```
[ ] [ ] anvsv[ ] [ ] [ ] [ ] [ ] [ ] [ ] [ ] [ ] [ ] [ ] [ ] ...
```

May 26, 2023 ·  ANSYS  “                     

Unlock the secrets of Lost Lands 1 with our comprehensive bonus walkthrough. Discover how to navigate challenges and find hidden treasures. Learn more now!

[Back to Home](#)