




Long Ago And Today Worksheets

Past or Present? Name _____

Cut, sort, and paste the pictures into the correct column below.

 Past	 Present

 slate and chalk	 cell phone	 candle	 paper and pencil	 pen
 iPod	 gramophone	 inkwell and quill	 lamp	 telephone

© Cristina Miller 2015

Long ago and today worksheets are invaluable educational tools designed to help students understand historical contexts and compare them to present-day scenarios. These worksheets encourage critical thinking and promote a deeper understanding of how societies evolve over time. By engaging students in activities that require them to analyze differences and similarities between past and present, educators can foster a greater appreciation for history and its relevance to current events. This comprehensive article will explore the significance of long ago and today worksheets, their benefits, effective implementation strategies, and examples of activities that can be included.

Understanding Long Ago and Today Worksheets

Long ago and today worksheets typically contain a variety of exercises aimed at examining historical events, lifestyles, technological advancements, and cultural differences. They may include timelines, comparison charts, and descriptive prompts that encourage students to reflect on and articulate their understanding of the past and its impact on the present.

The Importance of Historical Context

Understanding historical context is crucial for students. Here are a few reasons why long ago and today worksheets are important:

1. **Cultural Awareness:** These worksheets help students recognize and appreciate diverse cultures and historical narratives, fostering empathy and understanding.
2. **Critical Thinking:** By comparing past and present, students develop critical thinking skills as they analyze changes, continuity, and causation.
3. **Relevance to Current Events:** Connecting historical events to contemporary issues helps students grasp the importance of history in understanding current societal challenges.
4. **Engagement:** Interactive worksheets encourage active participation, making learning enjoyable and effective.

Benefits of Using Long Ago and Today Worksheets

Integrating long ago and today worksheets into the classroom offers numerous benefits. Here are some key advantages:

1. Enhancing Cognitive Skills

- **Analysis:** Students learn to analyze information critically, identifying key differences and similarities.
- **Synthesis:** They synthesize information from various sources to form a cohesive understanding of historical events and their implications.

2. Promoting Active Learning

- **Interactive Activities:** Worksheets often include games, discussions, and

hands-on activities that make learning more dynamic.

- Collaborative Learning: Group activities foster teamwork and communication skills among students.

3. Supporting Differentiated Instruction

- Varied Learning Styles: Worksheets can be tailored to accommodate different learning styles, from visual learners to kinesthetic learners.

- Scaffolding: Educators can provide varying levels of complexity within worksheets to support all learners.

4. Encouraging Reflection

- Journaling: Many worksheets include reflective journaling prompts that encourage students to think deeply about what they have learned.

- Discussion Questions: These prompts promote classroom discussions that can lead to further inquiry.

Implementing Long Ago and Today Worksheets in the Classroom

To effectively use long ago and today worksheets in the classroom, educators can follow several strategies:

1. Aligning with Curriculum Standards

Ensure that the worksheets align with educational standards and learning objectives. This helps maintain a structured approach to teaching history and ensures that students are meeting the required benchmarks.

2. Incorporating Technology

Utilize digital tools and resources to enhance engagement. Online worksheets, interactive quizzes, and multimedia presentations can make the learning experience more interactive.

3. Encouraging Group Work

Facilitate collaborative projects where students can work together to

complete worksheets. Group discussions can enrich the learning experience and allow students to learn from one another.

4. Providing Clear Instructions

Ensure that students understand the objectives of each worksheet. Provide clear instructions and examples to help guide them in their analyses.

5. Offering Feedback

Give constructive feedback on completed worksheets to reinforce learning and encourage improvement. Highlight areas of strength and suggest ways for students to delve deeper into specific topics.

Examples of Long Ago and Today Worksheet Activities

Here are some examples of activities that can be included in long ago and today worksheets:

1. Venn Diagrams

Create a Venn diagram that allows students to compare and contrast two different time periods. They can fill in the sections with aspects such as lifestyle, technology, education, and governance.

2. Timelines

Have students create a timeline that highlights significant events from the past alongside contemporary events. This can help them visualize the progression and evolution of societal changes.

3. Writing Prompts

Include writing prompts that ask students to imagine living in a different time period. For example:

- "Describe a day in your life if you lived 100 years ago. What would be different?"

- "Compare your school experience today with that of students in the 1800s."

4. Research Projects

Assign students a research project on a specific historical event or figure. They can create a presentation that showcases their findings and connects them to modern-day implications.

5. Role-Playing Activities

Encourage students to engage in role-playing activities where they take on the personas of historical figures. This immersive experience can deepen their understanding of historical contexts and motivations.

Challenges and Considerations

While long ago and today worksheets offer numerous benefits, there are challenges to consider:

1. Resource Availability

- Teachers may need to invest time in creating or sourcing appropriate worksheets and materials.
- Limited access to technology may hinder the use of digital worksheets.

2. Diverse Learning Needs

- Educators must be mindful of students with varying abilities and learning styles, ensuring that materials are accessible to all.
- Differentiation is essential to meet the needs of advanced learners as well as those who may require additional support.

3. Time Constraints

- Classroom time is often limited, making it challenging to cover extensive historical topics through worksheets alone.
- Balancing the curriculum with engaging activities can be a delicate task.

Conclusion

Long ago and today worksheets are essential tools for educators looking to enhance students' understanding of history and its relevance to the present. By fostering critical thinking, promoting engagement, and encouraging reflection, these worksheets create a comprehensive educational experience. With thoughtful implementation and consideration of diverse learning needs, educators can leverage these worksheets to cultivate a classroom environment that values historical awareness and inspires students to draw connections between their past and present.

Frequently Asked Questions

What are 'long ago and today' worksheets used for?

These worksheets are designed to help students compare and contrast life in the past with the present, allowing them to understand historical changes in various aspects such as technology, lifestyle, and culture.

What age group are 'long ago and today' worksheets suitable for?

These worksheets are typically aimed at elementary school students, particularly those in grades 1 to 4, as they are learning about history and developing critical thinking skills.

How can 'long ago and today' worksheets enhance learning?

They promote critical thinking by encouraging students to analyze differences and similarities, enhance their historical knowledge, and develop a better understanding of how society evolves over time.

What topics are commonly covered in 'long ago and today' worksheets?

Common topics include changes in transportation, communication, daily life, education, and technology, helping students grasp the concept of progress and innovation.

Where can teachers find 'long ago and today' worksheets?

Teachers can find these worksheets on educational websites, teacher resource platforms, or by creating their own using templates that focus on comparative learning.

Find other PDF article:

<https://soc.up.edu.ph/36-tag/files?ID=vNU57-4852&title=language-and-literacy-activities-for-toddler-s.pdf>

Long Ago And Today Worksheets

long -

long long long long long long long long long long [lɒŋ] [lɑːŋ] adj. ...
long ...

as long as *so long as* -

Jul 13, 2015 · *as long as* [æz lɒŋ æz] *so long as* [səʊ lɒŋ æz] [soʊ lɒŋ æz] ...
as long as *so long as* " " ...

AS LONG AS -

AS LONG AS... AS LONG AS [æz lɒŋ æz] As long as
needed as long as again as As long as Hello ...

as long as you love me -

Mar 24, 2006 · *as long as you love me* as long as u love me. although loneliness has
always been a friend of mine. i'm leaving my life in ur ...

as long as -

as long as as long as [æz lɒŋ æz] [æz lɔːŋ æz] 1
As long as I

long -

Aug 3, 2012 · long longer , longest 1 measuring or covering a great length or
distance, or a greater length or distance than usual She had long ...

-

Mar 15, 2015 · A4 " " " " ...
...

Taylor swift LONG LIVE -

Taylor swift LONG LIVE Long Live · · · I said
remember this moment ...

How long -

Feb 9, 2011 · How long how long " for+
" "since+ "since+ ...

long -

long [lɒŋ] [lɔːŋ] adj. adv. v. n. She was ...

long -

