

Lesson 6 Homework 52 Answer Key

Name _____

Measurement and Data
3.MD.5, 3.MD.5a, 3.MD.5b,
3.MD.6, 3.MD.7, 3.MD.8

CCSS

MY Homework

Lesson 4
Measure Area


Homework Helper

Need help? connectED.mcgraw-hill.com

Find the area of the figure at the right if each square unit represents one square centimeter.



- Count the number of whole squares.
There are 5 whole squares.
- Count the number of half-squares.
There are 4 half-squares. Four halves equal two wholes.
- Add.
 $5 \text{ whole squares} + 4 \text{ half-squares}$
 $5 \text{ whole squares} + 2 \text{ whole squares}$
7 whole squares

So, the area is 7 square units. If each square unit represents one square centimeter, then the area is 7 square centimeters.



Practice

Find the area of each figure.

- 
The area is **14** square units.
- 
The area is **7** square units.

Lesson 4 My Homework 775

Lesson 6 Homework 52 Answer Key is a crucial resource for students, educators, and parents alike, particularly for those who are navigating through challenging topics in their curriculum. Whether you are a teacher preparing to assess your students' understanding or a student seeking guidance on how to approach your homework, having access to the answer key can provide significant assistance. This article will delve into the importance of answer keys, how to effectively use them, and provide a detailed overview of the common elements found in Lesson 6 Homework 52.

Understanding the Importance of Answer Keys

Answer keys serve multiple purposes in the educational process. Here are some of the key reasons why they are essential:

1. **Assessment Tool:** Teachers use answer keys to evaluate students' understanding of the material. They help in grading and identifying areas where students may need extra support.
2. **Study Aid:** For students, answer keys can act as a study aid to review content and check their understanding after attempting the problems.
3. **Feedback Mechanism:** Answer keys provide immediate feedback for students, allowing them to learn from their mistakes and understand the correct methods for solving problems.
4. **Resource for Parents:** Parents can use answer keys to assist their children with homework, ensuring they are on the right track with their studies.

How to Use Answer Keys Effectively

While having access to answer keys is beneficial, it is essential to use them wisely to maximize learning outcomes. Here are some strategies to effectively utilize answer keys:

1. Attempt Problems First

Before consulting the answer key, students should attempt to solve the problems on their own. This practice encourages independent thinking and problem-solving skills.

2. Review Mistakes

After checking answers with the key, students should focus on any mistakes made. Understanding why an answer was incorrect is crucial for better retention and comprehension of the material.

3. Ask Questions

If there are discrepancies between the student's answers and the answer key, it is important to seek clarification. This could involve asking a teacher or discussing with peers.

4. Practice Similar Problems

Using the answer key as a reference, students can find additional practice problems to reinforce their understanding of the concepts covered. Many textbooks and online resources provide extra problems with solutions.

5. Keep a Learning Journal

Maintaining a journal where students document their mistakes and the correct methods can be beneficial for future reference and self-assessment.

Overview of Lesson 6 Homework 52

Lesson 6 Homework 52 typically covers specific topics within a curriculum, which can vary significantly depending on the grade level and subject matter. Below is a general breakdown of what you might expect from this lesson.

Common Topics Covered

Lesson 6 Homework 52 often includes:

- **Mathematics:** Topics may include fractions, decimals, geometry, or algebraic expressions.
- **Language Arts:** This could involve grammar exercises, reading comprehension questions, or vocabulary building.
- **Science:** Homework may cover scientific concepts such as the water cycle, ecosystems, or basic physics principles.
- **Social Studies:** Topics might include historical events, geography, or government structure.

Typical Structure of Homework Assignments

Most homework assignments, including Lesson 6 Homework 52, maintain a similar structure:

1. **Instructions:** Clear directions on what students need to accomplish.
2. **Problems/Questions:** A series of problems or questions that students must solve or answer.
3. **Space for Answers:** Areas provided for students to write their answers and show their work.
4. **Review Section:** Often includes a section where students can reflect on what they learned or struggled with during the assignment.

Example Problems from Lesson 6 Homework 52

Here are a few example problems and their solutions that could be found in a typical Lesson 6 Homework 52 assignment:

Mathematics Example

Problem: Solve the fraction addition problem: $\left(\frac{1}{4} + \frac{2}{4}\right)$.

Answer:

1. Combine the numerators: $(1 + 2 = 3)$.
2. The denominator remains the same: (4) .
3. Final answer: $\left(\frac{3}{4}\right)$.

Language Arts Example

Problem: Identify the main idea of the following passage: "The sun rises in the east and sets in the west, providing light and warmth to the Earth."

Answer: The main idea is that the sun plays a crucial role in providing light and warmth to the Earth, and its movement is predictable.

Science Example

Problem: What are the three states of matter?

Answer: The three states of matter are solid, liquid, and gas.

Social Studies Example

Problem: Name one reason why the Declaration of Independence was written.

Answer: It was written to declare the American colonies' independence from British rule.

Conclusion

In conclusion, **Lesson 6 Homework 52 Answer Key** is an invaluable resource that can enhance the learning experience for students. It helps in assessing understanding, providing immediate feedback, and serving as a study aid. By using answer keys effectively, students can improve their problem-solving skills and reinforce their knowledge of the subject matter. Additionally,

understanding the typical structure and common topics of such homework assignments can better prepare them for future challenges. Always remember that while answer keys are helpful, the real learning occurs through active engagement with the material and through reflection on one's errors and successes.

Frequently Asked Questions

What is the main focus of lesson 6 in the curriculum?

Lesson 6 typically focuses on a specific topic within the subject, such as a math concept, grammar rule, or historical event, depending on the curriculum being followed.

Where can I find the answer key for homework 52 of lesson 6?

The answer key for homework 52 can usually be found in the teacher's edition of the textbook, on the school's learning management system, or by contacting the teacher directly.

Are answer keys for homework assignments typically available to students?

Answer keys are generally not provided to students to encourage independent learning, but some teachers may share them after assignments are completed.

What should I do if I am struggling with the problems in lesson 6 homework 52?

If you're struggling, consider reviewing the lesson material, seeking help from classmates, or asking your teacher for clarification on the concepts.

Can I find the answer key for lesson 6 homework 52 online?

Yes, some educational websites and forums may provide answer keys for specific lessons, but ensure that they are reliable and align with your curriculum.

Is it important to check the answer key after completing homework?

Yes, checking the answer key can help you identify mistakes, understand the correct solutions, and reinforce learning from the lesson.

What resources can help me understand the material better before attempting homework 52?

Resources such as online tutorials, educational videos, study guides, and interactive practice problems can be very helpful in understanding the material.

Find other PDF article:

<https://soc.up.edu.ph/13-note/Book?docid=NSo05-2865&title=claud-eristol-the-magic-of-believing.pdf>

Lesson 6 Homework 52 Answer Key

lesson? -

lesson four lesson five lesson ...

Lesson 60 -

Lesson 60 ...

course class lesson subject " " -

Nov 19, 2021 · 6 course class lesson subject ...

-

1 2 3 5 nk ...

-

Apr 9, 2017 · (1935 5) B UP ...

Lesson 38 -

Lesson 38 ...

lesson subject -

lesson piano lessons, the second lesson class; 30 lessons, a lesson; give sb. a lesson ...

Lesson 29 -

Lesson 29 ...

~

May 5, 2022 · TOPIK6 N ...

Lesson 27 -

Lesson 27 ...

lesson? -

lesson four lesson five lesson lesson ...

Lesson 60 -
Lesson 60
...

courseclasslessonsubject“” -
Nov 19, 2021 · 6 courseclasslesson
subject ...

-
1 2 3 5 nk
...

-
Apr 9, 2017 · , , --- (1935 5
) B UP ...

Lesson 38 -
Lesson 38
...

lessonsubject -
lesson piano lessons, the second lessonclass; 30 lessons, a lesson;
give sb. a lesson ...

Lesson 29 -
Lesson 29
...

~
May 5, 2022 · ~ 11 46
TOPIK6 N ...

Lesson 27 -
Lesson 27
...

Find the complete answer key for lesson 6 homework 52 to ace your assignments. Get detailed solutions and tips to enhance your learning. Learn more!

[Back to Home](#)