





Lesson 66 Answer Key

FACT SHEET + WORKSHEET													
 ROUTE 66													
ROUTE 66	FACTS												
	<table border="1"><tr><td>States</td><td>8 states</td></tr><tr><td>Length</td><td>3,940 km</td></tr><tr><td>Start</td><td>Downtown Chicago</td></tr><tr><td>End</td><td>Santa Monica Pier</td></tr><tr><td>Designer</td><td>Cyrus Avery</td></tr><tr><td>Nickname</td><td>Mother Road</td></tr></table>	States	8 states	Length	3,940 km	Start	Downtown Chicago	End	Santa Monica Pier	Designer	Cyrus Avery	Nickname	Mother Road
States	8 states												
Length	3,940 km												
Start	Downtown Chicago												
End	Santa Monica Pier												
Designer	Cyrus Avery												
Nickname	Mother Road												
<p>Route 66 is an iconic highway that stretches across the USA. It begins in downtown Chicago and ends at the Santa Monica Pier in California. The road was first started in 1926. Many songs, films and books have been written about Route 66. It is a true American icon.</p>													
<p>The route became famous during the Great Depression in the 1930s. About 2,10,00 people travelled west along Route 66 to California to escape the Dust Bowl, an area in the south with no water and many dust storms.</p>													
<p>About two weeks is needed to go on an all-American road trip of Route 66 with stops and lots of sightseeing. If you want to travel without stops and driving as fast as you can, then you will need no longer than 3 days. In fact, the original Route 66 no longer exists, but about 85% is still drivable.</p>													
													
Information from the													
<table border="1"><tr><td>End</td><td></td></tr><tr><td>Designer</td><td></td></tr><tr><td>Nickname</td><td></td></tr></table>		End		Designer		Nickname							
End													
Designer													
Nickname													
3. Describe Route 66.													
													
4. Name one interesting fact about Route 66.													
<p>During the Great Depression: <input type="radio"/> Woke and Route 66?</p>													
<p>if using Route 66? <input type="radio"/> Bikes <input type="radio"/> Motor <input type="radio"/> Motor</p>													
<p>ing Route 66 one day? why? / why not?</p>													

Lesson 66 answer key is a crucial resource for students and educators alike, especially when it comes to verifying answers, understanding concepts, and improving overall learning outcomes. This article delves into the significance of lesson answer keys, the specific details surrounding Lesson 66, and how they can be utilized most effectively in various educational contexts.

Understanding the Importance of Answer Keys

Answer keys serve as essential tools for both students and teachers. They provide immediate feedback on performance, help identify areas needing improvement, and foster a more efficient learning process. Here are some of the key benefits of using answer keys:

- **Immediate Feedback:** Students can quickly check their work against the answer key, allowing them to understand their mistakes and learn from them.
- **Self-Assessment:** Answer keys enable students to gauge their comprehension of the material and identify topics that require further review.
- **Time-Saving:** Teachers can save time grading assignments by using answer keys, which can be particularly beneficial during busy periods.

- **Confidence Building:** Access to correct answers can boost student confidence, as they can see evidence of their understanding and mastery of the material.

Overview of Lesson 66

While the specifics of Lesson 66 may vary depending on the subject and curriculum, it typically encompasses advanced concepts that challenge students and promote critical thinking. For instance, in a mathematics context, Lesson 66 might cover topics such as algebraic equations, while in a language arts setting, it could focus on complex literary themes or grammar.

Common Topics Covered in Lesson 66

Below are some common themes and topics you might encounter in Lesson 66 across various subjects:

- **Mathematics:** Solving quadratic equations, graphing functions, or working with word problems.
- **Science:** Understanding chemical reactions, exploring physical laws, or examining biological processes.
- **Language Arts:** Analyzing texts, identifying literary devices, or practicing advanced grammar.
- **Social Studies:** Examining historical events, understanding geographical concepts, or discussing economic principles.

How to Use the Lesson 66 Answer Key Effectively

Using the Lesson 66 answer key effectively can enhance the learning experience for students. Here are some strategies to maximize its potential:

1. Review and Self-Correct

Students should first complete Lesson 66 without looking at the answer key. After attempting the questions, they should consult the answer key to check their answers. This process of self-correction is vital for learning.

2. Analyze Mistakes

When students find discrepancies between their answers and the answer key, it's important to analyze why they made those mistakes. They should ask themselves questions such as:

- What was my thought process?
- Did I misunderstand the question?
- Were there any careless errors?

This reflective practice can lead to deeper understanding.

3. Discuss with Peers

Students can benefit from discussing their findings with classmates. Group discussions can facilitate a collaborative learning environment where students can share different approaches to problems and clarify misunderstandings.

4. Seek Help from Educators

If students continue to struggle with specific concepts even after consulting the answer key, they should not hesitate to seek help from their teachers. Educators can provide additional resources or explanations to aid comprehension.

Benefits of Accessing Lesson 66 Answer Key Online

In today's digital age, many educational resources, including answer keys, are available online. Accessing the Lesson 66 answer key via the internet offers several advantages:

- **Convenience:** Students can easily access the answer key from anywhere, anytime, enabling them to study at their own pace.
- **Additional Resources:** Many online platforms not only provide answer keys but also offer supplementary materials, such as explanatory videos and practice exercises.
- **Community Support:** Online forums and educational communities can provide

additional support and insights from fellow learners and educators.

Conclusion

In summary, the **Lesson 66 answer key** is a vital resource that aids in the educational journey of students and teachers alike. By providing immediate feedback and encouraging self-assessment, answer keys play an essential role in promoting understanding and mastery of complex subjects. However, it is crucial for students to use these resources strategically, focusing not just on finding the right answers but also on cultivating a deeper comprehension of the material. Whether accessed online or in print, the effective use of answer keys can significantly enhance learning outcomes and foster academic success.

Frequently Asked Questions

What is the primary topic covered in lesson 66 of the curriculum?

Lesson 66 typically focuses on advanced grammar concepts, including conditional sentences and their usage.

Where can I find the answer key for lesson 66?

The answer key for lesson 66 is usually available in the teacher's edition of the textbook or on the educational platform associated with the course.

Are there any online resources for lesson 66 answer key?

Yes, many educational websites and forums provide answer keys and discussion threads related to lesson 66.

How can I use the answer key for lesson 66 effectively?

You can use the answer key to check your understanding, identify mistakes, and clarify difficult concepts covered in the lesson.

Is lesson 66 relevant for standardized tests?

Yes, the concepts taught in lesson 66 are often relevant for standardized tests, especially in language arts and writing sections.

What should I do if I find discrepancies in the lesson 66 answer key?

If you find discrepancies, you should discuss them with your teacher or refer to the textbook for clarification.

Can the lesson 66 answer key aid in group study sessions?

Absolutely! The answer key can help facilitate discussions and ensure that all group members understand the material.

How often do teachers update the answer key for lesson 66?

Teachers typically update the answer key annually or after a major curriculum review, depending on the educational institution.

What kind of exercises are included in lesson 66?

Lesson 66 includes exercises such as fill-in-the-blank, multiple-choice questions, and short answer prompts related to grammar.

Is lesson 66 suitable for self-study?

Yes, lesson 66 can be suitable for self-study, especially when paired with the answer key for self-assessment.

Find other PDF article:

<https://soc.up.edu.ph/31-click/pdf?trackid=nSi60-4020&title=how-to-stop-porn-addiction.pdf>

Lesson 66 Answer Key

lesson? -

lesson four lesson five ...

Lesson 60 -

Lesson ...

course class lesson subject " " -

Nov 19, 2021 · 6 course class lesson ...

-

1 2 3 5 nk ...

Apr 9, 2017 · 0000,000000000000 0000,00000000 000000000000 ---000 (1935050000000000 ...

lesson four lesson five
lesson 2025-06-28 09:20

Lesson 60 ...

Nov 19, 2021 · 000000 000000000000 6 00000000 course000000000000000000 class00000000 lesson0000
00000000 subject00000000 000 2021-11-19 05:50

1 2 3 5 3 nk ...
20 ...

Apr 9, 2017 · 〇〇〇〇,〇〇〇〇〇〇〇〇〇〇〇 〇〇〇〇,〇〇〇〇〇〇〇〇〇 〇〇〇〇〇〇〇〇〇〇〇 ---〇〇〇 (1935年5月〇〇〇〇〇〇〇〇〇〇〇
日) 〇〇〇〇BUP 〇〇〇〇〇〇〇 〇〇〇〇〇〇〇〇〇〇〇〇LESSON 5〇〇〇〇!

Lesson 38 ...

第一 lesson 第二 piano lessons, the second lesson 第三 class 第四 30 lessons, a lesson; 第五
give sb. a lesson 第六 第七 xx. 第八, a lesson to sb. ; 第九. subject
第十 English is my favorite subject. ; 第十一 ...

Lesson 29 ...

May 5, 2022 · ~ 11 46
TOPIK6N:

Lesson 27 ...

[Back to Home](#)