





Letter Recognition Activities Worksheets

Circle the letter

Circle the matching letter. Try to say the sound when you circle!

 A	A B A D F A D D F A G H A J U U U A
 B	C B Z D F K D D K B G H B K B U U B
 C	A B A D C A D C F A G H A J U U C A
 D	A B A D F A D G B D U H B J U B U D

Letter Recognition (uppercase)

Letter recognition activities worksheets are essential tools in early childhood education, designed to help young learners identify and differentiate letters of the alphabet. These worksheets provide engaging exercises that not only promote literacy but also enhance fine motor skills, cognitive development, and the overall learning experience for preschool and kindergarten-aged children. This article delves into the importance of letter recognition, various types of activities, and tips for effectively using worksheets in the classroom or at home.

Why is Letter Recognition Important?

Letter recognition is a foundational skill in early literacy development. Here are several reasons why it is crucial:

1. **Building Blocks for Reading:** Recognizing letters enables children to decode words, paving the way for reading proficiency.
2. **Phonemic Awareness:** Understanding the sounds associated with letters helps in phonics instruction, which is critical for reading.
3. **Writing Skills:** Familiarity with letters aids in writing, as children learn to form letters and eventually compose words and sentences.
4. **Confidence and Independence:** Mastery of letter recognition instills confidence in young learners, allowing them to engage in reading and writing activities independently.

Types of Letter Recognition Activities Worksheets

Letter recognition worksheets can come in various forms, each targeting different skills and learning styles. Here are some popular types:

1. Tracing Worksheets

Tracing activities allow children to practice letter formation and develop fine motor skills. These worksheets typically feature:

- **Dotted Letters:** Children trace over dotted outlines of letters.
- **Guided Arrows:** Arrows indicate the correct direction to form each letter, making it easier for young learners to understand proper stroke order.

2. Matching Activities

Matching worksheets help children associate uppercase and lowercase letters. Activities may include:

- **Letter Pairs:** Children draw lines connecting uppercase letters to their lowercase counterparts.
- **Visual Recognition:** Matching letters to pictures that begin with the corresponding letter sound reinforces phonemic awareness.

3. Coloring Activities

Coloring worksheets combine creativity with letter recognition. These worksheets often include:

- **Color by Letter:** Children color sections of a picture based on letter instructions (e.g., "Color all A's red").
- **Themed Illustrations:** Images that represent objects starting with certain letters encourage vocabulary development.

4. Fill-in-the-Blank Worksheets

These worksheets challenge children to recall and write letters to complete words. Examples include:

- Missing Letters: A word with one or more letters missing, requiring children to fill in the blanks.
- Simple Sentences: Short sentences with key letters missing to encourage contextual understanding.

5. Bingo Games

Letter recognition bingo makes learning interactive and fun. Each child receives a bingo card filled with letters, and the teacher calls out letters randomly. Players mark the letters on their cards until someone achieves a bingo.

Creating Effective Letter Recognition Activities Worksheets

When designing letter recognition worksheets, consider the following tips to ensure they are effective and engaging:

1. Keep It Simple

Use clear and straightforward instructions. Young learners benefit from simplicity, so avoid overwhelming them with excessive information or complicated tasks.

2. Use Engaging Visuals

Incorporate colorful images and fun designs to capture children's attention. Visuals should be relevant to the letters being studied, such as pictures of animals, objects, or foods that start with specific letters.

3. Incorporate Multi-Sensory Approaches

In addition to paper worksheets, include activities that engage multiple senses. For example, children can use playdough to form letters, trace letters in sand, or use magnetic letters on a board.

4. Vary the Difficulty Level

Offer a range of worksheets that cater to different skill levels. While some children may need basic tracing sheets, others may benefit from more

challenging fill-in-the-blank exercises.

5. Encourage Creativity

Allow for creative expression by providing opportunities for children to draw their own letters or create their own letter-focused stories. This not only reinforces recognition but also fosters a love for learning.

Using Worksheets at Home and in the Classroom

Whether you are a teacher or a parent, integrating letter recognition worksheets into your educational routine can be highly beneficial. Here are some strategies for effective use:

1. Establish a Routine

Incorporate letter recognition exercises into daily routines. Setting aside a specific time each day for these activities helps create a structured learning environment.

2. Group Activities

In classrooms, consider group activities where children can work together on letter recognition tasks. This promotes collaboration and social interaction while reinforcing learning.

3. Provide Feedback

Offer constructive feedback on completed worksheets to encourage improvement. Acknowledge successes and provide tips for areas needing attention, fostering a growth mindset.

4. Mix Worksheets with Other Activities

Balance worksheet activities with hands-on learning experiences. For instance, after completing a worksheet, engage children in a letter scavenger hunt around the classroom or home.

5. Track Progress

Keep a record of children's progress by collecting their completed worksheets. This can help identify areas of strength and those needing additional focus, allowing for targeted intervention.

Conclusion

Letter recognition activities worksheets serve as vital educational resources that facilitate early literacy development. Through various types of engaging activities such as tracing, matching, and coloring, children can develop essential skills that lay the groundwork for reading and writing. By incorporating effective strategies into the use of these worksheets, educators and parents can create a supportive and stimulating learning environment that fosters a love for letters and literacy in young learners. Whether at home or in the classroom, the right approach to letter recognition can significantly impact a child's educational journey, setting them up for future success.

Frequently Asked Questions

What are letter recognition activities worksheets?

Letter recognition activities worksheets are educational tools designed to help children learn to identify and differentiate letters of the alphabet through various engaging tasks and exercises.

What age group are letter recognition worksheets suitable for?

Letter recognition worksheets are typically suitable for preschool and kindergarten-aged children, generally ranging from 3 to 6 years old.

How can letter recognition worksheets benefit early literacy?

These worksheets help develop foundational literacy skills by improving letter recognition, which is essential for reading and writing. They enhance fine motor skills through tracing and writing letters.

What types of activities are commonly found in letter recognition worksheets?

Common activities include tracing letters, matching uppercase and lowercase letters, coloring letters, letter scavenger hunts, and identifying letters in words or pictures.

Are letter recognition worksheets effective for special needs children?

Yes, letter recognition worksheets can be adapted to meet the needs of children with special needs by using multisensory approaches and providing additional support or modifications.

Where can I find free letter recognition activities worksheets?

Free letter recognition worksheets can be found on educational websites, teacher resource platforms, and printable worksheet sites such as

Education.com, Teachers Pay Teachers, and Twinkl.

How can parents incorporate letter recognition activities at home?

Parents can incorporate letter recognition activities at home by using printable worksheets, engaging in letter-themed games, reading alphabet books, and encouraging children to write letters in sand or with finger paints.

Find other PDF article:

<https://soc.up.edu.ph/55-pitch/Book?ID=AkF12-7288&title=spectrum-tv-guide-pigeon-forge.pdf>

Letter Recognition Activities Worksheets

Letter -

Letter ...

Letter to Editor Previous Year Questions Class 10, 12 ... - SuccessCDs

May 28, 2025 · CBSE Class 10, 12 English Letter to Editor Questions (with model answers) from previous years question papers Letter to Editor Previous Year Questions with answers - A Letter ...

Letter Writing - Types, Format, Examples - SuccessCDs

Feb 21, 2025 · Letter Writing in English. Check out what is a Letter, types of letters, tips to write good letters, solved examples of Letter writing in English.

Article Review Letter -

Jan 21, 2014 · Article Review Letter ...

The Letter Previous Years Question with Answers (2017 to 2025)

Jan 8, 2025 · The Letter question answers from previous years question papers (2025 to 2017). CBSE Class 10 English Communicative Book Chapter 3 The Letter Questions asked in previous ...

Nano Letters 2 -

Mar 20, 2025 · 2025 Nano Letters 2 ...

cover letter -

Cover letter ...

Formal Letter Writing Previous Year Questions Class 10, 12 English ...

May 29, 2025 · Formal Letter Writing Previous Year Questions with answers - In class 10 and 12, students have to write a formal letter which can be a letter to the editor, principal, government, ...

A Letter to God Previous Years Question with Answers (2019 to 2025)

Sep 27, 2024 · A Letter to God question answers from previous years question papers (2025 to 2019). CBSE Class 10 First Flight Book Chapter 1 A Letter to God Questions asked in previous ...

Order Letters Previous Year Questions Class 10 English

May 31, 2025 · Related: Letter to Police Previous Year Questions Letter to the Government Previous Year Questions Formal Letter Writing Previous Year Questions Complaint Letter Previous Year ...

letter -

Letter

...

Letter to Editor Previous Year Questions Class 10, 12 ... - SuccessCDs

May 28, 2025 · CBSE Class 10, 12 English Letter to Editor Questions (with model answers) from previous years question papers Letter to Editor Previous Year Questions with answers - A ...

Letter Writing - Types, Format, Examples - SuccessCDs

Feb 21, 2025 · Letter Writing in English. Check out what is a Letter, types of letters, tips to write good letters, solved examples of Letter writing in English.

Article Review Letter -

Jan 21, 2014 · Article Review Letter ...

The Letter Previous Years Question with Answers (2017 to 2025)

Jan 8, 2025 · The Letter question answers from previous years question papers (2025 to 2017). CBSE Class 10 English Communicative Book Chapter 3 The Letter Questions asked in ...

Nano Letters 2 -

Mar 20, 2025 · 2025 Nano Letters 2 ...

cover letter -

Cover letter @ ...

Formal Letter Writing Previous Year Questions Class 10, 12 English ...

May 29, 2025 · Formal Letter Writing Previous Year Questions with answers - In class 10 and 12, students have to write a formal letter which can be a letter to the editor, principal, government, ...

A Letter to God Previous Years Question with Answers (2019 to ...)

Sep 27, 2024 · A Letter to God question answers from previous years question papers (2025 to 2019). CBSE Class 10 First Flight Book Chapter 1 A Letter to God Questions asked in ...

Order Letters Previous Year Questions Class 10 English

May 31, 2025 · Related: Letter to Police Previous Year Questions Letter to the Government Previous Year Questions Formal Letter Writing Previous Year Questions Complaint Letter ...

Enhance early literacy with engaging letter recognition activities worksheets! Boost children's learning and make reading fun. Discover how today!

[Back to Home](#)