


Lesson 6 Homework Answer Key

Name _____

Measurement and Data
3.MD.5, 3.MD.5a, 3.MD.5b,
3.MD.6, 3.MD.7, 3.MD.8

MY Homework

Lesson 4
Measure Area

Homework Helper  Need help? connectED.mcgraw-hill.com

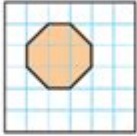
Find the area of the figure at the right if each square unit represents one square centimeter.

1 Count the number of whole squares.
There are 5 whole squares.

2 Count the number of half-squares.
There are 4 half-squares. Four halves equal two wholes.


3 Add.
5 whole squares + 4 half-squares
5 whole squares + 2 whole squares
7 whole squares


So, the area is 7 square units. If each square unit represents one square centimeter, then the area is 7 square centimeters.



Practice

Find the area of each figure.

1. 
The area is **14** square units.

2. 
The area is **7** square units.

Copyright © The McGraw-Hill Companies, Inc.

Lesson 4 My Homework 775

Lesson 6 Homework Answer Key is an essential resource for students and educators alike, as it provides detailed solutions and explanations for the exercises and problems presented in Lesson 6 of various subjects. This article delves into the importance of answer keys in education, the types of problems typically included in Lesson 6 of different curricula, and the methods for effectively utilizing these resources for optimal learning outcomes.

Understanding the Importance of Answer Keys

Answer keys serve a critical function in the educational process. They offer a reference point for students to check their work, encouraging independent learning and self-assessment. Here are some of the key benefits of utilizing answer keys:

- Immediate Feedback: Students can quickly determine whether their answers are correct, allowing them to address misunderstandings promptly.
- Self-Assessment: Answer keys enable learners to evaluate their understanding of the material and identify areas that require further study.
- Guided Learning: They provide a roadmap for students to follow when attempting similar problems in the future.
- Teacher Support: Educators can use answer keys to streamline grading and focus on providing constructive feedback rather than simply marking right or wrong answers.

Common Themes in Lesson 6 Across Various Subjects

While the specifics of Lesson 6 will vary depending on the subject and curriculum, several common themes and types of problems often arise. Below are a few examples across different disciplines:

Mathematics

In mathematics, Lesson 6 often focuses on:

- Fractions and Decimals: Students may be asked to add, subtract, multiply, or divide fractions or decimals. Problem examples might include:
 1. Simplifying fractions.
 2. Converting between mixed numbers and improper fractions.

3. Finding common denominators.

- Geometry: This section may cover basic geometric shapes, area, and perimeter calculations.

Common problems could include:

1. Calculating the area of rectangles and triangles.
2. Finding the perimeter of various shapes.

Science

In science, Lesson 6 might cover:

- Basic Chemistry: This could involve understanding the periodic table, chemical reactions, or states of matter. Example problems might include:

1. Identifying elements based on their symbols.
2. Balancing simple chemical equations.

- Biology: Topics could include ecosystems, cells, and human anatomy. Typical questions might involve:

1. Labeling parts of a cell.
2. Describing the process of photosynthesis.

English Language Arts

In English Language Arts, Lesson 6 could include:

- Reading Comprehension: Students may read a passage and answer questions to demonstrate understanding. Problems might include:

1. Identifying the main idea and supporting details.
2. Analyzing character motivations.

- Grammar and Writing: This could focus on sentence structure, punctuation, and creative writing.

Common exercises might involve:

1. Correcting grammatical errors in given sentences.
2. Writing a short paragraph on a given topic.

Utilizing the Answer Key Effectively

To maximize the benefits of the Lesson 6 homework answer key, students should adopt certain strategies:

1. Review Thoroughly

Instead of merely checking answers, students should review the provided explanations. This helps reinforce concepts and clarifies any misunderstandings.

2. Practice Similar Problems

After checking their work, students should attempt similar problems without looking at the answer key. This practice solidifies their understanding and builds confidence.

3. Seek Help When Needed

If students struggle with concepts even after consulting the answer key, they should seek help from teachers or peers. Engaging in discussions can offer new insights and deeper understanding.

4. Organize Study Sessions

Studying in groups can be beneficial. Students can use the answer key to quiz each other and explain solutions, fostering collaborative learning.

Addressing Common Challenges

While answer keys are invaluable resources, they can also present challenges if not used properly. Here are some common pitfalls and how to avoid them:

1. Over-reliance on Answer Keys

Some students may become overly reliant on answer keys, using them as a crutch rather than a tool. To combat this, students should prioritize understanding concepts over simply finding the right answer.

2. Misinterpretation of Answers

Sometimes, students may misinterpret the solutions provided in an answer key. To mitigate this risk, they should compare their thought processes with the key's explanations and clarify any discrepancies.

3. Skipping Practice

Students may feel tempted to skip practice problems altogether if they believe they have access to the answer key. It's crucial to maintain a balance between checking answers and doing the work to enhance learning.

Conclusion

In summary, the Lesson 6 homework answer key is more than just a list of correct answers; it is a powerful educational tool that can enhance the learning experience when used appropriately. By understanding the common themes in Lesson 6 across various subjects, applying effective strategies for using answer keys, and addressing potential challenges, students can significantly improve their academic performance.

Ultimately, the goal of education is not simply to get the right answers but to develop a deep understanding of the material. Answer keys, when utilized correctly, can facilitate this understanding, guiding students on their journey to knowledge and academic success. As students engage with their lessons and homework assignments, the answer key will serve as a valuable companion in their pursuit of learning and mastery.

Frequently Asked Questions

What is included in the Lesson 6 homework answer key?

The Lesson 6 homework answer key typically includes detailed answers and explanations for each question assigned in the homework, allowing students to verify their work.

Where can I find the Lesson 6 homework answer key for my subject?

You can usually find the Lesson 6 homework answer key on your school's learning management system (LMS), the textbook's companion website, or by asking your teacher.

How can the Lesson 6 homework answer key help me improve my understanding of the material?

The answer key can help you identify areas where you may have misunderstood concepts, allowing

you to review and study those topics more effectively.

Is it acceptable to use the Lesson 6 homework answer key before completing my homework?

While it's important to attempt the homework independently first, using the answer key as a study tool afterward can be beneficial for understanding and reinforcing what you've learned.

What should I do if I find discrepancies between my answers and the Lesson 6 homework answer key?

If you notice discrepancies, review the relevant lesson material, consult with a teacher or classmate, and clarify any misunderstandings to ensure you grasp the concepts correctly.

Find other PDF article:

<https://soc.up.edu.ph/62-type/Book?dataid=WJj62-8577&title=to-kill-a-mockingbird-family-tree.pdf>

Lesson 6 Homework Answer Key

• lesson? -

lesson four lesson five lesson ...

Lesson 60 -

Lesson 60 ...

course class lesson subject " " -

Nov 19, 2021 · 6 course class lesson subject ...

-

1 2 3 5 3 nk ...

-

Apr 9, 2017 · (1935 5) BUP ...

Lesson 38 -

Lesson 38
...

lessonsubject -

lesson piano lessons, the second lessonclass; 30 lessons, a lesson; give sb. a lesson ...

Lesson 29 -

Lesson 29
...

~

May 5, 2022 · ~ 11 46
TOPIK6N ...

Lesson 27 -

Lesson 27
...

lesson? -

lesson four lesson five
lesson ...

Lesson 60 -

Lesson 60
...

courseclasslessonsubject“” -

Nov 19, 2021 · 6 courseclasslessonsubject ...

-

12353nk
...

-

Apr 9, 2017 · --- (19355
) BUP ...

Lesson 38 -

Lesson 38
...

lessonsubject -

lesson piano lessons, the second lessonclass; 30 lessons, a lesson; give sb. a lesson ...

Lesson 29 -

Lesson 29
...


~~~~~

May 5, 2022 · ~~~~~ 11 46 ~~~~~  
TOPIK6~N ...

~~~~~Lesson 27~~~~~ - ~~~

~~~~~Lesson 27~~~~~  
~ ...

Find the complete lesson 6 homework answer key to boost your understanding and ace your assignments. Discover how to tackle each problem effectively!

[Back to Home](#)