

# Jandy Aqualink Rs Control Panel Manual



Jandy Aqualink RS Control Panel Manual is an essential resource for pool owners who want to manage their pool systems effectively. This sophisticated control panel provides users with the ability to monitor and control various pool functions, including heating, lighting, and water features, all from the convenience of a digital interface. Understanding the Jandy Aqualink RS Control Panel can greatly enhance your pool experience, making maintenance easier and more efficient. This article will cover the key features, installation guidelines, troubleshooting tips, and maintenance practices to ensure your control panel operates optimally.

## Overview of the Jandy Aqualink RS Control Panel

The Jandy Aqualink RS Control Panel is a state-of-the-art system designed to provide comprehensive control over pool and spa functions. It can manage multiple equipment types, including pumps, heaters, lights, and water features, making it a versatile choice for any pool setup.

## Key Features

1. **User-Friendly Interface:** The control panel features a straightforward interface that allows users to navigate through options easily.
2. **Remote Access:** With the optional Wi-Fi kit, users can access their pool controls remotely using a smartphone or tablet.
3. **Program Scheduling:** The panel allows for customized schedules for heating, filtration, and lighting, enabling automated operation according to your preference.
4. **Energy Management:** The Aqualink RS helps optimize energy consumption, which can lead to significant cost savings.
5. **Multi-Function Control:** Users can control various pool functions from a single panel, minimizing the need for multiple devices.

# Installation Guidelines

Installing the Jandy Aqualink RS Control Panel requires careful attention to detail and adherence to manufacturer instructions. Here's a step-by-step guide:

## Pre-Installation Requirements

Before installation, ensure you have the following tools and materials:

- Screwdriver set
- Wire cutters/strippers
- Electrical tape
- Voltage tester
- Compatible electrical supply

## Step-by-Step Installation Process

1. Choose the Location: Select a dry, accessible location near your pool equipment for the control panel. Ensure it is protected from potential water exposure.
2. Mount the Panel: Use the included hardware to secure the control panel to the wall.
3. Wiring Connections:
  - Turn off power to the pool equipment.
  - Connect the power supply, ensuring proper grounding.
  - Follow the wiring diagram provided in the manual for connecting pumps, heaters, lights, and sensors.
4. Testing: Once all connections are made, turn on the power and test the panel functionalities.
5. Setup Initial Configurations: Program the time, date, and default settings as per your operational needs.

## Configuring the Control Panel

Once installed, configuring the Jandy Aqualink RS Control Panel is vital for optimal performance. Here's how to get started:

### Initial Setup

1. Power On: Press the power button to turn on the control panel.
2. Set the Time and Date: Navigate to the settings menu to set the correct time and date.
3. Select Pool/Spa Mode: Choose whether you want to operate in pool mode, spa mode, or both.

# Programming Schedules

To program schedules for your pool functions:

- Go to the programming menu.
- Select the equipment you wish to schedule (e.g., heater, filter pump).
- Set the start and end times for operation.
- Save the settings.

## Remote Access Setup

If you have the optional Wi-Fi accessory, follow these steps to configure remote access:

1. Connect the Wi-Fi Kit: Ensure the kit is correctly installed per the manual's instructions.
2. Download the App: Get the Jandy Aqualink app from your device's app store.
3. Register and Connect: Create an account and follow the prompts to connect to your control panel.

## Troubleshooting Common Issues

Even with proper installation and setup, you may encounter some issues with your Jandy Aqualink RS Control Panel. Here are some common problems and their solutions:

### Panel Won't Power On

- Check Power Supply: Ensure the circuit breaker is on and the power supply is functioning.
- Inspect Connections: Check for loose or damaged wires.

### Inconsistent Equipment Operation

- Verify Settings: Double-check your programming schedules and settings.
- Inspect Equipment: Ensure that the equipment you're trying to control is operational and not experiencing mechanical failures.

### Wi-Fi Connection Issues

- Signal Strength: Make sure the control panel is within range of your Wi-Fi router.
- Reboot the System: Sometimes, a simple reboot can resolve connectivity problems.

# Maintenance Practices

Maintaining your Jandy Aqualink RS Control Panel is crucial for its longevity and performance. Here are some best practices:

## Regular Software Updates

- Check for software updates through the control panel or app regularly. New updates can improve performance and security.

## Inspect Wiring and Connections

- Periodically inspect all wiring and connections for signs of wear, corrosion, or damage.

## Cleaning the Control Panel

- Use a soft, damp cloth to clean the control panel. Avoid using harsh chemicals that could damage the surface.

## Seasonal Checks

- Before the swimming season, perform a complete check of all functions to ensure everything operates correctly. Test the heater, pumps, and lights to confirm they are working as intended.

## Conclusion

The Jandy Aqualink RS Control Panel Manual is an invaluable tool for anyone who wishes to maximize their pool's functionality and efficiency. From installation to troubleshooting and maintenance, understanding how to operate this advanced control panel can significantly enhance your overall pool experience. By following the guidelines provided in this article, you can ensure that your Jandy Aqualink RS Control Panel continues to operate smoothly and effectively, providing you with the ultimate convenience and control over your pool and spa environment. Whether you are a seasoned pool owner or a new user, familiarity with this control panel will allow you to enjoy your pool to the fullest.

## Frequently Asked Questions

## **What is the main function of the Jandy Aqualink RS control panel?**

The Jandy Aqualink RS control panel is designed to automate and control various pool and spa features, including heating, lighting, and water features, all from a single interface.

## **Where can I find the Jandy Aqualink RS control panel manual?**

The Jandy Aqualink RS control panel manual can typically be found on the manufacturer's official website or by contacting customer support. It is also often included in the product packaging.

## **How do I reset the Jandy Aqualink RS control panel?**

To reset the Jandy Aqualink RS control panel, you can usually press and hold the 'Menu' button until the system prompts you to reset. Refer to the manual for specific instructions based on your model.

## **What should I do if my Jandy Aqualink RS control panel is not responding?**

If your Jandy Aqualink RS control panel is unresponsive, check the power supply and ensure the circuit breaker is not tripped. If the problem persists, consult the manual for troubleshooting tips or contact a professional.

## **Can I control the Jandy Aqualink RS panel remotely?**

Yes, the Jandy Aqualink RS control panel can be controlled remotely using a compatible mobile app, allowing you to manage your pool and spa settings from anywhere.

## **What features can I control with the Jandy Aqualink RS control panel?**

The Jandy Aqualink RS control panel allows you to control pool heating, spa jets, lighting, water features, and even scheduling for different pool operations.

## **Is the Jandy Aqualink RS control panel compatible with other pool equipment?**

Yes, the Jandy Aqualink RS control panel is designed to be compatible with various pool equipment brands and models, but it's advisable to check compatibility details in the manual.

## **How do I update the software on my Jandy Aqualink RS control panel?**

To update the software on your Jandy Aqualink RS control panel, refer to the instructions in the manual, which typically involve downloading the latest firmware from the Jandy website and following the update process.

Find other PDF article:

<https://soc.up.edu.ph/66-gist/pdf?ID=aPi16-0606&title=whats-in-a-name-henry-louis-gates-questions-and-answers.pdf>

## Jandy Aqualink Rs Control Panel Manual

### Instagram

Create an account or log in to Instagram - Share what you're into with the people who get you.








































### *Login • Instagram*

Welcome back to Instagram. Sign in to check out what your friends, family & interests have been capturing & sharing around the world.

### Instagram

Créez un compte ou connectez-vous à Instagram. Partagez ce que vous aimez avec les personnes qui ont les mêmes centres d'intérêt.

### *Instagram*

Instagram -  -  -  -  -  -  -  -  -  -  -  -  -  -  -  -  -  -  -  -  -  -  -  -  -  -  -  -  -  -  -  -  -  -  -  -  -  -  -  -  -

*MARRIOTT INTL RG-A Cours Action MAR, Cotation Bourse ...*

Le cours de l'action MARRIOTT INTL RG-A MAR sur Boursorama : historique de la cotation sur NASDAQ, graphique, actualités, consensus des analystes et informations boursières

Marriott International Inc (MAR) Stock Price & News - Google

Get the latest Marriott International Inc (MAR) real-time quote, historical performance, charts, and other financial information to help you make more informed trading and investment decisions.

*Marriott International, Inc. (MAR) - Yahoo Finance*

May 23, 2017 · Recherchez les dernières actualités, les cotations et l'historique des capital-actions Marriott International, Inc. (MAR), ainsi que d'autres informations essentielles qui vous ...

MAR : MARRIOTT INTERNATIONAL, INC. - MSN Finance

MAR : MARRIOTT INTERNATIONAL, INC. - MSN Finance Suggestions pour vous MAR Nasdaq Stock Market • Prix en temps réel NLS • DEVISE EN USD • Hotels & Entertainment Services

**Marriott International (MAR) Stock cours actuel - Kraken**

Suivez Marriott International (MAR) le cours des actions, consultez les tendances du marché et accédez à des informations financières clés. Découvrez comment acheter Marriott ...

*Marriott International (MAR) Stock Price & Overview*

Jul 17, 2025 · A detailed overview of Marriott International, Inc. (MAR) stock, including real-time price, chart, key statistics, news, and more.

*MAR Stock Price Quote | Morningstar*

4 days ago · See the latest Marriott International Inc Class A stock price (MAR:XNAS), related news, valuation, dividends and more to help you make your investing decisions.

**Marriott International (NasdaqGS:MAR) Stock Price - Simply Wall St**

Find the latest Marriott International, Inc. (NasdaqGS:MAR) stock price, share price history, and explore other investor's opinions to make your investment decision.

Unlock the full potential of your Jandy Aqualink RS Control Panel with our comprehensive manual. Learn how to optimize your pool control system today!

[Back to Home](#)