


Isaac Repentance Unlock Guide



Isaac Repentance Unlock Guide

The world of The Binding of Isaac: Repentance offers players a vast and intricate experience, filled with challenges, unlocks, and secrets to discover. This expansion to the already rich universe of Isaac adds layers of complexity with new characters, items, and mechanics. For both new and veteran players, understanding how to unlock various content can significantly enhance the gameplay experience. This guide aims to provide a comprehensive overview of unlocking characters, items, and other content in Repentance.

Understanding the Basics of Unlocking

Before diving into the specifics, it's essential to grasp the general mechanics of unlocking in The Binding of Isaac. Unlocks typically involve completing specific tasks or challenges. These can range from defeating certain bosses, completing challenges, or even collecting a series of items.

Types of Unlocks

1. Characters: New playable characters that often come with unique abilities or starting items.
2. Items: Various power-ups and items that can significantly affect gameplay.
3. Achievements: Completing specific challenges or milestones can grant achievements that often tie into unlocks.

Unlocking Characters in Repentance

One of the most exciting aspects of Repentance is the introduction of new characters. Each character has unique abilities that change the way the game is played. Below are the primary characters that can be unlocked in Repentance.

New Characters

1. Bethany:

- Unlock Method: Complete the "Mother" boss in the "Home" level with any character.
- Unique Ability: Uses Soul Hearts and has a special item, the Book of Virtues.

2. Jacob and Esau:

- Unlock Method: Unlock by completing the "Womb" level with any character.
- Unique Ability: Play as two characters simultaneously, each with individual health and items.

3. Tainted Characters:

- Unlock Method: To unlock Tainted versions of existing characters, you must complete specific challenges or meet conditions in the game (e.g., defeating bosses in particular ways).

General Tips for Unlocking Characters

- Focus on completing the main storyline first to gain access to the various levels and bosses.
- Experiment with different character builds to find the most effective combinations for defeating bosses.
- Utilize the game's co-op mode to tackle difficult unlocks with a friend.

Unlocking Items in Repentance

Items are the core of The Binding of Isaac, and Repentance introduces a myriad of new items that can dramatically alter gameplay. Here's how to unlock some of the most intriguing items in the game.

Notable New Items

1. The Forgotten:

- Unlock Method: Find and collect the "Bone" item and then defeat the "Mother" boss.
- Effect: Allows Isaac to switch between two forms, providing a unique combat mechanic.

2. The D6:

- Unlock Method: Defeat The Blue Baby after defeating the final boss.
- Effect: This item allows players to reroll items, offering strategic advantages.

3. The Knife Piece:

- Unlock Method: Collect both Knife Pieces found in different levels and defeat the final boss.
- Effect: Grants a powerful knife attack that can deal significant damage.

How to Find Items

- Explore every room thoroughly, as items can sometimes be hidden or require defeating enemies to reveal.
- Utilize bombs to break open rocks, which may hide items or provide access to secret rooms.
- Pay attention to shops and treasure rooms; they often contain new items that can be purchased or obtained.

Unlocking Achievements

Achievements in Repentance not only provide a sense of accomplishment but often are tied to unlocking new items or characters. Below is a selection of notable achievements and their unlock conditions.

Key Achievements

1. The True Ending:

- Unlock Condition: Complete the game with all characters and defeat the final boss.
- Reward: New cutscenes and lore.

2. Master of Unlocking:

- Unlock Condition: Unlock all items in the game.
- Reward: Achievement and bragging rights!

3. Speedrunner:

- Unlock Condition: Complete a run in under a specific time limit.
- Reward: Access to a special item that enhances speed.

Strategies for Efficient Unlocking

Unlocking everything in Repentance can be a daunting task. Here are some strategies to make the process more efficient:

Methodical Approach

1. Prioritize Goals: Focus on one character or item at a time rather than spreading efforts too thin.
2. Co-op Play: Playing with a friend can help tackle harder levels or bosses more easily.
3. Use Resources: Utilize online forums, guides, and videos to understand specific unlock conditions better.

In-Game Techniques

- Practice Makes Perfect: Familiarize yourself with the mechanics of different characters and items by playing through runs repeatedly.
- Keep Track of Progress: Use the in-game menu to track which items and characters you have yet to unlock, helping you focus on what remains.

Conclusion

The Isaac Repentance Unlock Guide serves as a valuable resource for players eager to explore the depths of the game and discover all it has to offer. With a multitude of characters, items, and achievements to unlock, players are provided with countless hours of gameplay and enjoyment. Embrace the challenge, experiment with different strategies, and enjoy the rich tapestry that The Binding of Isaac: Repentance has to offer. Happy gaming!

Frequently Asked Questions

What is the 'Isaac Repentance Unlock Guide'?

The 'Isaac Repentance Unlock Guide' is a comprehensive resource that helps players of 'The Binding of Isaac: Repentance' understand how to unlock various characters, items, and achievements within the game.

How do I unlock new characters in Isaac: Repentance?

To unlock new characters in Isaac: Repentance, players must complete specific tasks such as defeating certain bosses, collecting items, or finishing the game in specific ways. The guide provides detailed steps for each character.

Are there any cheat codes for unlocking items in Isaac: Repentance?

While 'The Binding of Isaac: Repentance' does not officially support cheat codes for unlocking items, players can use mods or console commands to access all items if they wish to experiment outside of normal gameplay.

What new features are introduced in the Repentance expansion?

The Repentance expansion introduces new characters, items, enemies, and alternate paths. It also includes a new endgame content and mechanics that provide fresh challenges and gameplay experiences.

Is there a specific order to unlock characters in Isaac: Repentance?

While there is no specific order required to unlock characters in Isaac: Repentance, it is generally recommended to follow the guide's suggested paths, as certain characters can help tackle specific challenges that unlock others.

What is the best strategy to unlock all achievements in Isaac: Repentance?

The best strategy to unlock all achievements in Isaac: Repentance involves a combination of mastering different characters, understanding item synergies, and consistently completing the game with varying conditions. The guide outlines effective strategies tailored for each achievement.

Where can I find the most up-to-date Isaac Repentance unlock tips?

The most up-to-date tips for unlocking content in Isaac: Repentance can be found on gaming forums, dedicated wikis, and community guides on platforms like Reddit, where players regularly share their experiences and strategies.

Find other PDF article:






<https://soc.up.edu.ph/26-share/files?dataid=WLP74-1364&title=h-e-b-interview-questions.pdf>

Isaac Repentance Unlock Guide

The Binding or Sacrifice of Isaac - Biblical Archaeology Society

Sep 14, 2024 · Isaac kneels in front of the altar. A servant stands at right, and the ram, which Abraham will sacrifice in Isaac's place, is at left. The Akedah (ah ...

NVIDIA Isaac Sim - [link](#)

NVIDIA Isaac Sim™  NVIDIA Omniverse™  AI 
 Isaac Sim  NVIDIA ...

The Binding of Isaac - 1

the binding of Isaac 48 emmm...

Isaac sim -

isaac sim 4.2 follow

Isaac SIM - 00

Mar 22, 2024 · Isaac Sim2Real ...

The Binding or Sacrifice of Isaac - Biblical Archaeology Society

Sep 14, 2024 · Isaac kneels in front of the altar. A servant stands at right, and the ram, which Abraham will sacrifice in Isaac's place, is at left. The Akedah (ah-kay-DAH), or binding of ...

NVIDIA Isaac Sim -

NVIDIA Isaac Sim™ NVIDIA Omniverse™ AI

The Binding of Isaac - 1

the binding of Isaac 48emmm...

Isaac sim□□□□□□□□ - □□

isaac sim 4.2 follow

Isaac SIM - 00

Mar 22, 2024 · Isaac Sim2Real ...

Isaac sim - □□

Isaac Lab Linux Isaac sim4.2 omniverse Isaac sim conda isaac lab
vscode Isaac S...

NVIDIA ISAAC - 00

Isaac 6 Isaac 2020.1 ...

NVIDIA Isaac Lab 000000 - 00

Apr 24, 2024 · Isaac Lab 使用 NVIDIA Omniverse 进行物理仿真 Isaac Lab 使用 NVIDIA Omniverse 进行物理仿真 Isaac Sim 使用 ...

isaac sim 使用 GPU 加速 - 使用
使用 isaac sim 使用 GPU 加速 使用 cuda 使用 GPU 加速 [使用] [使用] [使用]
使用 3

Isaac Sim 4.5.0 1st - 使用
Installation<使用> Release Notes 使用 General 使用 106.5.0 使用 URDF MJCF 使用
Isaac Sim 使用...

Unlock the secrets of Isaac's repentance with our comprehensive guide! Discover how to master
gameplay and enhance your experience. Learn more now!

[Back to Home](#)