



International Farmall Super A Repair Manual

Sectional Views

INTERNATIONAL HARVESTER



Farmall "Super C"



Farmall "Super M"

6

International Farmall Super A Repair Manual is an essential resource for owners and enthusiasts of this classic tractor model. The Farmall Super A, introduced in the early 1950s, is renowned for its reliability and versatility in agricultural tasks. However, like any machinery, it requires maintenance and occasional repairs. This article serves as a comprehensive guide to understanding the components, maintenance procedures, and troubleshooting tips outlined in the repair manual, ensuring your Farmall Super A remains in optimal working condition.

Overview of the International Farmall Super A

The International Farmall Super A is part of the Farmall series, which is recognized for its innovative design and farmer-friendly features. Here are some key specifications and features:

- Engine Type: The Super A is equipped with a four-cylinder, gasoline engine that delivers robust performance.
- Horsepower: It typically produces around 25 horsepower, making it suitable for various farming tasks.
- Transmission: The tractor features a two-speed transmission with a belt-driven design, enhancing its versatility.
- Weight: It weighs approximately 2,600 pounds, providing stability and traction in the field.
- Dimensions: The tractor is compact, with a length of about 109 inches and a width of 67 inches.

Importance of a Repair Manual

A repair manual is vital for any tractor owner, especially for vintage models like the Farmall Super A. Here are several reasons why having this manual is crucial:

1. Guided Maintenance: The manual provides detailed procedures for regular maintenance tasks, ensuring the tractor operates smoothly.
2. Troubleshooting: It helps identify and resolve common issues, saving time and money on repairs.
3. Parts Identification: The manual includes diagrams and part numbers, making it easier to find the correct parts for repairs.
4. Preservation of Value: Proper maintenance according to the manual can help maintain the tractor's value and functionality over time.
5. Safety: The manual outlines safety precautions, reducing the risk of accidents during operation and repairs.

Key Sections of the Repair Manual

The International Farmall Super A Repair Manual is organized into various sections, each focusing on different aspects of the tractor. Here are the main sections you can expect to find:

1. Engine Maintenance

The engine is the heart of the Farmall Super A, and proper maintenance is crucial for optimal performance. This section includes:

- Oil Change Procedures:
 - Use high-quality engine oil suitable for the tractor's engine.
 - Drain the old oil and replace it with fresh oil using a new oil filter.
- Spark Plug Replacement:
 - Remove the old spark plugs using a spark plug socket.
 - Install new spark plugs with the correct gap settings.
- Cooling System Maintenance:
 - Check the coolant levels and inspect for leaks.
 - Flush the cooling system periodically to prevent overheating.

2. Transmission and Drivetrain

The transmission and drivetrain components are critical for the tractor's operation. This section covers:

- Transmission Fluid Check:
 - Regularly check the transmission fluid level and top up if necessary.

- Clutch Adjustment:
 - Ensure the clutch engages and disengages smoothly. Adjust the clutch linkage if needed.
- Drive Shaft Inspection:
 - Inspect drive shafts for wear and replace any damaged components.

3. Electrical System

The electrical system is essential for starting the tractor and powering accessories. This section includes:

- Battery Maintenance:
 - Check the battery terminals for corrosion and clean them as needed.
 - Test the battery regularly for proper charge levels.
- Wiring Inspection:
 - Inspect all wiring for frays or damage, replacing any faulty wiring.
- Light and Indicator Functionality:
 - Ensure all lights and indicators are functioning correctly, replacing bulbs as needed.

4. Hydraulic System

The hydraulic system allows the tractor to operate various implements. Maintenance includes:

- Hydraulic Fluid Check:
 - Regularly check the hydraulic fluid level and replace it according to the manual's recommendations.
- Filter Replacement:

- Replace hydraulic filters to ensure optimal performance and fluid cleanliness.
- Leak Inspection:
 - Inspect hydraulic lines for leaks and replace any damaged hoses.

5. Troubleshooting Common Issues

The repair manual provides a comprehensive troubleshooting guide for common problems encountered with the Farmall Super A. Some issues include:

- Engine Won't Start:
 - Check battery connections and charge.
 - Inspect fuel supply and ensure the carburetor is clean.
- Overheating:
 - Inspect the cooling system for blockages.
 - Ensure the radiator is clean and functioning.
- Hydraulic System Failure:
 - Check for low fluid levels.
 - Inspect hoses and connections for leaks.

Tools and Equipment Needed

Having the right tools is essential for performing maintenance and repairs on the Farmall Super A. Here's a list of recommended tools:

- Basic Hand Tools:
 - Wrenches (various sizes)

- Screwdrivers (flathead and Phillips)
- Pliers and wire cutters
- Specialized Tools:
 - Torque wrench for precise tightening of bolts.
 - Oil filter wrench for easy removal of filters.
 - Compression tester for diagnosing engine issues.
- Safety Equipment:
 - Gloves to protect hands.
 - Safety goggles to shield eyes from debris.

Conclusion

Maintaining and repairing the International Farmall Super A is a rewarding endeavor that can ensure this classic tractor continues to serve its purpose for years to come. The repair manual is an indispensable tool for any owner, providing detailed instructions, troubleshooting tips, and safety guidelines. By following the outlined procedures and staying diligent with maintenance, you can enjoy the many benefits of this iconic tractor while preserving its value and functionality. Whether you are a seasoned mechanic or a novice farmer, the insights provided in this manual can help you navigate the complexities of your Farmall Super A with confidence.

Frequently Asked Questions

What is the significance of the International Farmall Super A repair manual?

The International Farmall Super A repair manual provides essential guidance for the maintenance and

repair of the tractor, ensuring optimal performance and longevity.

Where can I find a digital copy of the International Farmall Super A repair manual?

Digital copies of the International Farmall Super A repair manual can be found on various online platforms, including agricultural equipment forums, PDF repositories, and official Farmall websites.

Does the International Farmall Super A repair manual include troubleshooting tips?

Yes, the manual typically includes troubleshooting tips for common issues, helping users diagnose and resolve problems effectively.

Is the International Farmall Super A repair manual suitable for beginners?

Yes, the manual is designed to be user-friendly, making it suitable for both beginners and experienced mechanics with clear instructions and illustrations.

Can I use the International Farmall Super A repair manual for related models?

While the manual is specifically for the Super A model, many components and procedures may be similar to other Farmall models, but it's best to consult the manual for specific instructions.

What types of repairs can I perform using the International Farmall Super A repair manual?

The manual covers a wide range of repairs, including engine maintenance, transmission servicing, electrical system troubleshooting, and general maintenance tasks.

Are there any online communities that discuss the International Farmall Super A repair manual?

Yes, there are several online communities and forums dedicated to vintage tractors where enthusiasts share insights, experiences, and advice related to the International Farmall Super A and its repair manual.

Find other PDF article:

<https://soc.up.edu.ph/66-gist/pdf?trackid=bTg12-0220&title=what-is-proportions-in-math.pdf>

International Farmall Super A Repair Manual

International Farmall Super A Repair Manual - PDF

International Farmall Super A Repair Manual PDF | isscc | isscc PDF ...

ICRA | IROS | B | C - PDF

International Conference on Computer Communications (INFOCOM) | IEEE | ...

Infocom | IEEE International Conference on Computer Communications (INFOCOM) | IEEE | ...

IEEE International Conference on Computer Communications (INFOCOM) | IEEE | ...

International Farmall Super A Repair Manual - PDF

Sep 10, 2024 · International Farmall Super A Repair Manual PDF | isscc | isscc PDF ...

Apple Distribution international | IEEE | ...

Apple Distribution international | IEEE | ...

International Farmall Super A Repair Manual - PDF

International Farmall Super A Repair Manual PDF | isscc | isscc PDF | 99% | ...

ICRA | IROS | B | C - PDF

International Conference on Computer Communications (INFOCOM) | IEEE | ...

Infocom | IEEE International Conference on Computer Communications (INFOCOM) | IEEE | ...

IEEE International Conference on Computer Communications (INFOCOM) | IEEE | ...






















International Farmall Super A Repair Manual - PDF

Sep 10, 2024 · International Farmall Super A Repair Manual PDF | isscc | isscc PDF ...

Apple Distribution international 1

000000000000 000000 20110000000000000000 0000000000CSRankings00000000CSRankings00192000
 000000000000 ...

IJRR the International Journal of Robotics Research
Top ...

Nov 3, 2021 · open access                                   

.....SCI.....
...
.....

2009年IJCAI ...

[Back to Home](#)