


Irish Illustrated Instant Analysis



Irish illustrated instant analysis has become a vital tool in various sectors, including journalism, education, and research, providing a unique way to visualize and interpret complex information rapidly. This method combines the rich cultural heritage of Ireland with modern analytical techniques, offering a fresh perspective on data interpretation. This article delves into the significance, applications, and methodologies of Irish illustrated instant analysis, exploring how it enhances our understanding of various topics.

Understanding Irish Illustrated Instant Analysis

Irish illustrated instant analysis is a synthesis of visual representation and immediate interpretation of data or concepts, often rooted in Irish contexts. Its core purpose is to simplify complex information into easily digestible formats, making it accessible for a broader audience. This method is particularly useful in a world inundated with data, where quick comprehension is essential.

The Importance of Visualization in Analysis

Visualization is a critical component of effective communication, especially when dealing with intricate data sets or concepts. The benefits of visualization in Irish illustrated instant analysis include:

1. Enhanced Comprehension: Visuals help to break down complicated ideas into more manageable parts, allowing for better understanding.
2. Faster Decision-Making: With visuals, stakeholders can quickly grasp the implications of data, facilitating quicker and more informed decisions.
3. Increased Engagement: Illustrations can make information more appealing, drawing in audiences who might otherwise overlook textual information.
4. Cultural Relevance: By incorporating Irish themes and art, the analysis resonates more deeply with local audiences, bridging cultural gaps.

Applications of Irish Illustrated Instant Analysis

The versatility of Irish illustrated instant analysis allows it to be applied across various fields. Some of the most prominent applications include:

1. Journalism and Media

In journalism, particularly in Ireland, illustrated instant analysis is utilized to present news stories in an engaging manner. This approach helps in:

- Infographics: Summarizing complex news stories with visual elements that highlight key facts and figures.
- Data Journalism: Enhancing reports with visualizations that provide context and depth to statistical information.
- Editorial Illustrations: Using artistic renderings to convey the emotional weight of a story, often drawing from Irish cultural motifs.

2. Education

In educational settings, illustrated instant analysis can transform the learning experience. It is effective in:

- Curriculum Development: Creating engaging materials that visually represent concepts, making learning more interactive.
- Presentations: Utilizing illustrations to support lectures and discussions, helping students retain information better.
- Digital Learning: Enhancing online courses with visual analysis tools that

facilitate remote learning.

3. Business and Marketing

In the business realm, illustrated instant analysis serves as a powerful tool for:

- Market Research: Visualizing data to identify trends and consumer behavior quickly.
- Brand Storytelling: Using illustrations to convey a brand's message in a way that resonates emotionally with consumers.
- Internal Reports: Presenting complex data to stakeholders in a format that encourages dialogue and decision-making.

Key Elements of Effective Irish Illustrated Instant Analysis

To create impactful Irish illustrated instant analysis, certain elements must be considered. These include:

1. Clarity of Purpose

It is essential to define the objective of the analysis clearly. Ask the following questions:

- What is the main message?
- Who is the target audience?
- What action or response is desired from the audience?

2. Cultural Relevance

Incorporating elements of Irish culture can enhance relatability. Consider:

- Using traditional Irish art styles or symbols.
- Highlighting local stories or events that resonate with the audience.
- Creating a narrative that reflects Irish history or folklore.

3. Simplicity in Design

Complex designs can be counterproductive. Aim for:

- Clean layouts that emphasize key information.
- Limited color palettes that align with the theme.
- Consistent use of fonts and styles to maintain professionalism.

4. Data Accuracy

Illustrated analysis should be grounded in accurate data. Always:

- Verify sources and data integrity.
- Update illustrations regularly to reflect the most current information.
- Provide citations or references for data presented.

Challenges in Irish Illustrated Instant Analysis

Despite its advantages, there are challenges associated with implementing illustrated instant analysis effectively. Some key challenges include:

1. Balancing Art and Information

One of the primary challenges is ensuring that artistic elements do not overshadow the information being conveyed. Striking a balance is crucial, as the primary purpose is to inform rather than merely entertain.

2. Audience Diversity

Audiences may have varying levels of familiarity with the subject matter. Tailoring illustrations to accommodate different knowledge levels while maintaining engagement can be difficult.

3. Technical Limitations

Creating high-quality illustrations often requires advanced technical skills and tools. For those without access to these resources, developing compelling analysis can be a significant barrier.

Future of Irish Illustrated Instant Analysis

As technology continues to evolve, the future of Irish illustrated instant analysis looks promising. Emerging trends that may shape its development include:

1. Digital Tools and Platforms

Advancements in digital tools allow for more sophisticated visualizations and analyses. Expect to see:

- Enhanced interactive graphics that allow users to engage with data directly.
- Increased use of augmented reality (AR) and virtual reality (VR) to create immersive analyses.

2. Integration with Artificial Intelligence

AI can aid in data analysis and visualization, streamlining the process. Future applications may include:

- Automated data collection and visualization based on user preferences.
- Personalized analysis that adapts to individual user needs and interests.

3. Greater Emphasis on Accessibility

As awareness of accessibility issues grows, there will be a push for illustrated analysis that is inclusive. This may involve:

- Designing visuals that are usable for individuals with disabilities.
- Creating multilingual illustrations to reach diverse populations.

Conclusion

In summary, Irish illustrated instant analysis stands out as a dynamic and essential method for interpreting complex data within various contexts. By merging visual elements with analytical depth, this approach enhances comprehension, engagement, and cultural relevance. Despite challenges in implementation, the potential for growth and innovation in this field is vast. By embracing technological advancements and prioritizing clarity and accessibility, Irish illustrated instant analysis is poised to play a crucial role in the future of communication and education.

Frequently Asked Questions

What is 'Irish Illustrated Instant Analysis'?

Irish Illustrated Instant Analysis is a platform or service that provides real-time insights and breakdowns of Irish sports events, focusing on analysis through illustrations and visual data.

How does Irish Illustrated Instant Analysis enhance sports reporting?

It enhances sports reporting by offering visual representations of statistics and game dynamics, making complex information more accessible and engaging for fans.

Who typically benefits from Irish Illustrated Instant Analysis?

Sports fans, analysts, coaches, and journalists benefit from the service, as it provides a deeper understanding of game strategies and player performances.

What types of sports are covered by Irish Illustrated Instant Analysis?

The service typically covers a range of Irish sports, including Gaelic football, hurling, soccer, and rugby, among others.

Is Irish Illustrated Instant Analysis available on mobile platforms?

Yes, it is often available on mobile platforms, allowing users to access real-time analysis and updates on the go.

What technology is used in creating these illustrations for analysis?

The platform usually employs advanced data visualization tools and graphic design software to create clear and informative illustrations that represent game data effectively.

Find other PDF article:

<https://soc.up.edu.ph/45-file/Book?docid=XRh36-2502&title=order-of-the-phoenix-harry-potter.pdf>

Irish Illustrated Instant Analysis

□□□□□□□□ - □□

Dec 14, 2017 · [The Irish Whistle](#) ...

□□□□□□□□ 'double irish with a dutch sandwich' □□□□ ...

double irish (non-US rights to intangible property) ...

[illegible]

Irish: Yeah, I had an uncle. My Uncle J. He showed me everything there was about goin' into the back country. [REDACTED] [REDACTED] [REDACTED] ...





[illegible]

Oct 19, 2021 · (Stout) (Porter) , , ...

□□□□ 'double irish with a dutch sandwich' □□□□□ - □□

‘double irish with a dutch sandwich’ 0

HTML5 Boilerplate -

HTML5 Boilerplate  Google Chrome  Modernizr   ...

□□□□□□□□□□□□□□ - □□

Sep 13, 2020 · [Gaelic Storm \(An Irish Party in the Third Class\)](#) (English)

□□□□□□□□□□□□□□□□ - □□

British Irish Visa Scheme BIVS
BIVS
90 ...

□□□□ □□□: CREED|□□□□□□□□□□ | □□□ □□□□ ...

CREED | CREED GREEN IRISH TWEED, 1985
CREED ...

[illegible]

Irish: Yeah, I had an uncle. My Uncle J. He showed me everything there was about goin' into the back country. □□□□□□□□□□□□ □□□□ □□□□□□□□□□□□ ...

□□□□□□□□□□ - □□

[illegible]

□□□□□□□□ 'double irish with a dutch sandwich' □□□□ ...

double irish (non-US rights to intangible property) ...

4 -

Irish: Yeah, I had an uncle. My Uncle J. He showed me everything there was about goin' into the back country. ...

Oct 19, 2021 · (Stout) (Porter),, ...

'double irish with a dutch sandwich' -
'double irish with a dutch sandwich' 0

HTML5 Boilerplate -

HTML5 Boilerplate Paul Irish Google Chrome jQuery Modernizr jQuery ...
"HTML5 Boilerplate" ...

-

Sep 13, 2020 · Gaelic Storm (An Irish Party in the Third Class) ()

-

-British Irish Visa Scheme BIVS BIVS 90 ...

: CREED | ...

CREED | Creed Green Irish Tweed, 1985
CREED ...

Irish: Yeah, I had an uncle. My Uncle J. He showed me everything there was about goin' into the back country. ...

Unlock the power of Irish illustrated instant analysis! Explore insights and visuals that bring clarity to your understanding. Learn more now!

[Back to Home](#)