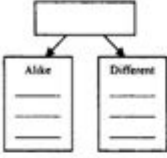
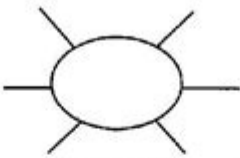


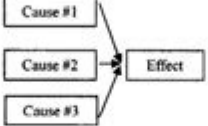
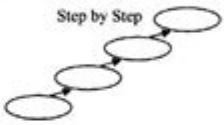


Identifying Text Structure Worksheet

Name: _____

Identifying Text Structure 4

Directions: read the following passages and determine the text structure. Then, put information from the text into the appropriate graphic organizer. Remember to focus on the main idea of each paragraph.

Compare and Contrast 	Spatial 	Chronological Time Line 
Problem and Solution 	Cause and Effect 	Order of Importance / Sequence Step by Step 

1. Most people have had red pizza, or pizza covered with red sauce, but have you ever had white pizza? White pizza is made in almost the same way as red pizza: the dough rises and is rolled out, toppings are applied, and it is cooked in an oven—but the key difference is that white pizza does not have any tomato sauce on it. Instead, a white pizza may have olive oil or no sauce at all. I like white pizza more than red pizza because you can really taste the ingredients. Adding some fresh tomatoes to a white pizza will give it that tomato flavor without the completely overwhelming taste of the red sauce that covers most pizzas. If you have not had a white pizza, I recommend that you order or make one today.

In what way is this text mainly structured? _____

Put information from the passage into the graphic organizer:
Use a separate sheet of paper if you need more space.

2. The foundation of every pizza is the crust, and good crust comes from good dough. You might be surprised to learn that pizza dough is made from nothing more than flour, water, yeast, olive oil, salt, and sometimes sugar. Start by adding your yeast packet to a cup of warm water. Let the yeast activate, and then add two cups of flour, two tablespoons of olive oil, two teaspoons of sugar, and a teaspoon of salt. Mix all of that together and wait half an hour for the dough to rise. Now you're ready to roll it out!

In what way is this text mainly structured? _____

Put information from the passage into the graphic organizer:
Use a separate sheet of paper if you need more space.

Identifying text structure worksheet is an essential educational resource that aids students in recognizing and analyzing the different ways authors organize their writing. By understanding text structure, learners can enhance their comprehension skills and improve their ability to engage with various types of texts. This article will explore the significance of identifying text structures, the common types of text structures, and how worksheets can be effectively used in different educational settings.

Understanding Text Structure

Text structure refers to the way information is organized within a text. It encompasses the patterns and frameworks that writers use to present ideas and information. Recognizing these structures not only helps students in their reading comprehension but also enriches

their writing skills. Here are some important reasons why understanding text structure is vital:

- **Improved Comprehension:** By identifying how a text is organized, students can make predictions, summarize information, and recall details more effectively.
- **Enhanced Critical Thinking:** Analyzing text structure encourages students to think critically about the author's purpose and the effectiveness of their writing.
- **Better Writing Skills:** Understanding text structure helps students organize their own writing, making their arguments clearer and more persuasive.
- **Preparation for Standardized Tests:** Many standardized tests assess students' ability to comprehend and analyze different text structures.

Common Types of Text Structures

There are several common text structures that students may encounter. Each structure serves a distinct purpose and can be identified through specific cues or signal words. Here are some of the most commonly identified text structures:

1. Chronological Order

This structure presents events in the order they occur. It is often used in narratives, biographies, and historical accounts. Signal words include "first," "next," "then," and "finally."

2. Cause and Effect

In this structure, the author discusses reasons why something happened (the cause) and the outcomes of that event (the effect). Signal words include "because," "therefore," "as a result," and "consequently."

3. Problem and Solution

This structure identifies a problem and proposes one or more solutions. It is prevalent in persuasive writing and articles addressing social issues. Signal words include "problem," "solution," "resolve," and "address."

4. Compare and Contrast

This structure highlights the similarities and differences between two or more subjects. It

is often used in analytical writing. Signal words include "similar," "different," "on the other hand," and "however."

5. Descriptive

In a descriptive structure, the author provides detailed information about a person, place, thing, or idea. This structure often employs sensory details and imagery. Signal words include "for example," "such as," and "to illustrate."

Benefits of Using Identifying Text Structure Worksheets

Identifying text structure worksheets are an effective tool for educators to help students practice and reinforce their understanding of text organization. Here are some benefits of using these worksheets:

- **Structured Practice:** Worksheets provide a structured approach to learning, allowing students to focus on one type of text structure at a time.
- **Immediate Feedback:** Worksheets often include answer keys, enabling students to check their understanding and learn from their mistakes.
- **Variety of Texts:** Worksheets can include a range of texts, from fiction to non-fiction, helping students apply their skills across different genres.
- **Enhanced Engagement:** Worksheets can include interactive elements, such as graphic organizers and visual aids, to make learning more engaging.

How to Create an Identifying Text Structure Worksheet

Creating an identifying text structure worksheet involves several key steps. Educators can develop their own worksheets that cater to the specific needs of their students. Here's a guide to creating an effective worksheet:

Step 1: Choose the Texts

Select a variety of texts that exemplify different text structures. These can range from short excerpts to longer passages. Ensure that the texts are appropriate for the students' reading levels.

Step 2: Identify the Structures

Decide which text structures you want to focus on in the worksheet. It may be beneficial to start with a few key structures and expand as students become more proficient.

Step 3: Create Instructions

Provide clear instructions for the students. For example, you might ask them to underline signal words, identify the structure used, or summarize the main ideas based on the structure.

Step 4: Incorporate Visual Aids

Consider adding graphic organizers or charts that help students visualize the text structure. For example, a cause and effect chart or a Venn diagram for compare and contrast can be beneficial.

Step 5: Review and Assess

After students complete the worksheet, review their answers in class. This provides an opportunity for discussion and clarification of any misconceptions.

Tips for Using Identifying Text Structure Worksheets in the Classroom

To maximize the effectiveness of identifying text structure worksheets, consider the following tips:

- **Integrate with Other Skills:** Combine text structure activities with reading comprehension strategies, encouraging students to relate structure to main ideas and details.
- **Use Technology:** Incorporate digital tools, such as interactive worksheets or online quizzes, to enhance engagement and provide immediate feedback.
- **Differentiate Instruction:** Tailor worksheets to accommodate different learning styles and levels. Provide additional support for struggling students, such as guided practice or one-on-one assistance.
- **Encourage Collaboration:** Have students work in pairs or small groups to discuss their findings and share their thoughts on the text structures they identified.

Conclusion

In conclusion, the **identifying text structure worksheet** is a vital educational tool that supports students in developing their reading comprehension and writing skills. By familiarizing themselves with various text structures, students can become more proficient readers and writers. As educators implement these worksheets in their classrooms, they will not only enhance their students' understanding of text organization but also foster a deeper appreciation for the intricacies of written communication. Whether in traditional classrooms or remote learning environments, these worksheets provide a structured way for students to engage with texts meaningfully.

Frequently Asked Questions

What is the purpose of an identifying text structure worksheet?

The purpose of an identifying text structure worksheet is to help students recognize and analyze the organization of a text, such as chronological order, cause and effect, compare and contrast, problem and solution, and description.

How can teachers effectively use identifying text structure worksheets in their lesson plans?

Teachers can use these worksheets as part of reading comprehension activities, guiding discussions about text organization, or as assessment tools to evaluate students' understanding of different text structures.

What types of text structures are typically included in identifying text structure worksheets?

Typically included text structures are chronological order, cause and effect, compare and contrast, problem and solution, and descriptive structure, each with examples for students to analyze.

Are there any digital resources available for creating identifying text structure worksheets?

Yes, there are various online platforms and educational websites that offer templates and tools for creating customizable identifying text structure worksheets, making it easier for educators to tailor materials to their students' needs.

What grade levels are identifying text structure worksheets suitable for?

Identifying text structure worksheets are suitable for a range of grade levels, typically starting from upper elementary grades (around 4th grade) to middle school, as students

begin to engage more deeply with complex texts.

Find other PDF article:

<https://soc.up.edu.ph/30-read/pdf?ID=uTZ84-2470&title=how-to-get-into-the-entertainment-business.pdf>

Identifying Text Structure Worksheet

Broke Your Right Arm? Exercise Your Left. It May Help, Really.

May 16, 2018 · When that limb is immobilized, its muscles will atrophy, losing size and strength, a process that begins within days or even hours ...

When You're Injured on One Side, Why You Should Still Workout

If you're injured, be cautious about your training to avoid doing further damage and extending the time you can't train, but if at all possible, keep ...

Exercising One Side of the Body Can Strengthen the Other

Jul 17, 2023 · When one side of the body is recovering from an injury or surgery, exercising the other side can help strengthen it. Learn ...

Exercising When You Have an Upper Limb Difference

Jan 10, 2023 · Each type of exercise has options for people with an upper limb difference however, performing repetitive movements without both ...

How Training the Uninjured Limb Can Help the Injured One: The Cross ...

Aug 5, 2024 · Discover the scientific magic of the cross transfer effect - learn how exercising your healthy limb can speed up recovery for your ...

YouTube

Disfruta los videos y la música que te encantan, sube contenido original y compártelo con tus amigos, familiares y el resto del mundo en YouTube.

YouTube

Enjoy the videos and music you love, upload original content, and share it all with friends, family, and the world on YouTube.

YouTube Music

With the YouTube Music app, enjoy over 100 million songs at your fingertips, plus albums, playlists, remixes, music videos, live performances, covers, and hard-to-find music you can't ...

YouTube - Aplicaciones en Google Play

Hazte con la aplicación YouTube oficial en tu teléfono o tablet Android. Descubre qué temas están arrasando en todo el mundo: desde los vídeos musicales del momento hasta los ...

YouTube TV

Watch live TV from 70+ networks including live sports and news from your local channels. Record your programs with no storage space limits. No cable box required. Cancel anytime. TRY IT ...

YouTube en App Store

Hazte con la aplicación YouTube oficial en tu iPhone o iPad. Descubre qué temas están arrasando en todo el mundo: desde los vídeos musicales del momento hasta los contenidos ...

YouTube - Apps on Google Play

Enjoy your favorite videos and channels with the official YouTube app.

Music

Visit the YouTube Music Channel to find today's top talent, featured artists, and playlists. Subscribe to see the latest in the music world. This channel was generated automatically by...

YouTube - YouTube

YouTube's Official Channel helps you discover what's new & trending globally. Watch must-see videos, from music to culture to Internet phenomena

YouTube Music

With the YouTube Music app, enjoy over 100 million songs at your fingertips, plus albums, playlists, remixes, music videos, live performances, covers, and hard-to-find music you can't ...

Unlock the secrets of effective reading with our identifying text structure worksheet! Enhance comprehension skills today. Learn more to boost your learning!

[Back to Home](#)