

Icivics Representation Answer Key

Anatomy of the Constitution

Name: Dreshon Leonard

A. Vocabulary. Match the term with the correct definitions from the lesson.




- | | |
|-----------------|---|
| D 1. ratify | A) Introduce a new amendment |
| B 2. execute | B) Carry out a law |
| E 3. federalism | C) A representative form of government |
| C 4. republican | D) Approve or pass an amendment |
| A 5. propose | E) System where the national government shares power with state governments |









B. Multiple Choice. Use what you have learned in this lesson to answer the following questions.

- | | |
|---|---|
| C 6. How many senators are in the U.S. Senate?
a. 50
b. 435
c. 100
d. It depends on the population. | C 8. What was added to the Constitution that listed rights not already in the Constitution?
a. The 14th Amendment
b. The approval of all 13 states
c. The Bill of Rights
d. The Necessary and Proper Clause |
| D 7. What does the Constitution say is the 'supreme law of the land'?
a. The Bill of Rights
b. State laws
c. The amendments
d. U.S. or federal laws | A 9. What is the term for members of the House of Representatives?
a. 2 years
b. 4 years
c. 6 years
d. Life |

C. Separate Those Powers! Match each branch to the powers it has.

- | | |
|--|---|
| A) 
The Judicial Branch | 10. We write the bills that become laws.
<div style="border: 1px solid black; padding: 2px; display: inline-block;">B</div> |
| B) 
The Legislative Branch | 11. We make sure the laws are carried out and enforced.
<div style="border: 1px solid black; padding: 2px; display: inline-block;">C</div> |
| C) 
The Executive Branch | 12. We hear cases about the laws and decide what the laws mean.
<div style="border: 1px solid black; padding: 2px; display: inline-block;">A</div> |

D. Article Match-Up. Match each Constitutional article with the subject that it covers.

- | | |
|---|---|
| A)  <div style="border: 1px solid black; padding: 2px; display: inline-block;">B</div> | 13. Discusses how states should interact with each other. |
| B)  <div style="border: 1px solid black; padding: 2px; display: inline-block;">D</div> | 14. Says the Constitution is the Supreme Law of the Land |
| C)  <div style="border: 1px solid black; padding: 2px; display: inline-block;">A</div> | 15. Creates the three branches of the U.S. government |
| D)  <div style="border: 1px solid black; padding: 2px; display: inline-block;">C</div> | 16. Include additions to the Constitution |
| E)  <div style="border: 1px solid black; padding: 2px; display: inline-block;">F</div> | 17. Tells how to amend the Constitution |
| F)  <div style="border: 1px solid black; padding: 2px; display: inline-block;">E</div> | 18. Tells how to ratify the Constitution |

iCivics Representation Answer Key is an essential resource for educators and students engaging with the iCivics curriculum. iCivics, founded by former U.S. Supreme Court Justice Sandra Day O'Connor, aims to promote civic engagement and education among students through interactive learning experiences. The representation module, a crucial part of this educational platform, focuses on the importance of representation in a democratic society. This article will explore the significance of representation in civic education, the structure of iCivics' representation activities, and provide insights into the answer key for these activities to help educators facilitate learning effectively.

Understanding Civic Representation

Civic representation refers to the ways in which citizens have their interests and opinions expressed in government. It encompasses various aspects of democracy, such as voting, legislative processes, and the role of elected officials. Here are some key points about civic representation:

- Importance of Representation: It ensures that diverse voices are heard in the policymaking process.
- Types of Representation:
 - Descriptive representation: Elected officials resemble their constituents demographically.
 - Substantive representation: Elected officials advocate for the interests of their constituents.
- Mechanisms of Representation: Voting, advocacy, and public participation in governmental processes.

Understanding these concepts is critical for students as it lays the groundwork for active citizenship.

The Role of iCivics in Civic Education

iCivics plays a pivotal role in educating students about their rights and responsibilities as citizens. The platform offers a variety of games and resources that simulate the functions of government and the electoral process. The representation module focuses on how individuals can influence government action and policy making.

Key features of iCivics include:

1. Interactive Games: Students engage in simulated environments where they can learn about representation, vote on issues, and see the consequences of their decisions.
2. Lesson Plans: Comprehensive lesson plans that align with educational standards and provide teachers with resources to facilitate discussions about representation.
3. Assessment Tools: These tools help teachers evaluate student understanding and engagement with the material, often through quizzes and worksheets.

Exploring the Representation Module

The representation module within iCivics consists of various games and activities that help students grasp the concept of representation. Some of the key activities include:

- Vote!: A game that teaches students about the voting process and the importance of casting their votes.
- Represent Me: An activity focusing on the role of elected officials and how they represent their constituents.
- The Electo-Rally: A game where students engage with candidates and learn about their platforms, emphasizing the significance of informed voting.

Each of these activities is designed to engage students actively and reinforce the importance of being informed and involved in the democratic process.

Using the Representation Answer Key

The iCivics representation answer key serves as a vital tool for educators. It provides correct answers and explanations for the activities in the representation module, enabling teachers to assess student performance and understanding accurately. Here are some ways the answer key can be utilized:

1. **Assessment:** Teachers can use the answer key to grade student responses on quizzes and worksheets, ensuring that students grasp the key concepts.
2. **Feedback:** The answer key allows educators to provide detailed feedback on student work, highlighting areas of strength and those needing improvement.
3. **Discussion Facilitation:** The key can help educators lead discussions around specific questions and answers, encouraging critical thinking and deeper understanding of representation.

Best Practices for Teaching Representation with iCivics

To maximize the effectiveness of the iCivics representation module, educators should consider the following best practices:

1. **Integrate Technology:** Use iCivics' digital platform during lessons to engage students with interactive content.
2. **Encourage Collaboration:** Have students work in groups to discuss and analyze their answers, promoting collaborative learning.
3. **Connect to Current Events:** Relate the lessons to current political events and elections to make the content more relevant and engaging for students.
4. **Utilize the Answer Key Wisely:** Rather than simply providing answers, use the key to foster discussion about the reasoning behind each answer, allowing students to explore different perspectives on representation.
5. **Create Assessments:** Develop assessments that go beyond multiple-choice questions, including essays or projects that require students to apply what they've learned about representation.

Challenges in Teaching Civic Representation

While teaching civic representation is crucial, it does come with challenges. Educators may face:

- **Student Apathy:** Some students may feel disengaged from civic issues. It's essential to find ways to make the material relevant to their lives.
- **Misinformation:** In an age of information overload, students may struggle to discern credible sources. Teaching media literacy alongside civic education can help.
- **Diverse Opinions:** Class discussions may lead to disagreements. Creating a respectful and open classroom environment is vital for productive dialogue.

Conclusion

The iCivics representation answer key is an invaluable resource that supports educators in teaching the essential concepts of civic representation. By utilizing the interactive games and activities provided by iCivics, educators can create an engaging and impactful learning experience for their students. Understanding representation is critical for fostering informed and active citizens who can participate meaningfully in the democratic process. Through best practices and careful use of the answer key, teachers can equip students with the knowledge and skills necessary to navigate and contribute to their communities effectively. As the future of democracy relies on the engagement of its citizens, the role of education in promoting civic participation cannot be overstated.

Frequently Asked Questions

What is the purpose of the iCivics representation module?

The iCivics representation module aims to educate students about the importance of representation in government, how different systems work, and the role citizens play in influencing their representatives.

How can teachers access the answer key for the iCivics representation module?

Teachers can access the answer key for the iCivics representation module by creating an account on the iCivics website and navigating to the teacher resources section, where they can find answer keys for all activities.

What are some key concepts covered in the iCivics representation activities?

Key concepts include the principles of democracy, the electoral process, the role of elected officials, and the significance of civic engagement and advocacy in ensuring fair representation.

Are there any specific grade levels targeted by the iCivics representation resources?

iCivics resources, including the representation module, are primarily designed for middle and high school students, but can be adapted for upper elementary students depending on their understanding of civic concepts.

Can students work on the iCivics representation module independently?

Yes, students can work on the iCivics representation module independently, but it is recommended that teachers facilitate discussions and provide guidance to enhance understanding and engagement.

Find other PDF article:

<https://soc.up.edu.ph/22-check/pdf?ID=TXO38-7883&title=fingerseek-answer-key.pdf>

[Icivics Representation Answer Key](#)

What is YouTube TV? - YouTube TV Help - Google Help

What is YouTube TV? YouTube TV is a TV streaming service that includes live TV from 100+ broadcast, cable, and regional sports ...

Start a YouTube TV free trial New subscribers are eligible to sign up to try YouTube TV. With a trial, you get access to over 100 channels ...

Official YouTube TV Help Center where you can find tips and tutorials on using YouTube TV and other answers to frequently asked ...

To watch on select TV devices, you can download our TV app, watch by opening YouTube TV inside the YouTube app on ...

YouTube TV is a paid membership that offers live TV from major networks, unlimited DVR space, and popular cable and premium ...

Hjemmesiden bringer deg Google Maps over Oslo. I våre detaljerte kart kan du velge mellom terreng og satelittbilder og forstørre nærmere for å se Oslos bydeler, gater og hus.

Bruk vår gratis karttjeneste for veibeskrivelse, kjørerute, flyfoto, skråfoto m.m. Detaljrike kart finner du på 1881.no.

Oppdag Oslo gjennom vårt detaljerte, interaktive kart! Her finner du enkelt byens gater, bydeler, parker, museer, kollektivtransport, restauranter og andre viktige steder.

Oppdag Oslo med våre kart. Utforsk lokale bedrifter, se eiendomsgrenser, historiske flybilder, sykkelstier, ladestasjoner og mye mer. Start reisen din nå!

Oslo er hovedstaten i Norge med omtrent 694.000 antall innbyggere. Byen er satt sammen av 15 bydeler, og er et knutepunkt for hele Skandinavia for både turister og gods. I hjertet av Oslo ...

Her finner du kart over Oslo, muligens kart over sentrum, sykkelkart, markakart og andre typer kart over Oslo.

Her finner du kart over Oslo av forskjellige typer som for eksempel veikart, bykart, kart over sentrum og l1½ypekart.

Bruk knappen "Fjern markeringer i kartet" Klikk i kartet for plassere punktene du skal måle mellom. Dobbelklikk når du plasserer siste punkt for å fullføre en måling. Slett målingene når ...

Oslo-kartet er en interaktiv guide på området som interesserer deg. Du kan lett forstørre eller forminske bildet. I byer er gateplanen veldig detaljert fordi den viser viktige kontorer, ...

Oslo kart - Veikart over Norge

Selvom levestandarden er veldig høy i Oslo og den er en av de mest dyreste byen i verden, fortjener denne hovedstaden dens ros, da den er en av de mest attraktive turistattraksjonene i ...

Unlock the secrets of civic understanding with our comprehensive iCivics representation answer key. Learn more to enhance your knowledge and boost your skills!

[Back to Home](#)