


Ideas For Upcycling Old Clothes

20 OLD CLOTHES *Recycle Ideas*



Ideas for Upcycling Old Clothes: In an age where sustainability is becoming increasingly important, the concept of upcycling old clothes has gained significant traction. Upcycling not only helps reduce textile waste but also allows individuals to express their creativity and style. Instead of discarding garments that have outlived their initial purpose, why not transform them into something new and exciting? This article will explore various ideas for upcycling old clothes, including practical tips, techniques, and project inspirations that cater to various skill levels.

Understanding Upcycling

Upcycling is the process of taking discarded items and turning them into something of higher quality or value. Unlike recycling, which often breaks materials down to create new products, upcycling preserves the original form of the item while enhancing its utility or aesthetic appeal. In the context of clothing, upcycling can involve simple alterations or complex transformations, depending on your skills and imagination.

Benefits of Upcycling Old Clothes

Before diving into specific ideas, it's essential to understand why upcycling is a valuable practice:

- **Environmental Impact:** The fashion industry is one of the largest polluters in the world. By upcycling, you help reduce waste and the demand for new resources.
- **Cost-Effective:** Upcycling can save money. Instead of buying new clothes, you can refresh your wardrobe using items you already own.
- **Unique Fashion Statements:** Upcycled items are often one-of-a-kind, allowing you to express your individuality and creativity.
- **Skill Development:** Engaging in upcycling can improve your sewing, crafting, and design skills, offering a rewarding creative outlet.

Creative Ideas for Upcycling Old Clothes

1. T-shirt Transformations

T-shirts are one of the most common garments to upcycle due to their abundance and versatility. Here are a few ideas:

- T-shirt Tote Bags: Cut off the sleeves and neckline of an old T-shirt, then tie the bottom together to create a simple tote bag. This is perfect for grocery runs or casual outings.
- T-shirt Quilts: Gather several old T-shirts with sentimental value and sew them together to create a cozy quilt. Each square can represent a memory or milestone.
- Braided T-shirt Rugs: Cut T-shirts into strips, braid them, and coil them to make a colorful, soft rug for your home.

2. Denim Upcycling

Denim is durable and can be creatively reused in numerous ways:

- Denim Patches: Use old jeans to create patches for other garments, adding a unique touch or fixing up worn-out areas.
- Denim Bags: Cut and sew the legs of jeans to create stylish bags or purses. You can even add embellishments or pockets for extra flair.
- Denim Aprons: Transform an old pair of jeans into a functional apron by cutting off the legs and sewing the top to a waist strap.

3. Dress to Skirt Conversion

If you have a dress that you no longer wear, consider converting it into a skirt:

- Simple Skirt: Remove the top portion of the dress, leaving the skirt intact. You can add an elastic waistband for comfort.
- Layered Skirt: Use multiple dresses to create a layered skirt. Cut each dress into different lengths and sew them together for a fun, bohemian look.

4. Sweater Upcycling

Old sweaters can be transformed into warm and cozy items:

- Sweater Mittens: Cut the sleeves off a sweater and sew them up to create warm mittens. You can add a lining for extra comfort.
- Sweater Pillows: Use the body of an old sweater to create decorative pillows. Just sew the edges and stuff with pillow filling for a unique home accent.
- Sweater Scarves: Cut a sweater into strips and braid them together to create a chunky scarf that's both fashionable and warm.

5. Accessories from Old Clothes

Upcycling is not limited to clothing; you can also create trendy accessories:

- Fabric Headbands: Use strips of fabric from old clothes to make stylish headbands. You can braid or knot the fabric for different designs.
- Necklaces: Cut fabric into strips and braid them to create a statement necklace. Add beads or other embellishments for a unique touch.

- Hair Bows: Repurpose fabric from shirts or dresses to create hair bows. These can be attached to hair clips for a cute and chic look.

6. Home Decor from Old Clothes

Your old clothing can serve a purpose beyond the wardrobe. Consider these home decor ideas:

- Fabric Wall Art: Stretch fabric from old clothes over canvas frames to create unique wall art. Mix and match patterns for a vibrant display.
- Cushions and Throws: Use old clothes to sew cushion covers or throws, giving your living space a cozy and personalized touch.
- Fabric Bunting: Cut fabric into triangles and sew them together to create colorful bunting for parties or home decor.

Tips for Successful Upcycling

To ensure your upcycling projects are successful, consider the following tips:

- Choose the Right Garments: Look for items that are in good condition or have interesting patterns or textures that you'd like to showcase.
- Gather Your Tools: Basic sewing tools, such as scissors, a sewing machine, thread, and pins, will be essential for many projects.
- Start Simple: If you're new to upcycling, begin with simple projects that require minimal sewing or crafting skills. As you gain confidence, you can tackle more complex transformations.
- Embrace Imperfection: Upcycling is about creativity and resourcefulness. Don't worry about achieving perfection; enjoy the process and experiment with different ideas.

Conclusion

Upcycling old clothes is a fantastic way to breathe new life into items that may have lost their appeal. With a little creativity and effort, you can create unique pieces that are not only stylish but also environmentally friendly. Whether you're making accessories, home decor, or transforming garments into new outfits, the possibilities are endless. Embrace the challenge of upcycling, and you'll not only reduce waste but also develop new skills and have fun in the process. So gather your old clothes, unleash your creativity, and start your upcycling journey today!

Frequently Asked Questions

What are some creative ways to upcycle old t-shirts?

You can turn old t-shirts into tote bags, pillow covers, or even a cozy quilt by sewing multiple shirts together.

How can I upcycle jeans that are too worn out?

Consider making a denim backpack, a trendy patchwork skirt, or even coasters by cutting and sewing denim pieces together.

Can I upcycle a dress into something else?

Absolutely! You can transform an old dress into a cute top, a skirt, or even a stylish headband by cutting and reworking the fabric.

What DIY projects can I do with old sweaters?

Old sweaters can be turned into mittens, a scarf, or even a soft pillow cover by repurposing the knit fabric.

How can I use old clothes to create home decor?

You can upcycle old clothes into fabric wall art, cushion covers, or even a patchwork throw blanket for a cozy touch in your home.

What are some ideas for upcycling baby clothes?

You can make a memory quilt, keep-sake stuffed animals, or framed art pieces from the fabric of old baby clothes.

How can I upcycle old scarves?

Old scarves can be transformed into hair accessories, such as headbands, or used to create unique table runners or wall hangings.

What should I do with old button-up shirts?

Old button-up shirts can be upcycled into a chic apron, a pillow case, or even a stylish tote bag by repurposing the fabric.

Can I turn old clothes into something useful for pets?

Yes! You can make a cozy pet bed, toys, or even a fashionable bandana for your pet using old clothes.

What are some simple upcycling techniques for beginners?



Start with no-sew projects like making a fringe blanket, or simple sewing tasks like converting a long skirt into a shorter one or creating a patchwork bag.

Find other PDF article:

<https://soc.up.edu.ph/32-blog/Book?trackid=RSR76-6385&title=imitation-of-christ-thomas-a-kempis.pdf>

Ideas For Upcycling Old Clothes

IDeaS □□□□ - □□

Jun 15, 2021 · IDEaS Optix™  IDEaS SAS  ...

What is Global Citizenship Education? — IDEAS

What is Global Citizenship Education? There is a great deal of debate and discussion around this question. There is no single definition of Global Citizenship Education (GCE). By its very ...

ideas for IELTS topics simon

[Line graph, bar charts, pie chart](#)
[Ideas for IELTS Topics](#) ...

ideas for IELTS topics simon 1111? - 11

Simon's idea books for IELTS topics 50 24

□□□□□□□□□□ (Research Proposal)

Nov 29, 2021 · 00/0000 Professor of Interest 00000000 “0000” 0000000000000000 00000 “000” 00000000
0000000000000000 ...

AI IDE——Trae chui -

```

AI Trae AI MarsCode
...

```

sci ...

99% The authors reported on a new rate equation model of CW Tm: YAP Laser which considers re ...

Climate Justice Education – IDEAS

Our new resource ' Exploring Climate Justice: A human rights-based approach ' has been developed as a partnership collaboration between WOSDEC, the ThirdGeneration Project, the ...

Global Citizenship Education In Action - IDEAS

Global Citizenship Education In Action We believe that the aim of Global Citizenship Education is to support learners to develop the knowledge, skills and values they need to be responsible ...

□□□□□□□□□□*Colorless green ideas sleep furiously.*□□

"Colorless green ideas sleep furiously"

 colorless ...

IDeaS □□□□ - □□

Jun 15, 2021 · IDeaS Optix™

What is Global Citizenship Education?

What is Global Citizenship Education? There is a great deal of debate and discussion ...

ideas for IELTS topics simon

Table & Chart Details Table line graph, bar charts, pie chart Table ...

ideas for IELTS topics simon Table? - Table

Simon Table idea books for IELTS topics Table Table Table ...

Table Table Table (Research Proposal)

Nov 29, 2021 · Table/Table Professor of Interest Table Table Table “Table” Table ...

Discover creative ideas for upcycling old clothes into unique fashion pieces. Transform your wardrobe sustainably and stylishly—learn more now!

[Back to Home](#)