

Identifying Text Features Worksheet

NAME

SplashLearn

IDENTIFY TEXT FEATURES

Identify the given text features.

Conservation15

Environment16

Leak18

Waste20





"All the dolphins have different edges on their dorsal fins," says Auntie Kim. "That's how we can tell them apart."

7

The Michigan Turtle

XXXXXXXXXXXXXXXXXXXXXXXXXXXX
XXXXXXXXXXXXXXXXXXXXXXXXXXXX
XXXXXXXXXXXXXXXXXXXXXXXXXXXX
XXXXXXXXXX







www.splashlearn.com

Identifying Text Features Worksheet is an essential educational tool designed to help students recognize and understand the various components that accompany texts. These features serve to enhance comprehension, provide organization, and facilitate navigation through the material. In this article, we will explore the significance of text features, the different types of features commonly found in texts, the role of worksheets in mastering these elements, and practical tips for creating an effective identifying text features worksheet.

Understanding Text Features

Text features are elements that provide additional information or context to the main text, aiding readers in understanding the content better. They can be found in a variety of texts, including textbooks, magazines, websites, and informational articles. Recognizing these features is crucial for improving reading comprehension and critical thinking skills.

Importance of Text Features

The importance of text features in educational settings cannot be overstated. Here are several reasons why they matter:

1. **Enhance Comprehension:** Text features like headings and captions help readers to understand the main ideas and organize information effectively.
2. **Promote Engagement:** Visual elements, such as images and charts, capture the reader's attention and motivate them to delve deeper into the content.
3. **Aid Navigation:** Features such as table of contents, indexes, and glossaries allow readers to locate information quickly and efficiently.
4. **Support Diverse Learning Styles:** Different learners absorb information in various ways. Text features cater to visual learners through diagrams and charts, while textual elements help auditory learners.

Common Types of Text Features

When creating an identifying text features worksheet, it is vital to include a comprehensive list of the various types of text features that students might encounter. Here are some of the most common text features:

- **Headings and Subheadings:** These are titles that divide content into sections and provide an overview of what each section will cover.
- **Table of Contents:** Found in books, it lists the chapters or sections and their corresponding page numbers, helping readers navigate the text.
- **Glossary:** A list of terms and definitions that helps readers understand key concepts and vocabulary used in the text.
- **Index:** An alphabetical list of topics covered in the text, along with page numbers where they can be found.

- **Captions:** Descriptive labels accompanying images or graphics, providing context or additional information.
- **Charts and Graphs:** Visual representations of data that can help clarify complex information.
- **Bulleted and Numbered Lists:** Used to present information in a clear and organized manner, making it easier to understand.
- **Sidebars:** Additional information placed in a box beside the main text, often providing interesting facts or related content.
- **Maps:** Visual representations of geographical locations, often used to illustrate relevant settings or contexts.

The Role of Worksheets in Learning Text Features

Worksheets play a crucial role in helping students practice and reinforce their understanding of text features. An identifying text features worksheet is designed specifically to guide students in recognizing and utilizing these components effectively. Here's how these worksheets can be beneficial:

Benefits of Using Worksheets

1. **Structured Learning:** Worksheets provide a structured format for students to engage with text features systematically.
2. **Active Participation:** By completing worksheets, students actively engage with the material, which enhances retention and understanding.
3. **Assessment Tool:** Teachers can use worksheets to assess students' comprehension and ability to identify text features, allowing for targeted instruction.
4. **Encouragement of Critical Thinking:** Worksheets can include questions that require students to analyze how text features contribute to overall understanding, encouraging deeper thinking.

Creating an Effective Identifying Text Features Worksheet

When crafting an identifying text features worksheet, several key components should be included to maximize its effectiveness. Below are some tips for creating a comprehensive and engaging worksheet.

1. Clear Instructions

Provide clear, concise instructions at the top of the worksheet. Explain the objectives of the activity and the steps students need to follow. For example:

- "Read the passage provided below and identify the text features. Use the list of features to label each component you find."

2. Diverse Text Examples

Select a variety of texts that exemplify different text features. This could include excerpts from textbooks, articles, or graphic novels. Ensure that the texts vary in complexity to cater to different reading levels.

3. Visual Elements

Incorporate images, charts, or graphs alongside written text. This visual element will help students practice identifying features beyond just written components.

4. Interactive Tasks

Include activities that require students to engage interactively with the text features. For example:

- Matching Activity: Match text features with their definitions.
- Labeling Activity: Provide a passage and ask students to label the different text features they identify.

5. Reflection Questions

Encourage critical thinking by including open-ended questions at the end of the worksheet. For example:

- "How did the headings help you understand the main ideas in the text?"
- "Which text feature did you find most helpful, and why?"

Conclusion

In conclusion, a well-designed **identifying text features worksheet** is an invaluable tool for educators and students alike. By emphasizing the importance of text features, providing a comprehensive list of common types, and creating engaging worksheets, we can enhance reading comprehension and empower students to navigate texts more effectively. Through structured practice, students not only learn to identify these features but also understand how they contribute to the overall meaning and organization of texts. As they develop these skills, they become more confident and competent readers, equipped to tackle a wide array of materials in their educational journey.

Frequently Asked Questions

What are text features and why are they important in a worksheet?

Text features are elements like headings, subheadings, captions, and bullet points that help organize information and guide readers. They are important in a worksheet as they enhance comprehension and retention of the material.

How can a worksheet help students identify different text features?

A worksheet can provide examples of various text features and include activities where students must locate or categorize them, reinforcing their understanding and ability to identify these elements in different texts.

What types of text features might be included in an identifying text features worksheet?

An identifying text features worksheet might include examples of headings, subheadings, captions, diagrams, graphs, charts, indexes, glossaries, and sidebars.

What grade levels are appropriate for using an identifying text features worksheet?

Identifying text features worksheets are typically appropriate for elementary through middle school students, particularly in grades 2-8, as they develop reading comprehension skills.

Can identifying text features worksheets be adapted for remote learning?

Yes, these worksheets can be adapted for remote learning by using digital formats such as interactive PDFs or online quizzes, allowing students to engage with text features in a virtual setting.

What strategies can teachers use to enhance the effectiveness of an identifying text features worksheet?

Teachers can enhance effectiveness by incorporating group discussions, hands-on activities, real-world examples, and technology integration, such as using online articles or e-books for practice.

Find other PDF article:

<https://soc.up.edu.ph/30-read/files?trackid=ikb48-4550&title=how-to-make-soap-at-home.pdf>

Identifying Text Features Worksheet

Microsoft Corporation (MSFT) Stock Price, News, Quote

Find the latest Microsoft Corporation (MSFT) stock quote, history, news and other vital information to help you with your stock trading and investing.

Microsoft Corp (MSFT) Stock Price & News - Google Finance

Get the latest Microsoft Corp (MSFT) real-time quote, historical performance, charts, and other financial information to help you make more informed trading and investment decisions.

MSFT Stock Price | Microsoft Corp. Stock Quote (U.S.: Nasdaq ...

4 days ago · MSFT | Complete Microsoft Corp. stock news by MarketWatch. View real-time stock prices and stock quotes for a full financial overview.

Microsoft Stock Price Quote - NASDAQ: MSFT - Morningstar

4 days ago · Get the latest Microsoft stock price NASDAQ: MSFT stock rating and detailed information including MSFT news, historical charts and real-time prices.

Microsoft (MSFT) Stock Price, News & Analysis - MarketBeat

4 days ago · Should You Buy or Sell Microsoft Stock? Get The Latest MSFT Stock Analysis, Price Target, Dividend Info, Headlines, and Short Interest at MarketBeat.

MSFT: Microsoft Corp - Stock Price, Quote and News - CNBC

Get Microsoft Corp (MSFT:NASDAQ) real-time stock quotes, news, price and financial information from CNBC.

Microsoft (MSFT) Stock Price & Overview

4 days ago · A detailed overview of Microsoft Corporation (MSFT) stock, including real-time price, chart, key statistics, news, and more.

MICROSOFT CORPORATION (MSFT) Stock, Price, News, Quotes, ...

Track MICROSOFT CORPORATION (MSFT) price, historical values, financial information, price forecast, and insights to empower your investing journey | MSN Money

Microsoft Corp. (MSFT) Stock Price Today - WSJ

View the latest Microsoft Corp. (MSFT) stock price, news, historical charts, analyst ratings and financial information from WSJ.

MSFT: Microsoft Corp Stock Price Quote - NASDAQ GS

4 days ago · Stock analysis for Microsoft Corp (MSFT:NASDAQ GS) including stock price, stock chart, company news, key statistics, fundamentals and company profile.

Use Google Drive for desktop

Install & set up Drive for desktop for Windows Important: Before you start, check that your operating system is compatible with Drive for desktop. Tip: If you use a work or school account, ...

Install Drive for desktop - Google Workspace Learning Center

Get started with Drive for Google Workspace Install Drive for desktop You can find and open your files from Google Drive on your computer with Drive for desktop. You can use Drive for desktop ...

Utiliser Google Drive pour ordinateur

Sur Drive pour ordinateur, en bas à droite, dans la barre d'état système, vous trouverez le menu Drive pour ordinateur . Remarque : Cliquez sur la flèche pour afficher les icônes masquées. Pour ...






Como usar o Google Drive

Se você não conhece o Google Drive, este artigo vai ajudar a começar a usar o serviço, cobrindo as coisas mais importantes e úteis que você pode fazer, desde aprender a usar o Drive e manter ...

How to use Google Drive - Computer - Google Drive Help

How to use Google Drive Want advanced Google Workspace features for your business? Try Google Workspace today! Google Drive helps you keep all your files together. You can upload and share ...





























































































































































































































































































































































































































Google

 Sync files and folders to Drive for Desktop     Google ...

Use o Google Drive para computador

No Drive para computador, pode encontrar o menu do Drive para computador no tabuleiro do sistema na parte inferior direita. Afixe o Drive para computador para que seja mais fácil encontrá ...

Google


 Google   Google                                                          

                                                            

                                                            

                                                            

                                                            

                                                            

                                             

[Back to Home](#)