


# Identifying Nouns And Verbs Worksheet

Name \_\_\_\_\_

## Nouns and Verbs


Directions: Cut and paste the verbs and nouns into the correct spots.

**Nouns**  
person, place or thing.



Paste Noun Here	Paste Noun Here
Paste Noun Here	Paste Noun Here
Paste Noun Here	Paste Noun Here
Paste Noun Here	Paste Noun Here


**Verbs**  
Show action.



Paste Verb Here	Paste Verb Here
Paste Verb Here	Paste Verb Here
Paste Verb Here	Paste Verb Here
Paste Verb Here	Paste Verb Here

© Annie Moffatt © The Moffatt Girls 2014

run	feet	swim	book
boy	jump	bat	hop
sit	desk	candy	di
dog	play	look	pap



Identifying nouns and verbs worksheet is an essential educational tool that helps students enhance their understanding of these fundamental parts of speech. Nouns and verbs are crucial components of sentence structure, and mastering their identification is vital for effective communication, writing, and reading comprehension. This article delves into the significance of nouns and verbs, how to create an effective worksheet, and offers various activities and tips for educators and learners.

## The Importance of Nouns and Verbs in Language

Nouns and verbs form the backbone of sentences. Understanding these two parts of speech is essential for anyone looking to improve their language skills.

## What are Nouns?

Nouns are words that name people, places, things, or ideas. They can be categorized into several types:

1. Common Nouns: General names for a person, place, or thing (e.g., teacher, city, book).
2. Proper Nouns: Specific names of people, places, or organizations (e.g., John, London, Microsoft).
3. Collective Nouns: Names for a group of people or things (e.g., team, flock, bunch).
4. Abstract Nouns: Names for things that cannot be perceived with the senses, such as ideas or qualities (e.g., love, happiness, bravery).

## What are Verbs?

Verbs are action words that describe what a subject does. They can express physical actions, mental actions, or states of being. Verbs can be classified into various types:

1. Action Verbs: Indicate physical or mental actions (e.g., run, think).
2. Linking Verbs: Connect the subject to a subject complement (e.g., am, is, are, was, were).
3. Helping Verbs: Accompany the main verb to form a verb phrase (e.g., has been, will be).

## Creating an Identifying Nouns and Verbs Worksheet

Designing an effective worksheet requires careful consideration of the objectives, age group, and learning preferences of the students. Here's a step-by-step guide to creating a comprehensive worksheet.

### Step 1: Determine the Learning Objectives

Establish clear goals for the worksheet. For instance, students should be able to:

- Identify and categorize nouns and verbs in sentences.
- Differentiate between different types of nouns and verbs.
- Use nouns and verbs correctly in their writing.

### Step 2: Choose the Format

Select a format that suits your objectives. Consider using a combination of the following activities:

- Fill-in-the-Blank Exercises: Provide sentences with missing nouns or verbs for students to complete.
- Multiple Choice Questions: Present sentences where students must choose the correct noun or verb from a list.
- Match the Columns: Have students match nouns with corresponding verbs that are commonly associated with them.

## **Step 3: Create Engaging Content**

Incorporate a variety of exercises that cater to different learning styles. Here are some ideas:

### **1. Sentence Identification:**

- Provide sentences and ask students to underline or highlight all the nouns in one color and all the verbs in another.
- Example: "The dog barks loudly." (Students should identify "dog" as a noun and "barks" as a verb.)

### **2. Categorization:**

- List a series of words and have students categorize them into nouns and verbs.
- Example: "run, apple, think, city, jump, happiness" (Students should categorize them accordingly.)

### **3. Short Stories:**

- Include a short paragraph and ask students to identify all the nouns and verbs. This can also be expanded to have them write their own sentences or paragraphs using specific nouns and verbs.

## **Step 4: Include Answer Keys**

Provide an answer key for all exercises. This helps students check their work and understand any mistakes.

## **Activities to Reinforce Learning**

Beyond worksheets, engaging activities can further solidify students' understanding of nouns and verbs.

## **Interactive Games**

1. Noun-Verb Bingo: Create bingo cards with nouns and verbs. Call out words, and students must mark them on their cards.
2. Charades: Have students act out verbs while their peers guess the action. This encourages physical engagement and reinforces verb recognition.

## **Group Activities**

1. **Sentence Building:** In groups, students can create sentences using a set of provided nouns and verbs, fostering collaboration and creativity.
2. **Story Creation:** Group students to create short stories where each group must include specific nouns and verbs, promoting teamwork and application of their skills.

## **Tips for Effective Teaching**

To maximize the effectiveness of the identifying nouns and verbs worksheet, consider the following teaching tips:

### **1. Use Real-Life Examples**

Relate nouns and verbs to real-life situations that are familiar to students. This makes the learning process relatable and easier to grasp.

### **2. Differentiate Instruction**

Recognize that students have varying abilities. Provide differentiated tasks that cater to different levels of understanding. Advanced students can tackle more complex sentences, while beginners can work with simpler structures.

### **3. Offer Continuous Feedback**

Provide constructive feedback on students' work. Highlight what they did well and provide guidance on areas for improvement.

### **4. Incorporate Technology**

Use educational software or online tools that reinforce identification of nouns and verbs. Many interactive platforms offer engaging exercises that can motivate students.

### **5. Encourage Peer Learning**

Allow students to work in pairs or small groups. Peer discussions can help reinforce understanding as students explain concepts to one another.

## **Conclusion**

An identifying nouns and verbs worksheet serves as a crucial resource in helping students grasp the fundamental building blocks of language. Through engaging activities, structured lessons, and continuous practice, students can enhance their understanding of nouns and verbs, which are essential for effective communication. By implementing these strategies and creating thoughtful worksheets, educators can foster a rich learning environment that encourages linguistic development and confidence in language use.

## **Frequently Asked Questions**

### **What is a noun and how is it identified in a sentence?**

A noun is a word that represents a person, place, thing, or idea. It can often be identified by looking for words that can be preceded by articles like 'a', 'an', or 'the'.

### **What is a verb and what role does it play in a sentence?**

A verb is a word that describes an action, occurrence, or state of being. It is usually identified as the word that indicates what the subject is doing.

### **How can a worksheet help students practice identifying nouns and verbs?**

A worksheet can provide exercises that require students to underline or highlight nouns and verbs in sentences, offering structured practice and reinforcement of the concepts.

### **What are some common challenges students face when identifying nouns and verbs?**

Students may struggle with identifying abstract nouns, distinguishing between verbs and adjectives, or recognizing verbs in different tenses.

### **What types of activities might be included in an identifying nouns and verbs worksheet?**

Activities may include matching nouns with corresponding verbs, filling in the blanks, sorting words into noun and verb categories, or correcting sentences by identifying incorrect word usage.

### **How can educators assess understanding of nouns and**

## verbs using a worksheet?

Educators can assess understanding by reviewing completed worksheets for accuracy, checking for correct identification of nouns and verbs, and providing feedback on any misconceptions.

Find other PDF article:

<https://soc.up.edu.ph/35-bold/files?ID=hox46-6936&title=jumpstarters-for-properties-of-matter-grades-4-8.pdf>

## Identifying Nouns And Verbs Worksheet

BingHomepageQuiz - Reddit

Microsoft Bing Homepage daily quiz questions and their answers

*Bing homepage quiz : r/MicrosoftRewards - Reddit*

Dec 4, 2021 · While these are the right answers and this quiz is still currently bugged, you don't lose points for wrong answers on this quiz.

*Start home page daily quiz : r/MicrosoftRewards - Reddit*

Apr 5, 2024 · Confusingly, I appeared to receive 10 points just from clicking the tile and then no points after completing the quiz (so maybe you need to get the correct answers which I did not.)

**EveryDayBingQuiz - Reddit**

Welcome all of you, here you will get daily answers of Microsoft Rewards (Bing Quiz) like Bing Homepage Quiz, Bing Supersonic Quiz, Bing News Quiz, Bing Entertainment Quiz, ...

**Is there some secret "trick" to solving these? - Reddit**

Ignore the picture, the numbers are the only thing that matters, 1 2 3 across the top, 4 5 6 across the middle, then 7 8 with the bottom right being the blank space. Once you move a tile into the ...

**Bing Homepage Quiz not working : r/MicrosoftRewards - Reddit**

Microsoft sucks soooo much arse. I have been complaining for weeks about not getting points from the Bing Homepage Quizzes. It doesn't matter if I clear the cache, clear the browser, ...

**Bing Homepage Quiz 31 January 2024 : r/MicrosoftRewards - Reddit**

Bing Homepage Quiz 31 January 2024 Quizzes and Answers Rietvlei Nature Reserve To deter flies Mount Kilimanjaro Zebras got their "bars" because they ate Dutch convicts in the 17th ...

**[US] In 2016, the American bison was declared what? - MS Bing ...**

[1-8-2022] Microsoft Rewards Bing Homepage Quiz Questions and Answers: Question: Today we're befriending a frosty bison foursome in Yellowstone National Park. Bison are...

*Bing Homepage Quiz (9-3-2023) : r/AnswerDailyQuiz - Reddit*

Sep 3, 2023 · Microsoft Rewards Bing Homepage Quiz Questions and Answers (9-3-2023) Which is New York City's tallest building? A 30 Hudson Yards B Empire State...

## **[US] Test your smarts [01-07-22] : r/MicrosoftRewards - Reddit**

Jan 7, 2022 · AmySueF [US] Test your smarts [01-07-22] Quiz and Answers News this week quiz answers Pittsburgh 119 Little Caesars Hot and Ready Pizza Is also a solar panel 21 Dogs ...

## **Función QUERY - Ayuda de Editores de Documentos de Google**

Función QUERY Ejecuta una consulta sobre los datos con el lenguaje de consultas de la API de visualización de Google. Ejemplo de uso QUERY(A2:E6,"select avg(A) pivot B") ...

## **QUERY function - Google Docs Editors Help**

QUERY(A2:E6,F2,FALSE) Syntax QUERY(data, query, [headers]) data - The range of cells to perform the query on. Each column of data can only hold boolean, numeric (including date/time ...

## **QUERY - Справка - Редакторы Google Документов**

Выполняет запросы на базе языка запросов API визуализации Google. Пример использования QUERY (A2:E6; "select avg (A) pivot B") QUERY (A2:E6; F2; ЛОЖЬ) ...

## **[GOOGLE SHEETS] FUNCIÓN QUERY: USO DE LA CLÁUSULA SELECT**

[GOOGLE SHEETS] FUNCIÓN QUERY: USO DE LA CLÁUSULA SELECT Compartir Si la reproducción no empieza en breve, prueba a reiniciar el dispositivo. Los vídeos que veas ...

## **[video] [GOOGLE SHEETS] FUNCIÓN QUERY: FUNCIONES DE ...**

Ver en [GOOGLE SHEETS] FUNCIÓN QUERY: FUNCIONES DE AGREGACIÓN: SUM, AVG, COUNT, MIN y MAX 652 visualizaciones 4 votos a favor

## **Set default search engine and site search shortcuts**

Set your default search engine On your computer, open Chrome. At the top right, select More Settings. Select Search engine. Next to "Search engine used in the address bar," select the ...

## **QUERY - Ayuda de Editores de Documentos de Google**

QUERY Ejecuta una consulta sobre los datos con el lenguaje de consultas del API de visualización de Google. Ejemplo de uso QUERY(A2:E6;"select avg(A) pivot B") ...

## ***Search by latitude & longitude in Google Maps***

On your computer, open Google Maps. On the map, right-click the place or area. A pop-up window appears. At the top, you can find your latitude and longitude in decimal format. To copy ...

## **Consulta Query de varias hojas - Google Help**

Consulta Query de varias hojas Hola es mi primera vez con formulas en planillas de google sepan disculpar. Tengo esta formula que trae los datos de la Hoja 1 y funciona perfecto:

## ***Refine searches in Gmail - Computer - Gmail Help***

Use a search operator On your computer, go to Gmail. At the top, click the search box. Enter a search operator. Tips: After you search, you can use the results to set up a filter for these ...

Enhance your grammar skills with our identifying nouns and verbs worksheet! Perfect for students and educators. Discover how to master parts of speech today!

[Back to Home](#)