
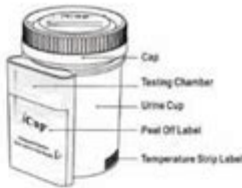


Idrivesafely Drug And Alcohol Test Answers



iCup® Drug Test

Drug Test Interpretation Quiz



I. MULTIPLE CHOICE

- When collecting specimen in a cup, what should the temperature range be?
 - 90-100° Celsius
 - 85-95° Fahrenheit
 - 90-100° Fahrenheit
 - 85-95° Celsius
- The absence of a line next to a T or number line indicates a _____ for that particular drug.
 - Non negative
 - Negative
 - Invalid
 - All of the above

ANSWER: _____
- The specimen validity test or SVT strip checks for:
 - Oxidants
 - Specific gravity
 - Ph
 - All of the above

ANSWER: _____
- Negative results may be interpreted as soon as all lines are visible. Non negative results should only be interpreted at _____.
 - 10 minutes
 - 1 minute
 - 3 minutes
 - 5 minutes

ANSWER: _____

II. MATCHING (Match the appropriate abbreviation to the drug name)

1. Marijuana	_____	COC
2. Amphetamines	_____	PCP
3. Cocaine	_____	mAMP
4. Opiates/Morphine	_____	AMP
5. Phencyclidine	_____	OPI
6. Methamphetamine	_____	THC

Please fill out your contact information to receive a Certificate of Completion:


Name _____


Company _____


Address _____

Phone (____) _____

III. IDENTIFY THE RESULTS AS EITHER: NON NEGATIVE, NEGATIVE, OR INVALID







Idrivesafely drug and alcohol test answers are a crucial component of many driving safety courses offered by various organizations, including iDriveSafely. These tests are designed to educate individuals on the dangers of drug and alcohol use while driving and assess their understanding of the laws and regulations surrounding these substances. This article will explore the importance of drug and alcohol tests, the structure of these assessments, common questions and answers, and tips for success.

Understanding the Importance of Drug and Alcohol Tests

The main purpose of drug and alcohol tests in driving safety programs is to ensure that drivers are aware of the risks associated with impaired driving.

The consequences of driving under the influence (DUI) are severe, including legal penalties, increased insurance rates, and, most importantly, the risk of accidents that can lead to injuries or fatalities.

1. **Legal Implications:** DUI laws are strict, and being caught driving while impaired can lead to hefty fines, license suspension, or even jail time.
2. **Safety Concerns:** Impaired driving is a leading cause of accidents on the road. Understanding the effects of drugs and alcohol can help drivers make informed decisions.
3. **Public Awareness:** By taking these tests, drivers contribute to a broader culture of safety, promoting awareness and responsibility among peers.

Structure of the iDriveSafely Drug and Alcohol Test

The iDriveSafely drug and alcohol tests typically consist of multiple-choice questions that cover a range of topics, including the effects of various substances, legal limits for blood alcohol content (BAC), and the consequences of impaired driving.

Components of the Test

The structure of the test generally includes:

- **Multiple-Choice Questions:** These questions assess knowledge about drugs, alcohol, and their effects on driving.
- **Scenario-Based Questions:** Participants may be presented with hypothetical situations that require them to apply their knowledge to determine the best course of action.
- **True or False Questions:** These questions can help clarify common misconceptions about drug and alcohol use and driving.

Common Questions and Answers

While specific questions on the iDriveSafely drug and alcohol test may vary, there are common themes that appear frequently. Below are some typical questions and their answers:

1. What is the legal limit for blood alcohol content (BAC) in most states?

- **Answer:** The legal limit for BAC is typically 0.08% for drivers aged 21 and over. For commercial drivers, the limit is often lower, at 0.04%. Some states have zero-tolerance laws for drivers under 21, meaning any detectable alcohol can lead to penalties.

2. How does alcohol affect driving ability?

- Answer: Alcohol impairs cognitive functions, coordination, and reaction times. It can affect a driver's ability to make sound judgments and respond quickly to changing road conditions.

3. What should you do if you suspect a driver is under the influence?

- Answer: If you suspect a driver is impaired, it's best to keep your distance and report the vehicle to local authorities. Do not engage with the driver.

4. Can prescription drugs impair driving?

- Answer: Yes, many prescription medications can impair driving. It's important to consult with a healthcare provider about the potential effects of any medication on your ability to drive.

5. What are the consequences of refusing a breathalyzer test?

- Answer: Refusing a breathalyzer test can lead to automatic penalties, including license suspension and fines, regardless of whether the driver is ultimately charged with DUI.

Tips for Success on the Test

To succeed on the iDriveSafely drug and alcohol test, consider the following tips:

- **Study the Material:** Before taking the test, familiarize yourself with the course content. Review notes and any provided study materials.
- **Practice Sample Questions:** Many online resources offer practice questions that can help you get a feel for the format and types of questions you may encounter.
- **Take Your Time:** During the test, read each question carefully and take your time to consider your answers. Rushing can lead to mistakes.
- **Understand Key Terms:** Make sure you understand key terms related to drug and alcohol use, such as "BAC," "impaired driving," and "zero-tolerance laws."
- **Stay Calm:** Test anxiety can impact performance. Practice relaxation techniques to help maintain focus.

Conclusion

The iDriveSafely drug and alcohol test is an essential part of promoting safe driving practices. By understanding the implications of drug and alcohol use and being aware of the laws surrounding these substances, drivers can make informed choices and contribute to safer roads.

Preparing for the test by studying the material, practicing sample questions, and understanding key concepts will enhance your chances of success. Remember, the ultimate goal of these tests is not just to pass but to foster a culture of safety and responsibility in driving habits. Whether you are a new driver or someone looking to refresh your knowledge, understanding the risks associated with impaired driving is vital for your safety and the safety of others on the road.

Frequently Asked Questions

What is the purpose of the iDriveSafely drug and alcohol test?

The iDriveSafely drug and alcohol test is designed to educate individuals about the effects of drugs and alcohol on driving, helping them understand the legal and safety implications.

Are the answers to the iDriveSafely drug and alcohol test available online?

No, the answers to the iDriveSafely drug and alcohol test are not publicly available as it is intended to assess knowledge and understanding of substance effects on driving.

How can I prepare for the iDriveSafely drug and alcohol test?

To prepare for the iDriveSafely drug and alcohol test, study the provided course materials thoroughly, review state-specific laws, and familiarize yourself with the signs of impairment.

What topics are covered in the iDriveSafely drug and alcohol test?

The test covers topics such as the effects of alcohol and drugs on driving abilities, legal limits for blood alcohol concentration (BAC), and the consequences of impaired driving.

Is the iDriveSafely drug and alcohol test mandatory?

The iDriveSafely drug and alcohol test may be mandatory for certain individuals, such as those seeking to reinstate their driver's license after a DUI or completing a court-ordered program.

Can I retake the iDriveSafely drug and alcohol test if I fail?

Yes, if you fail the iDriveSafely drug and alcohol test, you typically have the option to retake it after a specified period or upon completing any required courses.

What is the passing score for the iDriveSafely drug and alcohol test?

The passing score for the iDriveSafely drug and alcohol test is typically 70%, though this may vary by state or specific course requirements.

How long does it take to complete the iDriveSafely drug and alcohol test?

The duration to complete the iDriveSafely drug and alcohol test varies but usually takes between 2 to 6 hours, depending on the individual's pace and the specific course structure.

Find other PDF article:

<https://soc.up.edu.ph/23-write/files?trackid=gqR11-4412&title=forensic-and-investigative-accounting-solution-manual.pdf>

Idrivesafely Drug And Alcohol Test Answers

Opendoor Technologies Analyst Ratings and Price Targets - Benzinga

The latest price target for Opendoor Technologies (NASDAQ:OPEN) was reported by UBS on March 4, 2025. The analyst firm set a price target for \$1.20 expecting OPEN to fall to within 12 ...

Opendoor Technologies (OPEN) Stock Forecast & Price Targets

4 days ago · The 5 analysts that cover Opendoor stock have a consensus rating of "Hold" and an average price target of \$1.7, which forecasts a -24.44% decrease in the stock price over the ...

Opendoor Technologies Inc (OPEN) Stock Forecast, Price ... - TipRanks

Based on 5 Wall Street analysts offering 12 month price targets for Opendoor Technologies in the last 3 months. The average price target is \$0.83 with a high forecast of \$1.00 and a low ...

OPEN: Average Analyst Price Target is \$25 - StockNews

OPENDOOR TECHNOLOGIES INC's upside potential (average analyst target price relative to current price) is higher than 4138.56% of Real Estate stocks. In the context of Real Estate ...

What is the current Price Target and Forecast for Opendoor ...

4 days ago · Price Target Based on short-term price targets offered by eight analysts, the average price target for Opendoor Technologies Inc. comes to \$1.14. The forecasts range from a low of ...

OPEN | Opendoor Technologies Inc. Analyst Estimates & Ratings ...

Opendoor Technologies Inc. analyst ratings, historical stock prices, earnings estimates & actuals.
OPEN updated stock price target summary.

OPEN Stock Price Target | Opendoor Technologies Analyst Ratings

Where is Opendoor Technologies stock heading? Wall Street analysts weigh in with their latest ratings and OPEN price targets at PriceTargets.com.

Opendoor Technologies Inc. (OPEN) Stock Forecast, Price Target...

Jul 21, 2025 · Get detailed forecast and price target charts for Opendoor Technologies Inc. stock on Seeking Alpha. Click here to see the forecast for OPEN stock

Opendoor Technologies Inc. Analyst Estimates - MarketWatch

Jul 21, 2025 · Opendoor Technologies Inc. analyst estimates, including OPEN earnings per share estimates and analyst recommendations.

OPEN Stock Forecast & Price Target | Opendoor Technologies ...

Jan 3, 2025 · OPEN Stock Price Forecast The average stock forecast for Opendoor Technologies Inc (OPEN) in the next 12 months is 1.18 USD. This price target corresponds to an upside of ...

Opendoor Technologies (OPEN) Stock Forecast & Price Target

4 days ago · According to the 6 analysts' twelve-month price targets for Opendoor Technologies, the average price target is \$1.55. The highest price target for OPEN is \$1.85, while the lowest ...

Opendoor Technologies Inc.: Target Price Consensus and Analysts ...

4 days ago · Opendoor Technologies Inc. analysts consensus, targets, ratings and recommendations | Nasdaq: OPEN | Nasdaq

How Long Do You Soak Driftwood for Aquarium to Ensure Optimal ...

Feb 6, 2025 · Discover how long to soak driftwood before adding it to your aquarium for optimal health and aesthetics. This article details the soaking process, highlighting the removal of ...

How Long To Soak Driftwood For Aquarium? A Complete Guide

Jan 15, 2025 · Soaking driftwood is a crucial step in preparing it for a safe and enriching addition to your aquarium. By following the guidelines outlined in this guide, you can ensure that your ...

How to Soak Driftwood for Aquariums Properly: 8 Easy Steps

It's essential to understand the purpose of soaking driftwood and how to do it correctly. In this short guide, I'll take you on a journey to show you the ropes on how to properly soak driftwood ...

How Long to Soak Driftwood for Aquarium: Essential Tips for ...

Jan 27, 2025 · Discover the essentials of soaking driftwood for your aquarium in our comprehensive guide. Learn how long to soak your wood — typically 1 to 2 weeks — to ...

How to Prepare Driftwood Aquarium: A Step-by-Step Guide to ...

Jan 17, 2025 · It adds a natural and rustic look to your aquarium. You should have one if you want to display a unique and stunning aquarium for your aquatic pets. Does driftwood aquarium ...

How to Prepare Driftwood for Your Aquarium: Tips and Tricks for a ...

Feb 21, 2025 · How do I prepare driftwood for my aquarium? To prepare driftwood for your aquarium, you should first soak it in water for several days to remove any tannins or impurities. ...

How Long Does Driftwood Need To Soak? - Driftwood 4 Us

Jan 28, 2024 · Discover how long it takes for driftwood to fully soak and prepare for various purposes. Learn the reasons behind soaking, factors affecting time, and different soaking ...

How to Get Driftwood to Sink in Aquarium: 5 Easy Methods for ...

Feb 9, 2025 · Simply tie a fishing line or nylon string around the wood, attach the weight, and submerge it in the water. Alternatively, you can boil or soak the driftwood until it becomes ...

How Long Soak Driftwood Aquarium for Best Results in Fish ...

Jan 10, 2025 · Discover the essential guide to soaking driftwood for your aquarium. Learn how long to soak different types, from Mopani to Malaysian wood, to prevent harmful leaching and ...

How To Prepare Driftwood For An Aquarium: Everything You Need ...

Mar 15, 2024 · Key Takeaways: Ensure driftwood is safe for aquarium use by buying from a local fish store or cleaning and curing it yourself. Cleaning involves scrubbing and soaking the wood ...

Unlock the key to passing your iDriveSafely drug and alcohol test with expert answers and tips. Discover how to prepare effectively and succeed today!

[Back to Home](#)