








How To Write A Biography For Kids Worksheet

HOW TO WRITE A BIOGRAPHY

<p>BIRTH</p>	<ul style="list-style-type: none"> - He / she was born on + date (on June 22- 1976) - He / she was born in + year (in 1976) - He/ she was born in + place (in London) 
<p>FAMILY</p> 	<ul style="list-style-type: none"> - He/ she had ... sisters and ... brothers // He/she was an only child. - His / her father was a ... and his / her mother was a ... - His / her parents were ... - His/her father's name was ... and his/her mother's name was ...
<p>CHILDHOOD</p>	<ul style="list-style-type: none"> - He / she lived in + place (in Bristol). - He / she spent his/her childhood in ... with his/her ... (with his aunt). - He / she was brought up by his/her ... (by his aunt). 
<p>EDUCATION</p> 	<ul style="list-style-type: none"> - He / she studied ... (History and French). - He /she went to ... school/college/ university in ... - He / she attended a public (= private) school. - He / she didn't go to school. - He/ she was educated at home by his/her ... (by his father). - He wanted to be a ... (a journalist). - He was interested in ...
<p>MARRIAGE</p> 	<ul style="list-style-type: none"> - He/ she married ... in ... (He married Linda in 1986). - He / she got married to ... in ... (He got married to Linda in 1986). - He / she never married . He / she was single.
<p>CHILDREN</p>	<ul style="list-style-type: none"> - He / she had ... children : ... daughters and ... sons. - He / she didn't have any children. 
<p>JOB</p>	<ul style="list-style-type: none"> - He / she was a/an ... (a famous writer/ an English painter). - He/ she first worked as a ... (a cook) in ... (in a restaurant). - He / she became a ... (a journalist) in ...
<p>REASONS FOR CELEBRITY</p>	<ul style="list-style-type: none"> - He/ she became famous in ... because ... - He/ she wrote ... /composed ... /painted ... / discovered ... / invented ... / created ... / became ... / won ... / acted in ...
<p>DEATH</p> 	<ul style="list-style-type: none"> - He / she died on + date (on May 31- 1845) / in + year (in 1845). - He / she died of a cancer/ a heart attack/ old age / a disease. - He / she committed suicide. - He/ she was murdered/ assassinated. - He / she died in a car accident / in a plane crash. - He died at the age of ... - He was ... (years old) when he died.

How to write a biography for kids worksheet is an essential skill that can help young learners understand the lives and contributions of notable figures. Writing a biography not only enhances children's writing abilities but also introduces them to research, critical thinking, and storytelling. In this article, we will explore the essential components of a biography, provide tips for creating an engaging worksheet, and offer practical examples to help educators and parents guide children in writing their own biographies.

Understanding the Basics of a Biography

Before creating a biography for kids worksheet, it's important to clarify what a biography is. A biography is a written account of another person's life. It details significant events, achievements, and experiences that have shaped an individual's journey. When writing a biography for children, the language should be simple, engaging, and informative.

Key Components of a Biography

When teaching kids how to write a biography, it's vital to focus on the following components:

1. **Introduction:** A brief overview of who the person is and why they are significant.
2. **Early Life:** Information about the person's childhood, family background, and education.
3. **Career Highlights:** Major accomplishments and milestones in the person's career.
4. **Personal Life:** Insights into the individual's family, hobbies, and interests outside of work.
5. **Legacy:** The lasting impact of the person's work and contributions to society.

Each of these sections will help children organize their thoughts and create a cohesive biography.

Creating an Engaging Biography Worksheet for Kids

A well-structured worksheet can make the process of writing a biography enjoyable and informative. Here's how to create a biography for kids worksheet:

1. Choose the Right Format

Decide on the format of the worksheet. You can choose a simple template, an interactive format, or a combination of both. Here are some ideas:

- **Template Format:** Provide fill-in-the-blank sections for each component of the biography.

- **Interactive Format:** Incorporate activities such as drawing a picture or creating a timeline.
- **Digital Format:** Use online tools where kids can input their information and create a digital biography.

2. Include Guiding Questions

To help kids think critically about the individual they are writing about, provide guiding questions alongside each section. For example:

- **Introduction:** Who is this person, and why are they important?
- **Early Life:** Where was this person born? What was their childhood like?
- **Career Highlights:** What are some major achievements in their career?
- **Personal Life:** What hobbies or interests does this person have?
- **Legacy:** How has this person influenced others?

These questions will prompt kids to think deeply and provide more detailed answers.

3. Provide Examples

Including examples of short biographies can inspire children and give them a clear understanding of what a completed biography looks like. You might provide a brief biography of a well-known figure, such as:

- **Albert Einstein:** A physicist known for his theory of relativity, Einstein's work changed the way we understand space and time.
- **Malala Yousafzai:** An advocate for girls' education, Malala survived an assassination attempt and continues to fight for education rights worldwide.
- **Rosa Parks:** Known as the "Mother of the Civil Rights Movement," Parks' refusal to give up her bus seat sparked a nationwide movement for equality.

These examples can help kids visualize how to structure their own biographies.

4. Incorporate Creative Elements

Encourage creativity by allowing kids to express their thoughts and ideas in various ways. For instance:

- **Draw a Picture:** Have kids draw a portrait of the person they are writing about.
- **Create a Timeline:** Ask kids to illustrate key events in the person's life on a timeline.
- **Word Cloud:** Kids can create a word cloud using adjectives that describe the person.

These activities can make the writing process more engaging and memorable.

Tips for Educators and Parents

As you guide children in writing their biographies, consider these tips:

1. Encourage Research

Teach kids the importance of researching their subject. Encourage them to use books, online resources, and documentaries to gather information. They can even conduct interviews with family members or friends to learn more about the person's impact.

2. Promote Collaboration

Consider organizing group activities where children can share their biographies with each other. This not only fosters a sense of community but also allows them to learn from their peers.

3. Be Supportive and Provide Feedback

As children draft their biographies, provide constructive feedback. Encourage them to revise their work based on your suggestions. Celebrate their progress and efforts to boost their confidence.

4. Celebrate Completed Biographies

Once the biographies are complete, host a presentation day where kids can share their

work. This can be a fun way to showcase their learning and appreciate each other's efforts.

Conclusion

Creating a biography for kids worksheet is a valuable educational tool that can ignite a passion for writing and research in young learners. By understanding the essential components of a biography, using an engaging worksheet format, and incorporating creative elements, educators and parents can effectively guide children in this enriching writing experience. With the right approach, kids will not only learn about influential figures but also develop their skills as writers and storytellers.

Frequently Asked Questions

What is the purpose of a biography for kids worksheet?

The purpose of a biography for kids worksheet is to help children learn how to gather information about a person's life, organize that information, and present it in an engaging way.

What key elements should be included in a biography for kids?

Key elements should include the person's name, birth date, early life, major accomplishments, challenges faced, and their impact on the world.

How can I make the biography worksheet age-appropriate?

To make the worksheet age-appropriate, use simple language, relatable examples, and engaging visuals that resonate with the children's experiences and interests.

What activities can accompany the biography worksheet?

Activities can include drawing a timeline of the person's life, creating a poster, or presenting their biography to the class.

How can I encourage creativity in writing a biography?

Encourage creativity by allowing kids to include fun facts, draw illustrations, or even write a fictional diary entry from the perspective of the person they are writing about.

What resources can help kids research for their

biography?

Resources can include books, documentaries, reputable websites, and even interviews with family members or friends who might know the person well.

How long should a biography for kids be?

A biography for kids should generally be between one to two pages, depending on the age group and the complexity of the subject.

What challenges might kids face when writing a biography?

Challenges might include difficulty in finding reliable information, organizing their thoughts, or understanding the significance of the person's achievements.

How can I assess the completed biography worksheet?

Assessment can be done through a rubric that evaluates accuracy of information, creativity, clarity of writing, and overall presentation.

Find other PDF article:

<https://soc.up.edu.ph/48-shade/pdf?trackid=Rlx34-9923&title=prentice-hall-literature-grade-12.pdf>

How To Write A Biography For Kids Worksheet

ATTEMPTED WRITE TO READONLY MEMORY [REDACTED] [REDACTED] ...

Oct 2, 2024 · 0x000000BE"ATTEMPTED_WRITE_TO_READONLY_MEMORY" ...

write for write to -

Apr 21, 2016 · write to 妈妈, 妈妈Please remind me to write to my mother tomorrow. 妈妈
妈妈. write for 妈妈 妈妈He does not just write ...

```
write□□□□□□□□□□□□ □□□□
```

Nov 30, 2016 · write wrote write written write [raɪt] [raɪt] v. 1 write a book 2 write a book report 3 ...

offset write off

Nov 23, 2024 · write off offset

diskgenius (diskgenius ...

Jun 28, 2024 ·
 ...

we write -

we write 1 *We Write* *We Write* 2 ...

write. as

Jul 30, 2024 · *Write.as* 10 ...

Discover how to write a biography for kids with our engaging worksheet! Easy tips and fun activities make learning about life stories enjoyable. Learn more!

[Back to Home](#)