


# How To Use A Protractor Worksheet

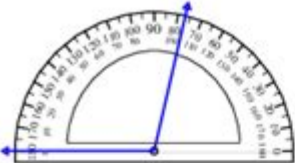


Determining Angles with Protractors

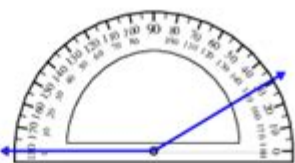
Name: \_\_\_\_\_

Use the protractor to determine each angle.

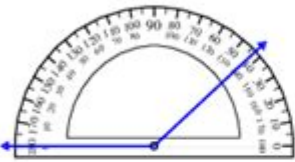
1)



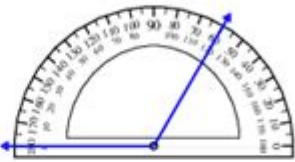
2)



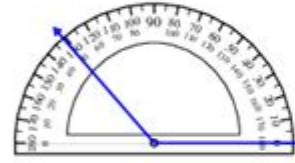
3)



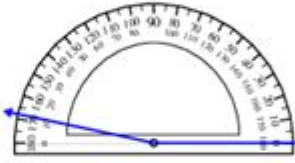
4)



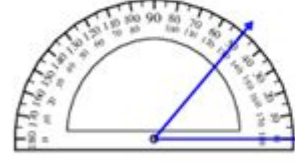
5)



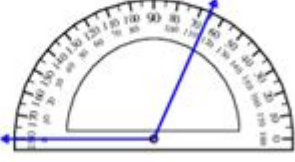
6)




7)



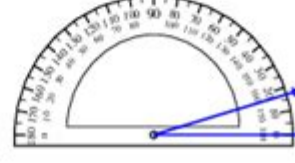
8)



9)



10)



Math

www.CommonCoreSheets.com

1

1-10 90 80 70 60 50 40 30 20 10 0

Answers

1. \_\_\_\_\_

2. \_\_\_\_\_

3. \_\_\_\_\_

4. \_\_\_\_\_

5. \_\_\_\_\_

6. \_\_\_\_\_

7. \_\_\_\_\_

8. \_\_\_\_\_

9. \_\_\_\_\_

10. \_\_\_\_\_

## UNDERSTANDING PROTRACTORS AND THEIR USES

A PROTRACTOR IS A VITAL TOOL IN GEOMETRY, DESIGNED FOR MEASURING ANGLES IN DEGREES. IT IS AN ESSENTIAL INSTRUMENT IN VARIOUS FIELDS SUCH AS ENGINEERING, ARCHITECTURE, AND GRAPHIC DESIGN. USING A PROTRACTOR WORKSHEET EFFECTIVELY CAN HELP STUDENTS AND PROFESSIONALS ALIKE MASTER THE SKILL OF ANGLE MEASUREMENT. IN THIS ARTICLE, WE WILL EXPLORE HOW TO USE A PROTRACTOR WORKSHEET, MAKING THE PROCESS STRAIGHTFORWARD AND EDUCATIONAL.

## WHAT IS A PROTRACTOR WORKSHEET?

A PROTRACTOR WORKSHEET IS AN EDUCATIONAL TOOL THAT PROVIDES EXERCISES RELATED TO ANGLE MEASUREMENT USING A PROTRACTOR. IT TYPICALLY INCLUDES DIAGRAMS, ANGLE MEASUREMENT TASKS, AND SOMETIMES EVEN CHALLENGES THAT

REQUIRE THE APPLICATION OF ANGLE PROPERTIES. THESE WORKSHEETS CAN HELP USERS UNDERSTAND HOW TO USE A PROTRACTOR AND ENHANCE THEIR SKILLS IN MEASURING ANGLES ACCURATELY.

## COMPONENTS OF A PROTRACTOR WORKSHEET

BEFORE DIVING INTO THE PRACTICAL USE OF A PROTRACTOR WORKSHEET, IT'S ESSENTIAL TO UNDERSTAND ITS COMPONENTS:

1. PROTRACTOR DIAGRAM: MOST WORKSHEETS DISPLAY A PROTRACTOR DIAGRAM THAT ILLUSTRATES HOW TO READ ANGLES.
2. ANGLE DIAGRAMS: THESE ARE USUALLY SHOWN WITH LINES INTERSECTING AT A VERTEX, FORMING ANGLES THAT NEED TO BE MEASURED.
3. INSTRUCTIONS: CLEAR INSTRUCTIONS GUIDE THE USER ON HOW TO APPROACH THE PROBLEMS PRESENTED.
4. ANSWER KEY: SOME WORKSHEETS PROVIDE AN ANSWER KEY FOR SELF-ASSESSMENT.

## HOW TO USE A PROTRACTOR WORKSHEET

USING A PROTRACTOR WORKSHEET EFFECTIVELY INVOLVES SEVERAL STEPS. BELOW IS A STRUCTURED APPROACH TO MAXIMIZE YOUR LEARNING EXPERIENCE.

### 1. GATHER YOUR MATERIALS

BEFORE STARTING WITH THE WORKSHEET, ENSURE YOU HAVE THE FOLLOWING MATERIALS:

- A PROTRACTOR
- A RULER
- A PENCIL
- AN ERASER
- THE PROTRACTOR WORKSHEET

### 2. UNDERSTANDING THE PROTRACTOR

BEFORE USING THE WORKSHEET, FAMILIARIZE YOURSELF WITH THE PROTRACTOR'S COMPONENTS:

- BASE LINE: THE STRAIGHT EDGE AT THE BOTTOM OF THE PROTRACTOR.
- CENTER HOLE: THE SMALL HOLE AT THE MIDPOINT OF THE BASE LINE, OFTEN USED TO ALIGN WITH THE VERTEX OF AN ANGLE.
- DEGREE SCALE: THE CURVED EDGE OF THE PROTRACTOR HAS DEGREE MARKINGS, TYPICALLY FROM  $0^{\circ}$  TO  $180^{\circ}$  OR EVEN UP TO  $360^{\circ}$  ON SOME PROTRACTORS.

### 3. REVIEWING THE INSTRUCTIONS

READ THE INSTRUCTIONS ON THE WORKSHEET CAREFULLY. THIS WILL OFTEN INCLUDE:

- HOW TO POSITION THE PROTRACTOR CORRECTLY.
- HOW TO MEASURE ANGLES ACCURATELY.
- ANY SPECIFIC TASKS OR CHALLENGES PRESENTED IN THE WORKSHEET.

## 4. MEASURING ANGLES

FOLLOW THESE STEPS TO MEASURE ANGLES AS OUTLINED IN YOUR WORKSHEET:

1. **ALIGN THE PROTRACTOR:** PLACE THE PROTRACTOR'S CENTER HOLE OVER THE ANGLE'S VERTEX. MAKE SURE THE BASE LINE OF THE PROTRACTOR ALIGNS WITH ONE SIDE OF THE ANGLE.
2. **READ THE SCALE:** DETERMINE WHICH DEGREE SCALE TO USE. IF THE ANGLE OPENS TO THE RIGHT, USE THE INNER SCALE. IF IT OPENS TO THE LEFT, USE THE OUTER SCALE.
3. **FIND THE ANGLE MEASUREMENT:** MOVE ALONG THE SCALE UNTIL YOU REACH THE OTHER SIDE OF THE ANGLE. THE POINT WHERE THE OTHER SIDE MEETS THE SCALE IS THE ANGLE'S MEASUREMENT.

## 5. COMPLETING THE WORKSHEET

AFTER MEASURING THE ANGLES ON THE WORKSHEET, WRITE THE MEASUREMENTS IN THE DESIGNATED AREAS. ENSURE YOUR ANSWERS ARE CLEAR AND LEGIBLE. IF THE WORKSHEET INCLUDES ADDITIONAL TASKS, SUCH AS DRAWING ANGLES OR SOLVING PROBLEMS BASED ON THE MEASUREMENTS, COMPLETE THOSE AS WELL.

## 6. SELF-ASSESSMENT

IF YOUR PROTRACTOR WORKSHEET INCLUDES AN ANSWER KEY, USE IT TO CHECK YOUR WORK. HERE'S HOW TO EFFECTIVELY ASSESS YOUR ANSWERS:

- COMPARE YOUR MEASUREMENTS WITH THE PROVIDED ANSWERS.
- IDENTIFY ANY MISTAKES AND UNDERSTAND WHERE YOU WENT WRONG.
- RE-MEASURE ANY ANGLES YOU GOT INCORRECT TO REINFORCE YOUR LEARNING.

## TIPS FOR EFFECTIVE USE OF PROTRACTOR WORKSHEETS

TO ENHANCE YOUR EXPERIENCE WITH PROTRACTOR WORKSHEETS, CONSIDER THE FOLLOWING TIPS:

- **PRACTICE REGULARLY:** CONSISTENT PRACTICE CAN SIGNIFICANTLY IMPROVE YOUR ANGLE MEASUREMENT SKILLS. USE MULTIPLE WORKSHEETS TO DIVERSIFY YOUR LEARNING.
- **USE DIFFERENT TYPES OF PROTRACTORS:** FAMILIARIZE YOURSELF WITH BOTH STANDARD AND SCIENTIFIC PROTRACTORS TO UNDERSTAND VARIOUS MEASUREMENT TECHNIQUES.
- **WORK IN GROUPS:** COLLABORATING WITH PEERS CAN PROVIDE DIFFERENT PERSPECTIVES AND FACILITATE DISCUSSION AROUND CHALLENGES FACED DURING MEASUREMENT.
- **ENGAGE WITH DIGITAL RESOURCES:** MANY ONLINE PLATFORMS OFFER INTERACTIVE PROTRACTOR WORKSHEETS AND TUTORIALS THAT CAN COMPLEMENT YOUR LEARNING EXPERIENCE.
- **ASK FOR HELP:** IF YOU'RE STRUGGLING WITH CERTAIN CONCEPTS OR MEASUREMENTS, DON'T HESITATE TO ASK A TEACHER OR A PEER FOR ASSISTANCE.

# APPLICATIONS OF PROTRACTOR WORKSHEETS

PROTRACTOR WORKSHEETS ARE NOT JUST LIMITED TO ACADEMIC PURPOSES; THEY HAVE REAL-WORLD APPLICATIONS AS WELL:

## 1. EDUCATION

PROTRACTOR WORKSHEETS ARE COMMONLY USED IN CLASSROOMS TO TEACH STUDENTS ABOUT ANGLES, GEOMETRY, AND MEASUREMENT. THEY SERVE AS PRACTICE TOOLS THAT REINFORCE FUNDAMENTAL CONCEPTS.

## 2. ENGINEERING

IN ENGINEERING, PRECISE ANGLE MEASUREMENT IS CRUCIAL. PROFESSIONALS OFTEN USE PROTRACTOR WORKSHEETS TO SKETCH DESIGNS AND ENSURE THE ACCURACY OF THEIR PLANS.

## 3. GRAPHIC DESIGN

GRAPHIC DESIGNERS UTILIZE ANGLES TO CREATE VISUALLY APPEALING LAYOUTS. PROTRACTOR WORKSHEETS CAN HELP IN PRACTICING ANGLE MEASUREMENT FOR DESIGNS AND ARTWORK.

## CONCLUSION

USING A PROTRACTOR WORKSHEET IS AN EFFECTIVE WAY TO DEVELOP YOUR SKILLS IN MEASURING ANGLES ACCURATELY. BY UNDERSTANDING THE COMPONENTS OF A PROTRACTOR, FOLLOWING STRUCTURED STEPS FOR MEASUREMENT, AND APPLYING PRACTICAL TIPS, YOU CAN ENHANCE YOUR LEARNING EXPERIENCE. WHETHER FOR ACADEMIC PURPOSES OR PROFESSIONAL APPLICATIONS, MASTERING THE USE OF A PROTRACTOR IS A VALUABLE SKILL THAT WILL SERVE YOU WELL IN VARIOUS FIELDS. EMBRACE THE LEARNING JOURNEY, AND DON'T HESITATE TO EXPLORE ADDITIONAL RESOURCES AND WORKSHEETS TO FURTHER ENHANCE YOUR UNDERSTANDING OF ANGLES AND GEOMETRY.

## FREQUENTLY ASKED QUESTIONS

### WHAT IS A PROTRACTOR WORKSHEET?

A PROTRACTOR WORKSHEET IS AN EDUCATIONAL RESOURCE DESIGNED TO HELP STUDENTS LEARN HOW TO MEASURE AND DRAW ANGLES USING A PROTRACTOR.

### HOW DO I PROPERLY ALIGN A PROTRACTOR WITH THE ANGLE?

TO ALIGN A PROTRACTOR, PLACE THE MIDPOINT (OR ORIGIN) OF THE PROTRACTOR ON THE VERTEX OF THE ANGLE, ENSURING THAT ONE SIDE OF THE ANGLE ALIGNS WITH THE BASELINE (0-DEGREE LINE) OF THE PROTRACTOR.

### WHAT ARE THE KEY COMPONENTS OF A PROTRACTOR THAT I SHOULD KNOW?

KEY COMPONENTS OF A PROTRACTOR INCLUDE THE BASELINE, THE DEGREE MARKINGS (USUALLY FROM 0 TO 180 OR 0 TO 360 DEGREES), AND THE CENTER POINT, WHICH IS USED FOR ALIGNMENT.

## How do I measure an angle using a protractor worksheet?

To measure an angle, align the protractor as described, then read the degree measurement where the other side of the angle intersects the degree markings on the protractor.

## Can I use a protractor worksheet for both measuring and drawing angles?

Yes, a protractor worksheet can be used for both measuring existing angles and drawing new angles by marking the appropriate degree measurement on the paper.

## What should I do if my protractor worksheet has unclear markings?

If the markings are unclear, try to use a different protractor or print a new worksheet. You can also use a ruler to help measure angles more accurately.

## Are there any online resources that provide interactive protractor worksheets?

Yes, many educational websites offer interactive protractor worksheets that allow users to practice measuring and drawing angles digitally.

Find other PDF article:

<https://soc.up.edu.ph/32-blog/pdf?ID=pia76-2327&title=ib-history-paper-1-2013.pdf>

## How To Use A Protractor Worksheet

### **Create a Gmail account - Google Help**

Create an account Tip: To use Gmail for your business, a Google Workspace account might be better for you than ...

### *Chat Support Help*

Official Chat Support Help Center where you can find tips and tutorials on using Chat Support and other answers to ...

### *Download and install Google Chrome*

To use Chrome on Mac, you need macOS Big Sur 11 and up. If you don't know the admin password, drag ...

### **Make Google your default search engine - Google Search...**

To get results from Google each time you search, you can make Google your default search engine. Set Google as ...

### **Get started with Google Play**

What you can do with Google Play Get games for Android devices and Chromebooks. Download Google ...

### **Create a Gmail account - Google Help**

Create an account Tip: To use Gmail for your business, a Google Workspace account might be better

for you than a personal Google Account. With Google Workspace, you get increased ...

### *Chat Support Help*

Official Chat Support Help Center where you can find tips and tutorials on using Chat Support and other answers to frequently asked questions.

### *Download and install Google Chrome*

To use Chrome on Mac, you need macOS Big Sur 11 and up. If you don't know the admin password, drag Chrome to a place on your computer where you can make edits, like your ...

### *Make Google your default search engine - Google Search Help*

To get results from Google each time you search, you can make Google your default search engine. Set Google as your default on your browser If your browser isn't listed below, check its ...

### **Get started with Google Play**

What you can do with Google Play Get games for Android devices and Chromebooks. Download Google Play Games Mobile App. Rent or buy movies and TV shows. Download the Google TV ...

### *Printer keeps going "offline" Windows 11 - Microsoft Community*

Feb 18, 2024 · My printer has worked fine until a month or two. Since then it keeps going offline. I have updated software drivers etc. I need to poke around with troubleshooters etc every time ...

### **M365 Copilot-created file placed at unreachable URL: - Microsoft ...**

Jun 25, 2025 · When I asked M365 Copilot to generate a PPT for me, it said it had done so and placed it at a link beginning with "sandbox:/mnt/data". However, this is not a clickable link and I ...

### **Microsoft Support and Recovery Assistant for Office 365**

Doesn't support MFA. Tried to diagnose Outlook 2016 (with ADAL enabled) that keeps asking for authentication, but the tool says I need to use an app password. Enabling ADAL means you ...

### **Someone sent me a contact group as an attachment. I want to ...**

Someone sent me a contact group as an attachment. I want to save it in my contacts. How do I do this?

### **Get started with Google Photos - Computer - Google Photos Help**

The activity-based personalization setting allows Google Photos to show you even more personalized memories based on how you interact with features in Photos. To further ...

Master the art of angles with our guide on how to use a protractor worksheet. Enhance your skills and confidence. Discover how today!

[Back to Home](#)