

How To Start A Tree Farm Business



How to start a tree farm business can be an exciting venture for those passionate about agriculture, sustainability, and the environment. A tree farm can provide various benefits, including a source of income, environmental conservation, and the opportunity to engage with the community. This article will guide you through the essential steps to establish a successful tree farm business, covering everything from initial planning to operational management.

Understanding the Basics of Tree Farming

Tree farming involves cultivating trees for various purposes, including timber production, landscaping, fruit and nut production, or even conservation efforts. Before diving into how to start a tree farm business, it's crucial to understand the different types of tree farms and their respective markets.

Types of Tree Farms

- **Timber Production:** These farms focus on growing trees for wood products, such as lumber or plywood.
- **Ornamental Trees:** This type specializes in trees used for landscaping and beautification, including flowering trees and shade trees.

- **Fruit and Nut Production:** Farms that grow fruit-bearing or nut-producing trees, such as apple, peach, or walnut trees.
- **Christmas Tree Farms:** These farms specifically cultivate coniferous trees for sale during the holiday season.
- **Conservation Tree Farms:** Focused on reforestation and environmental restoration, these farms contribute to local ecosystems.

Step-by-Step Guide to Starting Your Tree Farm Business

Starting a tree farm business requires careful planning and execution. Here's a structured approach to get you started:

1. Conduct Market Research

Before investing time and resources, research the tree farming market in your area. Consider the following:

- **Demand Analysis:** Identify the types of trees that are in demand. This can vary based on location, climate, and market trends.
- **Competition:** Analyze existing tree farms in your region to understand their offerings and pricing.
- **Potential Customers:** Determine who your customers will be (e.g., landscapers, nurseries, homeowners, or commercial enterprises).

2. Develop a Business Plan

A comprehensive business plan is crucial for your tree farm's success. Your plan should include:

- Executive Summary: An overview of your business goals and objectives.
- Market Analysis: Insights from your market research.
- Operational Plan: Day-to-day operations and management strategies.
- Financial Projections: Budgeting, funding requirements, and projected revenue.
- Marketing Strategy: How you plan to reach your target customers.

3. Choose the Right Location

Selecting the right location is vital for your tree farm. Consider the following factors:

- Soil Quality: Conduct soil tests to ensure it is suitable for tree growth.
- Climate: Different tree species thrive in various climates, so choose a location that supports your chosen trees.
- Accessibility: Ensure your farm is easily accessible for customers and suppliers.

4. Obtain Necessary Permits and Licenses

Before starting your tree farm, check local regulations regarding land use, farming practices, and environmental protection. You may need various permits, such as:

- Business License: Required to operate legally.
- Zoning Permits: To ensure your land is designated for agricultural use.
- Environmental Permits: If your farming practices may impact local ecosystems.

5. Select Tree Species

Choosing the right species of trees is crucial to your farm's success. Consider:

- **Market Demand:** Select species that are in high demand in your area.
- **Growth Rate:** Some species grow faster than others, affecting your time to profit.
- **Maintenance Requirements:** Evaluate how much care and maintenance your chosen trees will require.

6. Prepare the Land

Once you've chosen your location and tree species, prepare the land for planting. Steps may include:

- **Clearing the Land:** Remove any existing vegetation, rocks, or debris.
- **Soil Preparation:** Amend the soil as needed to ensure optimal conditions for growth.
- **Layout Planning:** Design an efficient layout for planting, considering spacing and accessibility.

7. Planting Your Trees

When it comes time to plant, follow these guidelines:

- **Timing:** Plant trees during their dormant season for the best survival rates.
- **Spacing:** Follow recommended spacing guidelines for your chosen species to allow for growth.
- **Watering:** Ensure trees are properly watered after planting to help establish roots.

8. Implement Sustainable Practices

Sustainability is key in modern agriculture. Consider implementing practices such as:

- **Organic Farming:** Use organic methods to grow healthy trees without harmful chemicals.
- **Water Conservation:** Implement irrigation systems to conserve water.

- Soil Health: Practice crop rotation and cover cropping to maintain soil health.

9. Marketing Your Tree Farm

Once your trees are established, it's time to market your farm. Consider the following strategies:

- Local Advertising: Use flyers, local newspapers, and community boards to promote your farm.
- Social Media: Create accounts on platforms like Facebook and Instagram to showcase your farm and engage with potential customers.
- Farmers' Markets: Participate in local markets to sell your trees directly to consumers.

10. Monitor and Adapt

As your tree farm business grows, continuously monitor your operations and adapt as needed. Keep track of:

- Sales Trends: Analyze which species are selling well and adjust your planting accordingly.
- Customer Feedback: Engage with your customers to understand their needs and preferences.
- Financial Performance: Regularly review your financials to ensure profitability and identify areas for improvement.

Conclusion

Starting a tree farm business can be a rewarding endeavor that contributes to the environment and generates income. By following these structured steps—from conducting market research to implementing sustainable practices—you can establish a successful tree farm. With dedication, patience, and a love for nature, your tree farm can thrive and become a valuable asset to your

community. Whether you're growing timber, ornamental trees, or fruit, the journey of tree farming can be both fulfilling and profitable.

Frequently Asked Questions

What are the initial steps to start a tree farm business?

Begin by researching the market and identifying the types of trees you want to grow. Create a business plan that includes budget, location, and growth strategies. Obtain the necessary permits and licenses to operate your tree farm.

How much land do I need to start a tree farm?

The amount of land required depends on the scale of your operation and the types of trees you want to grow. Generally, a minimum of 1-5 acres is recommended for small-scale operations, while larger farms may require more space.

What types of trees are most profitable for a tree farm business?

Profitability can vary by region, but commonly profitable trees include hardwoods like oak and maple, fruit trees like apple and cherry, and ornamental trees like dogwoods and magnolias. Research local demand to make informed choices.

How do I finance my tree farm business?

Consider various financing options such as personal savings, bank loans, government grants, or investors. You may also explore agricultural loans specifically designed for farming operations.

What are the best practices for planting and maintaining trees on a farm?

Ensure proper soil preparation, choose the right planting season, and follow spacing guidelines. Regular maintenance includes watering, pruning, pest control, and monitoring for diseases to promote

healthy growth.

How long does it take for trees to mature for harvesting?

The time varies by species; for example, fruit trees may take 3-5 years to bear fruit, while hardwoods can take 15-30 years to reach maturity. Research the specific growth rates for the trees you plan to cultivate.

What marketing strategies can I use to promote my tree farm?

Utilize social media, create a website, attend local farmers' markets, and network with landscaping companies and nurseries. Offering educational workshops or tours can also attract customers and build community interest.

Are there any legal regulations I need to be aware of for running a tree farm?

Yes, familiarize yourself with local zoning laws, agricultural regulations, and environmental protections. You may need to obtain permits for land use, water rights, and pesticide application.

How can I diversify my tree farm business?

Consider adding value-added products such as tree sap, nuts, or holiday trees. You can also explore agro-tourism, offering experiences like tree planting events, educational workshops, or guided nature walks.

Find other PDF article:

<https://soc.up.edu.ph/21-brief/Book?docid=nxs72-9802&title=expert-grill-5-burner-assembly-instructions.pdf>

[How To Start A Tree Farm Business](#)

cursor deepseek API -






























cursor 5 cursor cursor Models+Add

Model□□□□□□□□□□ ...

System prompt -

System prompt [REDACTED]

deepseek 是什么？ -

Jan 31, 2025 · DeepSeek                             

edge? -

www.bing.com##div[class="sa_hd"] cn.bing.com##div[class="sa_hd"]

www.bing.com##ul[aria-label="□□□□"] cn.bing.com##ul[aria-label="□□□□"] www.bing.com## ...

Why when I try to type something in my windows 11 search bar, it ...

Then click Start to enable it and set Automatic as Startup type. # Reset Your PC If you still can't type in Windows 11 search bar after trying all the above ways, you need to reset your ...

microsoft edge 360 -

microsoft edge360...

□□□□□□□□□□ - □□□□

Sep 17, 2024 · www.xfplay.com P2P ...

microsoft edge□□□□□□□□□□□□ □□□□

Aug 9, 2024 · microsoft edge

galgame 1000000000 - 1000000000

edge[][][][][][][][][][][][][][][][]? - []

2011 1 ...

cursor deepseek API -

```

cursor 00000000 5 0000 0000 00 cursor 0000000000 cursor 00 000 000000Models000000000000+Add
Model000000000000 ...

```

System prompt □□□□□□□□□□□□ - □□

System prompt □□□□□□□□□□□□□□□□

deepseek ? -

Jan 31, 2025 · DeepSeek

edge -

```
www.bing.com##div[class="sa hd"] cn.bing.com##div[class="sa hd"]
```

www.bing.com##ul[aria-label="□□□□"] cn.bing.com##ul[aria-label="□□□□"] www.bing.com## ...

Why when I try to type something in my windows 11 search bar, it ...

Then click Start to enable it and set Automatic as Startup type. # Reset Your PC If you still can't type in Windows 11 search bar after trying all the above ways, you need to reset your ...

microsoft edge360 -
microsoft edge360...

-
Sep 17, 2024 · www.xfplay.comP2P ...

microsoft edge_
Aug 9, 2024 · microsoft edge

galgame -
May 11, 2018 · galgame KRKR2GAL
Microsoft AppLocaleKRKR2 ...

edge? -
2011 1
...

Discover how to start a tree farm business with our comprehensive guide. From planning to planting [Back to Home](#)