

How To Train A Rabbit

How To Train A Rabbit



How to train a rabbit can be a rewarding experience that strengthens the bond between you and your furry companion. Rabbits are intelligent creatures that can learn a variety of commands, tricks, and even litter box training. In this comprehensive guide, we will explore effective techniques and tips on how to train your rabbit, ensuring both you and your pet enjoy the process.

Understanding Rabbit Behavior

Before diving into training techniques, it's essential to understand your rabbit's behavior. Rabbits have unique personalities and temperaments, which can vary from one individual to another. Understanding their body language and social cues can significantly enhance your training efforts.

Common Rabbit Behaviors

- Thumping: A sign of alarm or discomfort.
- Binkying: A joyful leap that indicates happiness.
- Nudging: Indicates curiosity or a desire for attention.
- Chewing: A natural behavior, but can indicate boredom if excessive.

Recognizing these behaviors will help you understand your rabbit's mood and readiness to learn.

Essentials for Training Your Rabbit

Training a rabbit requires specific tools and a conducive environment. Here are some essentials to keep in mind:

Training Supplies

- Clicker: A clicker is a valuable tool in positive reinforcement training. It helps your rabbit associate good behavior with a reward.
- Treats: Use small, healthy treats that your rabbit loves, such as pieces of carrot, apple, or commercial rabbit treats.
- Litter Box: If you plan to train your rabbit to use a litter box, having one ready is crucial.
- Safe Space: Choose an area free from distractions where your rabbit feels comfortable.

Creating a Positive Environment

Ensure that your training environment is:

- Quiet and free from loud noises.
- Free from other pets that may distract your rabbit.
- A place where your rabbit feels safe and secure.

Basic Training Techniques

Training your rabbit effectively involves patience, consistency, and positive reinforcement. Here are some fundamental techniques to get started.

Litter Box Training

Litter box training is one of the first things many rabbit owners choose to do. Here's how to train your rabbit to use a litter box effectively:

1. **Choose the Right Box:** Select a litter box that is low enough for your rabbit to enter easily.
2. **Select the Right Litter:** Use rabbit-safe litter, such as paper-based or aspen shavings. Avoid clay or clumping litters.
3. **Place the Box Appropriately:** Put the litter box in a corner of their enclosure where they frequently go.
4. **Encourage Use:** Place some of your rabbit's droppings in the box to encourage them to use it.
5. **Reward Success:** Use treats and praise when your rabbit uses the litter box correctly.

Basic Commands Training

Teaching your rabbit basic commands can significantly improve communication between you and your pet. Here are some commands to start with:

- **Come:** Use the clicker and a treat to encourage your rabbit to come to you when called.
- **Stay:** Teach your rabbit to stay in one spot by using the clicker and rewarding them for remaining still.
- **Hop Up:** Encourage your rabbit to hop onto a surface (like a table) using a treat as a lure.

Advanced Tricks and Training

Once your rabbit has mastered basic commands, you can move on to more advanced tricks. Training your rabbit to perform tricks can be fun and engaging for both of you.

Popular Tricks to Teach Your Rabbit

- Roll Over: Use a treat to guide your rabbit in a circle, rewarding them when they complete the roll.
- Jump Through a Hoop: Gradually introduce a hoop and reward your rabbit for jumping through it.
- Play Dead: Teach your rabbit to lie down and stay still when you say "bang!" while mimicking a gun with your hand.

Tips for Successful Rabbit Training

Training a rabbit requires patience and understanding. Here are some tips to enhance your training sessions:

Be Patient and Consistent

- Training sessions should be kept short (5-10 minutes) to maintain your rabbit's attention.
- Repeat commands consistently, using the same words and gestures to avoid confusion.

Use Positive Reinforcement

- Always reward your rabbit for good behavior with treats and praise.
- Avoid punishment; rabbits respond better to encouragement rather than fear.

Know When to Stop

- If your rabbit shows signs of stress or disinterest, take a break. A happy rabbit is more likely to learn effectively.

Common Training Challenges

Training a rabbit can come with its own set of challenges. Here are some common issues you may encounter:

Fear and Resistance

If your rabbit seems fearful or resistant to training, evaluate your approach. Ensure that your training environment is calm and that you are not overwhelming your pet.

Distractions

If your rabbit gets easily distracted, try training in a quieter space or during a time when they are less energetic.

Inconsistency

Consistency is crucial in training. Ensure that all family members use the same commands and reward practices.

Conclusion

In conclusion, **how to train a rabbit** involves understanding their behavior, utilizing the right techniques, and fostering a positive environment. With patience, consistency, and positive reinforcement, you can teach your rabbit essential behaviors and tricks, enriching both their life and yours. Remember, every rabbit is unique, so tailor your training approach to suit your pet's personality and needs. Happy training!

Frequently Asked Questions

What is the first step in training a rabbit?

The first step in training a rabbit is to establish trust. Spend time with your rabbit, allowing it to get comfortable with your presence and scent.

Can rabbits be litter trained?

Yes, rabbits can be litter trained. Use a litter box filled with rabbit-safe litter and place it in an area where your rabbit frequently goes. Encourage them to use it by placing their droppings in the box.

What commands can I teach my rabbit?

You can teach your rabbit simple commands such as 'come,' 'sit,' and 'jump' using positive reinforcement techniques like treats and praise.

How long should training sessions be for rabbits?

Training sessions for rabbits should be short, around 5 to 10 minutes, as they have a short attention span. Multiple short sessions throughout the day can be more effective.

What treats are best for rewarding my rabbit during training?

Healthy treats such as small pieces of fruits like banana or apple, or commercial rabbit treats designed for training can be used. Always ensure the treats are given in moderation.

Is it possible to train an older rabbit?

Yes, older rabbits can be trained, although it may take more time and patience. Consistency and positive reinforcement are key.

How can I discourage unwanted behaviors in my rabbit?

To discourage unwanted behaviors, avoid punishment and instead redirect your rabbit to a preferred behavior. Providing enrichment toys and plenty of exercise can also help.

What are some common mistakes to avoid when training a rabbit?

Common mistakes include using negative reinforcement, not being consistent with commands, and expecting too much too soon. Always be patient and understanding.

How can I tell if my rabbit is enjoying the training?

Signs that your rabbit is enjoying training include relaxed body language, approaching you eagerly, and responding positively to commands or treats.

Find other PDF article:

<https://soc.up.edu.ph/65-proof/Book?dataid=uPY77-0577&title=washington-state-earthquake-history.pdf>

How To Train A Rabbit

train loss valid loss -

Nov 8, 2018 · train loss valid loss caption
... 35

ftp? -

FTP

`pytorch` `model.train()` `model.eval()` `model.train()` `model.eval()`

```
model.train ()model.eval () #####pytorch#####train#####eval### model.train ()###
##### Batch Normalization #####Dropout###train###Dropout#####p#####
#####keep prob=0.8#####Batch Normalization#####mean#####var##### ...
```

loss -

```

##### loss ##### loss ####
[evaluation metrics] [er] ##### ...

```

train loss - val loss

[illegible]

□□□□□□□□□□□□□□ - □□

Powerful car train-set / EMU “ ”

train -

```
train loss: 0.000000 train accuracy: 0.987500 epoch 1 iteration 1... done 1,402 times
```

























```

#####step train##### ...

```

```
Oct 17, 2023 · step episode
update ratio/replay ratio/update-to-data UTD. feasible update update
on ...
```

_____ - _____

Jan 11, 2018 ·  (train set) (test set) (validation set)                     ...

□□□□□□ai□□□? - □□

2G 4G 1.2 Lora LoRA ...

train loss - valid loss

Nov 8, 2018 · train lossvalid losstrain lossvalid losscaption
...

ftp_____? - ____

FTP FTP

```
pytorch model.train() model.eval()
```

```
model.train ()model.eval () #####pytorch#####train#####eval### model.train ()###
##### Batch Normalization ##### Dropout#####train# ...
```

$$\text{loss} - \text{}$$
[illegible]

train loss val loss -

```
train_loss 0.00000000 test_loss 0.00000000 2.00000000 0.00000000 0.00000000 0.00000000 0.00000000 ...
```

Powerful AI - 2023

Powered car train-set / EMU “Powerful” 2023年10月17日
Powerful AI ...

Powerful AI - 2023

train 2023年10月17日
train 2023年10月17日
epoch
iteration ...

step train 2023年10月17日 ...

Oct 17, 2023 · step 2023年10月17日
episode 2023年10月17日
update ratio/replay ...

Powerful AI - 2023

Jan 11, 2018 · (train set) (test set) (validation set) 2023年10月17日
2023年10月17日 ...

AI? - 2023

2G 4G 2023年10月17日
1.2 2023年10月17日
2023年10月17日 ...

Discover how to train a rabbit effectively with our expert tips and techniques. Transform your pet into a well-behaved companion! Learn more now!

[Back to Home](#)