









How To Teach Comprehension Strategies

8 Key Comprehension Strategies

| | | | |
|---|---|---|--|
| Make Connections Connect what you read to what you already know.  | Infer Use your own schema and clues from the book to understand what you read.  | Create Images Create images in your mind as you read.  | Ask Questions Ask questions to help you understand. Thick and thin questions  |
| Determine Importance Think about the most important idea!  | Synthesize Bring ideas together to make a new idea.  | Monitor Understanding Check to make sure you are understanding what you read.  | Use Fix-Up Strategies Use strategies when you get stuck on a word.  |

How to teach comprehension strategies is a crucial skill for educators aiming to enhance their students' reading abilities. Effective reading comprehension goes beyond simply decoding words; it involves understanding, interpreting, and engaging with the text. As such, teaching comprehension strategies can significantly improve not only students' reading skills but also their overall academic performance. This article will explore various methods, techniques, and practices for teaching comprehension strategies in the classroom.

Understanding Comprehension Strategies

Reading comprehension strategies are techniques that help readers understand and engage with text. These strategies can be categorized into several types, including:

- **Before Reading Strategies:** These strategies prepare students to understand the text.
- **During Reading Strategies:** These strategies help students monitor their understanding as they read.
- **After Reading Strategies:** These strategies encourage students to reflect on the text and consolidate their understanding.

Teaching these strategies effectively requires a clear understanding of each type and how they can be integrated into the reading process.

Before Reading Strategies

Before diving into the text, it's important to activate students' prior knowledge and set a purpose for reading. Here are some effective before-reading strategies:

1. Previewing the Text

Encourage students to look over the headings, subheadings, images, and any highlighted or bolded text. This practice helps them form predictions about the content and structure of the text.

2. Skimming and Scanning

Teach students to skim the text to get a general idea of the content and to scan for specific information. This practice is particularly useful for longer texts and can help students identify key points before they read in detail.

3. Setting a Purpose for Reading

Have students articulate their purpose for reading. This could be to gather information, enjoy a story, or analyze a character. Setting a clear purpose can enhance focus and engagement.

4. Making Predictions

Ask students to predict what the text will be about based on the title, illustrations, or any preliminary information. This encourages them to think critically and engage with the text before they begin reading.

During Reading Strategies

While reading, students should employ strategies that help them monitor their understanding and engage with the text. Here are some effective during-

reading strategies:

1. Visualizing

Encourage students to create mental images of the text as they read. Visualization can enhance comprehension by creating a more vivid understanding of the material.

2. Questioning

Teach students to ask questions about the content as they read. This could include questions about the characters, plot, or key concepts. Engaging with the text through questioning can lead to deeper understanding.

3. Annotating the Text

Show students how to annotate the text by highlighting key ideas, writing notes in the margins, or summarizing paragraphs. This practice helps students actively engage with the content and makes it easier to review later.

4. Summarizing

Encourage students to periodically pause and summarize what they have read in their own words. This strategy promotes active engagement and helps reinforce understanding.

After Reading Strategies

After reading, it's important for students to reflect on what they have learned and consolidate their understanding. Here are some effective after-reading strategies:

1. Discussion

Organize group discussions where students can share their thoughts and insights about the text. This collaborative learning experience can deepen their understanding and expose them to different perspectives.

2. Written Reflections

Encourage students to write about their thoughts on the text, including what they learned, what surprised them, and how the text relates to their own experiences. Written reflections can enhance comprehension and retention.

3. Graphic Organizers

Utilize graphic organizers to help students visually map out the information in the text. Tools like Venn diagrams, story maps, or concept webs can clarify relationships and enhance understanding.

4. Connecting to Other Texts

Encourage students to make connections between the text they read and other texts or personal experiences. Making connections can deepen comprehension and provide context for the material.

Scaffolding Comprehension Strategies

Scaffolding involves providing support to students as they learn new strategies. As they become more proficient, educators can gradually reduce the level of support. Here are some tips for scaffolding comprehension strategies:

1. **Modeling:** Demonstrate each comprehension strategy through think-alouds, showing students how to apply the strategies as they read.
2. **Guided Practice:** Provide opportunities for students to practice the strategies in small groups or pairs, allowing them to learn from one another.
3. **Independent Practice:** Gradually release responsibility to students, encouraging them to apply the strategies independently with various texts.
4. **Feedback:** Offer constructive feedback on their use of comprehension strategies, reinforcing their successes and addressing areas for improvement.

Integrating Technology in Teaching Comprehension Strategies

In today's digital age, technology can play a significant role in enhancing comprehension strategies. Here are some ways to integrate technology effectively:

1. Digital Annotation Tools

Utilize tools like Google Docs or various PDF annotators that allow students to highlight, comment, and share their annotations digitally. This fosters collaboration and easy access to their notes.

2. Interactive E-Books

Use interactive e-books that offer embedded questions, quizzes, and multimedia elements. These features can engage students and enhance their comprehension experience.

3. Online Discussion Platforms

Encourage students to participate in online discussion forums or platforms like Padlet or Flipgrid where they can share insights and reflections on the texts they read.

4. Educational Apps

Introduce students to apps designed to enhance reading comprehension, such as ReadTheory or Newsela, which offer leveled texts and comprehension quizzes.

Assessing Comprehension Strategy Effectiveness

To ensure that comprehension strategies are effectively improving students' reading skills, regular assessment is essential. Here are some methods to assess comprehension:

1. Informal Assessments

Use informal assessments such as observations and anecdotal records to gauge students' understanding during discussions and activities.

2. Comprehension Quizzes

Administer quizzes or tests that focus on key concepts, main ideas, and details from the texts. These assessments can provide valuable insight into students' comprehension levels.

3. Student Self-Assessment

Encourage students to reflect on their own understanding and strategy use. Self-assessments can help them identify what strategies work best for them.

4. Performance Tasks

Create performance tasks that require students to demonstrate their comprehension skills through projects, presentations, or creative assignments.

Conclusion

Teaching comprehension strategies is an essential component of literacy education. By equipping students with effective techniques before, during, and after reading, educators can foster a deeper understanding of texts and enhance overall academic performance. It's important to remember that comprehension strategies can be tailored to meet the diverse needs of students, and integrating technology can further enrich the learning experience. With consistent practice, support, and assessment, students can become proficient readers who engage thoughtfully with the texts they encounter.

Frequently Asked Questions

What are comprehension strategies?

Comprehension strategies are techniques that help readers understand and interpret texts effectively. These include predicting, questioning,

summarizing, and visualizing.

How can I assess students' comprehension before teaching strategies?

You can assess comprehension through informal methods like discussions, think-aloud sessions, or comprehension quizzes to identify specific areas where students struggle.

What is the importance of modeling comprehension strategies?

Modeling comprehension strategies demonstrates to students how to apply these techniques in real reading situations, making it easier for them to understand and use them independently.

How can graphic organizers aid in teaching comprehension strategies?

Graphic organizers help students visually structure their thoughts and understand relationships within the text, making it easier to summarize and analyze information.

What role does questioning play in comprehension strategies?

Questioning encourages active engagement with the text, prompting students to think critically and seek deeper understanding, which enhances their overall comprehension.

How can I differentiate instruction for diverse learners in comprehension strategy lessons?

Differentiation can be achieved by providing varied texts, using flexible grouping, offering different levels of support, and incorporating multi-modal approaches to cater to different learning styles.

What are some effective comprehension strategies for struggling readers?

Effective strategies include using paired reading, chunking text into smaller sections, and providing guided practice with frequent feedback to build confidence and skills.

How can technology be integrated into teaching comprehension strategies?

Technology can be used through interactive reading apps, online discussion forums, and digital graphic organizers, providing students with engaging

tools to enhance their comprehension skills.

Find other PDF article:

<https://soc.up.edu.ph/37-lead/Book?dataid=gis98-5156&title=life-skills-worksheet.pdf>

How To Teach Comprehension Strategies

Cafe Flora - Seattle Vegetarian Restaurant - Brunch, Lunch, Dinner

An inclusive vegetarian restaurant in Seattle with vegan and gluten-free options. Filled with plants and natural light, it's a brunch and dinner favorite.

Cafe Flora - Seattle, WA

Since opening its doors, Cafe Flora has been at the forefront of utilizing local, organic and sustainable produce and herbs and building strong and direct relationships with Washington ...

Cafe Flora - Seattle, WA | Tock

2 days ago · Cafe Flora has been a Seattle institution for over 30 years, capturing the hearts of our guests with a delicious vegetarian menu that celebrates the bounty of the Pacific Northwest.

Cafe Flora, Seattle - Menu, Reviews (815), Photos (136)

Latest reviews, photos and ratings for Cafe Flora at 2901 E Madison St in Seattle - view the menu, hours, phone number, address and map.

Caf Flora - Seattle, WA on OpenTable

Dec 17, 2021 · Get menu, photos and location information for Caf Flora in Seattle, WA. Or book now at one of our other 8460 great restaurants in Seattle.

Menu for Cafe Flora in Seattle, WA - Sirved

Dive into the menu of Cafe Flora in Seattle, WA right here on Sirved. Get a sneak peek of your next meal.

CAFE FLORA, Seattle - Broadway / Capitol Hill - Tripadvisor

Cafe Flora, Seattle: See 387 unbiased reviews of Cafe Flora, rated 4.3 of 5 on Tripadvisor and ranked #97 of 2,556 restaurants in Seattle.

Cafe Flora, Seattle - Restaurant menu, prices and reviews

Jul 11, 2025 · Cafe Flora in Seattle rated 4.3 out of 5 on Restaurant Guru: 6981 reviews by visitors, 575 photos & 2 videos. Explore menu, check opening hours and book a table

Cafe Flora, Floret, Flora Bakehouse | Seattle Vegetarian Restaurants

A cozy cafe and bakery bringing seasonally inspired pastries, breads, sandwiches and a full menu of inventive Stumptown espresso drinks to the Beacon Hill neighborhood.

Cafe Flora | Businesses - Seattle Met

The city's vegetarian standard-bearer since 1991, Cafe Flora has also mastered the art of vegan and

gluten-free indulgence. Brunchers linger over veg scrambles, rosemary biscuits obscured ...

Whaleback Natural Area - The Leelanau Conservancy

Whaleback's fragile bluff rises 300 feet and can be seen from many vantage points in Leelanau. A viewing platform perched on the edge of this 40-acre natural area offers fantastic views of the Manitou Passage—especially at sunset.

Whaleback Natural Area - Michigan Trail Maps

Whaleback Natural Area was open to the public after the conservancy worked with surrounding landowners to develop a trail across private property to its newest preserve. The natural area is small and the trail system limited, not much more than a mile of paths. The views are what attract most hikers to Whaleback but the flora can be fascinating.

Whaleback Natural Area - Up North Trails

Whaleback Natural Area offers visitors spectacular views from its high bluffs above Lake Michigan and varied terrain that hosts unique communities of plants and wildlife.

Glacial Hill, Manitou Lookout, Bluff Edge and Birch Valley Loop

Jul 1, 2025 · The trails at Whaleback Natural Area lead to a beautiful overlook platform with views of Lake Michigan and Pyramid Point. Carved by glaciers 10,000 years ago, this interesting landscape includes a short climb to the top of the sand dunes and a ...

Whaleback Natural Area | Michigan

Hike this bluff and claim your reward: a spectacular Lake Michigan view that brings visitors back again and again. This is a very pretty hike with a gradual ascent through hardwoods that in the fall provide an excellent color tour hike. A viewing platform affords stunning views of Lake Michigan.

The Whaleback - Leelanau.com

Sep 28, 2010 · Whaleback is protected by the Leelanau Conservancy as the Whaleback Natural Area. It's a beautiful trail leading up onto the bluffs looking out over Lake Michigan and the Manitou Islands. The trail is steep so be prepared, but the view is worth the effort of the climb.

Discovering Whaleback Natural Area - Michigan Trails

Nov 3, 2021 · Nestled along the eastern shore of Lake Michigan lies the Whaleback Natural Area, a pristine 40-acre parcel of land that offers breathtaking views of Lake Michigan and its surrounding forests.

Natural Areas - The Leelanau Conservancy

Help us preserve the wonders of Leelanau County by becoming a trail steward, volunteering at a workbee, or donating funds.

Beautiful WHALEBACK natural area - Home

Why visit? Whaleback natural area is a beautiful bluff located to the south of exquisite Leland Michigan. Whaleback is shaped like a whale's hump back, hence the name. Fisherman and freighter captains have used it as a point of reference for decades. It remains another one of the untold beauties of picture perfect Leland Michigan.

Best hikes and trails in Whaleback Natural Area | AllTrails

Carved by glaciers 10,000 years ago, Whaleback Natural Area is home to an interesting landscape and fantastic network of trails. The short climb uphill leads visitors to a beautiful overlook with views of Lake Michigan and Pyramid Point.

Discover how to teach comprehension strategies effectively to enhance students' reading skills. Unlock their potential today! Learn more for expert tips and techniques.

[Back to Home](#)