

How To Learn Ukrainian Language

HOW TO LEARN UKRAINIAN?

The Essential Ukrainian Words And Phrases

How to learn the Ukrainian language can be a rewarding yet challenging endeavor. With its unique alphabet, rich cultural heritage, and increasing global importance, learning Ukrainian opens doors to new experiences, friendships, and insights into Eastern European culture. This article will provide a comprehensive guide to help you navigate the process of learning Ukrainian, including tips, resources, and strategies to make your journey enjoyable and effective.

Understanding the Ukrainian Language

Before diving into the learning process, it is essential to understand what makes Ukrainian unique:

- Language Family: Ukrainian is a member of the East Slavic group of the Indo-European language family, closely related to Russian and Belarusian.
- Alphabet: Ukrainian uses a variant of the Cyrillic alphabet, consisting of 33 letters. Familiarizing yourself with this script is the first step in your learning journey.
- Cultural Context: Ukrainian has a rich history influenced by various cultures, including Polish, Hungarian, and Russian, which is reflected in its vocabulary and idioms.

Setting Goals for Learning Ukrainian

Establishing clear and realistic goals is crucial for effective language learning. Consider the following steps:

1. Define Your Purpose

Ask yourself why you want to learn Ukrainian. Your motivation could include:

- Traveling to Ukraine
- Communicating with Ukrainian friends or family
- Studying Ukrainian literature or history
- Working in Ukraine or with Ukrainian speakers

2. Set Specific, Measurable Goals

Instead of vague objectives like "I want to learn Ukrainian," try setting specific goals. For example:

- Learn the alphabet within the first week
- Hold a basic conversation after three months
- Read a Ukrainian book by the end of the year

Choosing the Right Learning Resources

Selecting appropriate resources is key to effective learning. Here are several types of resources to consider:

1. Textbooks and Workbooks

Look for textbooks specifically designed for Ukrainian learners, such as:

- "Ukrainian for Young People"
- "Beginning Ukrainian" by James D. Mace
- "Colloquial Ukrainian"

2. Online Courses and Apps

Many platforms offer structured courses for learning Ukrainian. Some popular options include:

- Duolingo: A gamified language-learning app that covers vocabulary and basic grammar.
- UkrainianLessons.com: Offers podcasts, lessons, and a community for learners.
- Rosetta Stone: Provides immersive learning experiences.

3. Language Exchange and Tutoring

Engaging with native speakers can significantly enhance your learning experience. Consider:

- Language Exchange Platforms: Websites like Tandem and HelloTalk allow you to connect with Ukrainian speakers looking to learn your language.
- Online Tutors: Platforms like italki and Preply offer personalized lessons with qualified Ukrainian tutors.

Developing a Study Plan

A structured study plan can help you stay organized and motivated. Here's how to create one:

1. Daily Practice

Consistency is crucial in language learning. Aim for at least 30 minutes of practice each day. You might choose to:

- Review vocabulary and grammar
- Practice speaking and listening
- Complete exercises from your textbook

2. Thematic Learning

Focus on specific themes or topics each week to make learning more engaging. For example:

- Week 1: Greetings and Introductions
- Week 2: Food and Dining
- Week 3: Travel Vocabulary

3. Incorporate Varied Activities

Mix up your study sessions to prevent boredom. Consider including:

- Listening to Ukrainian music or podcasts
- Watching Ukrainian films or TV shows with subtitles
- Reading Ukrainian news articles or children's books

Building Core Skills

To become proficient in Ukrainian, focus on developing the four core language skills: listening, speaking, reading, and writing.

1. Listening Skills

Listening comprehension is vital for understanding spoken Ukrainian. To improve:

- Listen to Ukrainian radio stations or podcasts.
- Watch Ukrainian films and pay attention to the dialogue.
- Use language learning resources that include audio components.

2. Speaking Skills

Practice speaking as much as possible, even if you make mistakes. Consider:

- Engaging in language exchanges with native speakers.
- Practicing pronunciation using language apps.
- Joining online discussion groups or speaking clubs.

3. Reading Skills

Reading can significantly enhance your vocabulary and understanding of grammar. Start with:

- Children's books that use simple language.
- News articles written for learners of Ukrainian.
- Websites and blogs focused on Ukrainian culture.

4. Writing Skills

Develop your writing skills by:

- Keeping a daily journal in Ukrainian.
- Writing short essays or summaries on topics of interest.
- Using language exchange platforms to correct your writing with native speakers.

Immersing Yourself in Ukrainian Culture

Cultural immersion can deepen your connection to the language and motivate you to learn more. Here are ways to incorporate Ukrainian culture into your studies:

1. Explore Ukrainian Cuisine

Cooking Ukrainian dishes can be a fun way to learn vocabulary related to food. Try making traditional recipes like borscht or varenyky (dumplings) while learning their names and ingredients in Ukrainian.

2. Attend Cultural Events

Look for Ukrainian cultural events, festivals, or community gatherings in your area. Engaging with the community can provide authentic language practice and cultural insights.

3. Read Ukrainian Literature

Explore works by Ukrainian authors to improve your reading skills and gain cultural understanding. Start with simpler texts and gradually work your way to more complex literature.

Tracking Your Progress

Regularly assessing your progress is essential to staying motivated and adjusting your study plan. Consider:

1. Self-Assessment

At the end of each month, evaluate your skills. Are you meeting your goals? What areas need more focus?

2. Feedback from Tutors or Language Partners

Ask for constructive feedback from your tutors or language exchange partners. They can provide insights into your strengths and areas for improvement.

3. Celebrate Your Achievements

Recognize and celebrate your milestones, no matter how small. This will help maintain your motivation and encourage you to continue learning.

Conclusion

Learning the Ukrainian language is a fulfilling journey that offers numerous benefits, from cultural enrichment to personal growth. By setting clear goals, utilizing diverse resources, and immersing yourself in the language and culture, you can make significant progress. Remember, consistency and practice are key, so stay motivated, and enjoy the process of learning Ukrainian!

Frequently Asked Questions

What are the best resources for learning Ukrainian online?

Some of the best online resources include Duolingo, Memrise, and UkrainianLessons.com. You can also find YouTube channels dedicated to teaching Ukrainian.

How long does it take to become fluent in Ukrainian?

Fluency in Ukrainian can take anywhere from 6 months to 2 years, depending on your language background, the intensity of study, and practice opportunities.

What are the most effective methods to practice speaking Ukrainian?

Joining language exchange platforms, hiring a tutor, or participating in conversation clubs can be very effective. Speaking with native speakers is crucial for improving fluency.

Are there any mobile apps specifically designed for learning Ukrainian?

Yes, apps like Drops, HelloTalk, and Tandem are great for learning Ukrainian on the go, offering vocabulary and conversation practice.

What is the best way to learn Ukrainian vocabulary?

Using flashcards, spaced repetition systems like Anki, and immersing yourself in Ukrainian media such as music, films, and books can enhance vocabulary retention.

Do I need to learn the Cyrillic alphabet to study Ukrainian?

Yes, learning the Cyrillic alphabet is essential, as Ukrainian uses it. Familiarizing yourself with the letters and sounds will significantly improve your reading and writing skills.

How can I immerse myself in the Ukrainian language if I don't live in Ukraine?

You can immerse yourself through online Ukrainian communities, watching Ukrainian films and shows, listening to Ukrainian music, and following social media accounts in Ukrainian.

What common mistakes should I avoid when learning Ukrainian?

Common mistakes include neglecting pronunciation, not practicing speaking enough, and focusing too heavily on grammar without applying it in conversation.

Can I learn Ukrainian through podcasts?

Absolutely! There are several Ukrainian language podcasts available that cater to different proficiency levels, making it a great way to improve listening skills and vocabulary.

Find other PDF article:

<https://soc.up.edu.ph/60-flick/files?ID=Hap59-5909&title=the-life-of-harriet-tubman.pdf>

How To Learn Ukrainian Language

Loughborough University Virtual Learning Environment. Every summer Learn is 'rolled over' for the next academic year. This means that modules are recreated on a new version of ...

Module categories | Learn

Loughborough Business School Loughborough Business School / Business School Loughborough Business School / Economics Loughborough Business School / Information ...





Learn - Loughborough University

Mentor Training Digilabs (1) Human Factors/Ergonomics for Patient Safety – CIEHF Healthcare Technical Specialist Learning Pathway (11) Making the most of Learn (11) Module ...

All modules | Learn

Welcome to the Patient Safety Syllabus (PSS) Programme delivered by Loughborough University in collaboration with NHS England Workforce, Training and Education (NHSE ...

Gemini2.5Pro ? -

“ Google One AI Pro  “Gemini”  “This account isn’t eligible for Google AI plan” Google ...

Loughborough University - Learn

Loughborough University Virtual Learning Environment. Every summer Learn is 'rolled over' for the next academic year. This means that modules are recreated on a new version of Learn, with ...

Module categories | Learn

Loughborough Business School Loughborough Business School / Business School Loughborough Business School / Economics Loughborough Business School / Information ...

Learn - Loughborough University

Mentor Training Digilabs (1) Human Factors/Ergonomics for Patient Safety – CIEHF Healthcare Technical Specialist Learning Pathway (11) Making the most of Learn (11) Module Examples ...

All modules | Learn

Welcome to the Patient Safety Syllabus (PSS) Programme delivered by Loughborough University in collaboration with NHS England Workforce, Training and Education (NHSE WTE). The PSS ...

Gemini2.5Pro ? -

“ Google One AI Pro  “Gemini”  “This account isn’t eligible for Google AI plan” Google ...

 - 

 2011  1   ...

Windows 11 ? -

 Sergey Tkachenko  How to remove “Learn more about this picture” icon in Windows 11  ...

All modules | Learn

Loughborough Business School Loughborough Business School / Business School Loughborough Business School / Economics Loughborough Business School / Information ...

Bing -
Bing

Learn: Learn rollover completed | Learn
Jul 8, 2024 · Latest News Learn rollover completed Notification of Learn Rollover - Sunday 7th July -
Monday 8th July

Unlock the secrets of mastering Ukrainian! Discover how to learn Ukrainian language effectively
with tips

[Back to Home](#)