

How To Learn The Cherokee Language

D a	R e	T i	o o	u u	i v
Ꮝ ga Ꮕ ka	Ꮙ ge	Ꮪ gi	Ꮜ go	Ꮚ gu	Ꮚ gv
Ꮮ ha	Ꮘ he	Ꮮ hi	Ꮘ ho	Ꮘ hu	Ꮘ hv
Ꮮ la	Ꮘ le	Ꮘ li	Ꮘ lo	Ꮘ lu	Ꮘ lv
Ꮮ ma	Ꮘ me	Ꮘ mi	Ꮘ mo	Ꮘ mu	
Ꮕ na Ꮮ hna Ꮝ nah	Ꮜ ne	Ꮘ ni	Ꮜ no	Ꮘ nu	Ꮕ nv
Ꮮ gwa	Ꮜ gwe	Ꮘ gwi	Ꮮ gwo	Ꮜ gwu	Ꮜ gwv
Ꮮ sa Ꮕ s	Ꮜ se	Ꮘ si	Ꮮ so	Ꮘ su	Ꮘ sv
Ꮮ da Ꮮ ta	Ꮝ de Ꮮ te	Ꮘ di Ꮘ ti	Ꮮ do	Ꮘ du	Ꮘ dv
Ꮮ dla Ꮮ tla	Ꮮ tle	Ꮘ tli	Ꮮ tlo	Ꮘ tlu	Ꮘ tlv
Ꮮ ja	Ꮮ je	Ꮘ ji	Ꮮ jo	Ꮘ ju	Ꮘ jv
Ꮮ wa	Ꮮ we	Ꮘ wi	Ꮮ wo	Ꮘ wu	Ꮘ wv
Ꮮ ya	Ꮮ ye	Ꮘ yi	Ꮮ yo	Ꮘ yu	Ꮘ yv

How to Learn the Cherokee Language

Learning the Cherokee language is a rewarding journey that connects individuals with the rich history and culture of the Cherokee people. As one of the few indigenous languages still spoken in the United States today, Cherokee is not only a means of communication but also a vital part of the Cherokee identity. This article will provide a comprehensive guide on how to effectively learn the Cherokee language, offering resources, strategies, and tips to help you along the way.

Understanding the Cherokee Language

History and Significance

Cherokee is a member of the Iroquoian language family and has a unique syllabary developed by Sequoyah in the early 19th century. This writing system enabled literacy among the Cherokee people, which was crucial for preserving their culture, traditions, and stories. Understanding the historical context and significance of the Cherokee language is essential for learners, as it deepens appreciation and respect for the language and its speakers.

Current Status

Today, Cherokee is spoken primarily in Oklahoma and North Carolina, where the majority of the Cherokee population resides. While the number of fluent speakers has declined due to historical pressures, efforts are being made to revitalize the language. Learning Cherokee not only helps preserve the language but also supports cultural heritage.

Getting Started with Learning Cherokee

Choosing Learning Resources

Several resources are available to help you learn Cherokee. Selecting the right materials is crucial for effective learning. Here are some recommended resources:

1. Books and Textbooks:

- "Cherokee Language and Culture: A New Course" by Durbin Feeling and others
- "Cherokee Made Easy" by Betty D. Smith

2. Online Courses and Apps:

- The Cherokee Nation offers online courses through their website.
- Language learning apps like Duolingo and Memrise may have Cherokee modules.

3. Audio and Video Resources:

- YouTube channels featuring Cherokee language lessons.
- Podcasts dedicated to Cherokee language and culture.

4. Community and Cultural Centers:

- Local Cherokee community centers may offer language classes or cultural immersion programs.

5. Language Exchange:

- Connect with fluent Cherokee speakers for conversation practice through social media platforms or language exchange websites.

Setting Goals and a Study Plan

Establishing clear goals and a structured study plan can greatly enhance your learning experience. Consider the following steps:

1. Define Your Motivation:

- Why do you want to learn Cherokee? Is it for personal enrichment, cultural connection, or academic purposes? Knowing your "why" will keep you motivated.

2. Set Specific Goals:

- Break down your learning objectives into manageable goals, such as:
- Learning basic greetings and phrases.
- Expanding vocabulary to include everyday objects and actions.
- Understanding grammatical structures.

3. Create a Study Schedule:

- Dedicate regular time to study. Consistency is key, so aim for daily practice, even if it's just 15-30 minutes.

Learning the Basics of Cherokee

Alphabet and Pronunciation

Understanding the Cherokee syllabary is fundamental to learning the language. Cherokee has 85 characters that represent syllables rather than individual letters. Here's how to begin:

1. Familiarize Yourself with the Syllabary:

- Start with the 85 characters and their corresponding sounds. Flashcards can be an effective way to memorize the syllabary.

2. Practice Pronunciation:

- Listen to native speakers and practice mimicking their pronunciation. Pay attention to tonal variations and intonation, as they can change the meaning of words.

Basic Vocabulary and Phrases

Building a foundational vocabulary is essential for communication. Here are some basic Cherokee words and phrases to get you started:

- Greetings:

- Hello: ᎠᎩᏍᏔᎩ (Osiyo)

- How are you?: ᎠᎩᏍᏔᎩ ᎩᏍᏔᎩ (Doge yusdi)

- Common Words:

- Yes: ᎠᎩ (Hia)

- No: ᎠᎩ (Gali)

- Thank you: ᎠᎩ (Wado)

- Useful Phrases:

- What is your name?: ᎠᎩᏍᏔᎩ ᎩᏍᏔᎩ? (Nvdoda hia?)

- I love you: ᎠᎩ ᎠᎩᏍᏔᎩ (Wado tsu'kahn)

Practicing and Immersing Yourself in Cherokee

Speaking Practice

Engaging in conversation with fluent speakers is one of the most effective ways to learn a language. Here are some tips for practice:

1. Language Partners:

- Find a language partner within the Cherokee community or through online language exchange platforms.

2. Join Language Groups:

- Participate in local or online Cherokee language groups where you can practice speaking and listening.

3. Use Language Learning Apps:

- Utilize apps that encourage speaking practice, such as those that incorporate voice recognition technology.

Cultural Immersion

Immerse yourself in Cherokee culture to enhance your language learning. This can include:

1. Attending Cultural Events:

- Participate in Cherokee festivals, powwows, or cultural gatherings to meet native speakers and practice the language.

2. Exploring Cherokee Media:

- Watch Cherokee movies, listen to music, or read literature in Cherokee to familiarize yourself with the language in context.

3. Cooking Traditional Meals:

- Learn about traditional Cherokee foods and their names in the language, which can be a fun way to practice vocabulary.

Overcoming Challenges in Learning Cherokee

Common Obstacles

Learning a new language can present challenges. Here are some hurdles you might face and tips to overcome them:

1. Complex Grammar:

- Cherokee has a unique grammatical structure that can be difficult for learners. Take your time to understand the rules and practice regularly.

2. Limited Resources:

- While resources are growing, they may still be limited compared to more widely spoken languages. Seek out online communities and forums for additional support and materials.

3. Motivation and Consistency:

- Maintaining motivation can be challenging. Set achievable goals and remind yourself of

your initial motivation to keep pushing forward.

Tracking Your Progress

Regularly assess your progress to identify areas of improvement:

1. Reflect on Your Goals:

- Revisit your initial goals and evaluate how far you've come. Adjust them as needed to suit your learning pace.

2. Practice Tests:

- Utilize quizzes and practice tests available online to gauge your knowledge and understanding of the language.

3. Journal Your Learning:

- Keep a language journal where you note new vocabulary, phrases learned, and reflections on your learning journey.

Conclusion

Learning the Cherokee language is not just about acquiring a new skill; it's about connecting with a vibrant culture and preserving a crucial part of history. By utilizing the right resources, setting clear goals, immersing yourself in the language, and staying motivated, you can make significant progress on your learning journey. Embrace the challenges and celebrate your successes along the way, and you will find that learning Cherokee can be a deeply fulfilling and enriching experience.

Frequently Asked Questions

What are the best resources for learning the Cherokee language?

Some of the best resources include online platforms like the Cherokee Nation's Language Program, mobile apps like 'Cherokee Language App', and books such as 'Cherokee Made Easy' by Burt Reynolds.

Is there a community or group I can join to practice Cherokee?

Yes, you can join online communities on platforms like Facebook or Reddit, or participate in local language events organized by the Cherokee Nation or other Native American organizations.

What is the importance of learning the Cherokee language?

Learning the Cherokee language is crucial for cultural preservation, connecting with heritage, and fostering a sense of identity within the Cherokee community.

Are there any online courses available for beginners?

Yes, there are several online courses available for beginners, including those offered by the Cherokee Nation's official website and platforms like Duolingo and Rosetta Stone.

How can I immerse myself in the Cherokee language?

You can immerse yourself by watching Cherokee-language films, listening to Cherokee music, attending language immersion camps, and engaging with native speakers through language exchange programs.

Find other PDF article:

<https://soc.up.edu.ph/30-read/pdf?dataid=JlO69-8389&title=how-to-make-money-in-business.pdf>

How To Learn The Cherokee Language

Loughborough University - Learn

Loughborough University Virtual Learning Environment. Every summer Learn is 'rolled over' for the next academic year. This means that modules are recreated on a new version of Learn, with ...

Module categories | Learn

Loughborough Business School Loughborough Business School / Business School Loughborough Business School / Economics Loughborough Business School / Information Science ...

Learn - Loughborough University

Mentor Training Digilabs (1) Human Factors/Ergonomics for Patient Safety - CIEHF Healthcare Technical Specialist Learning Pathway (11) Making the most of Learn (11) Module Examples (99) ...

All modules | Learn

Welcome to the Patient Safety Syllabus (PSS) Programme delivered by Loughborough University in collaboration with NHS England Workforce, Training and Education (NHSE WTE). The PSS ...

Gemini2.5Pro 为什么不能用了? - 知乎

“为什么不能用了Google One AI Pro 账号?”“Gemini 为什么不能用了?” “This account isn’t eligible for Google AI plan” 为什么不能用了Google 账号 ...

2011 - 2012

2011 年 1 月 1 日 2011 年 1 月 1 日 2011 年 1 月 1 日 2011 年 1 月 1 日 2011 年 1 月 1 日 ...

Windows 11 如何删除“Learn more about this picture”图标 - 教程

如何删除“Learn more about this picture”图标在 Windows 11 中 ... Sergey Tkachenko 如何删除“Learn more about this picture”图标在 Windows 11 中 ...

All modules | Learn

Loughborough Business School Loughborough Business School / Business School Loughborough Business School / Economics Loughborough Business School / Information Science ...

Bing 如何删除“Learn more about this picture”图标 - 教程

Bing 如何删除“Learn more about this picture”图标在 Windows 11 中 ...

Learn: Learn rollover completed | Learn

Jul 8, 2024 · Latest News Learn rollover completed Notification of Learn Rollover - Sunday 7th July - Monday 8th July

Loughborough University - Learn

Loughborough University Virtual Learning Environment. Every summer Learn is 'rolled over' for the next academic year. This means that modules are recreated on a new version of Learn, with student interactions from previous year removed (such as forum posts and assignment submissions). The content on the majority of taught modules is automatically hidden pending ...

Module categories | Learn

Loughborough Business School Loughborough Business School / Business School Loughborough Business School / Economics Loughborough Business School / Information Science Loughborough University London School of Aeronautical, Automotive, Chemical and Materials Engineering School of Aeronautical, Automotive, Chemical and Materials ...

Learn - Loughborough University

Mentor Training Digilabs (1) Human Factors/Ergonomics for Patient Safety - CIEHF Healthcare Technical Specialist Learning Pathway (11) Making the most of Learn (11) Module Examples (99) Module Archive (3) Theme Archive

All modules | Learn

Welcome to the Patient Safety Syllabus (PSS) Programme delivered by Loughborough University in collaboration with NHS England Workforce, Training and Education (NHSE WTE). The PSS programme is delivered through a blended learning programme that covers all the content of the NHS Patient Safety Syllabus Levels 3 & 4 Courses

Gemini2.5Pro 如何删除“Learn more about this picture”图标 - 教程

“如何删除“Learn more about this picture”图标在 Windows 11 中 ...” “Gemini 如何删除“Learn more about this picture”图标在 Windows 11 中 ...” “This account isn’t eligible for Google AI plan” 如何删除“Learn more about this picture”图标在 Windows 11 中 ...

如何删除“Learn more about this picture”图标 - 教程






如何删除“Learn more about this picture”图标在 Windows 11 中 ... 2011 年 1 月 1 日 ...

Windows 11 如何删除“Learn more about this picture”图标 - 教程

如何删除“Learn more about this picture”图标在 Windows 11 中 ... Sergey Tkachenko 如何删除“Learn more about this picture”图标在 Windows 11 中 ... Winaero 如何删除“Learn more about this picture”图标在 Windows 11 中 ... regedit 如何删除“Learn more about this picture”图标在 Windows 11 中 ...

All modules | Learn

Loughborough Business School Loughborough Business School / Business School Loughborough Business School / Economics Loughborough Business School / Information Science Loughborough University London School of Aeronautical, Automotive, Chemical and Materials Engineering School of Aeronautical, Automotive, Chemical and Materials ...

 **Bing**  - 
 Bing 

Learn: Learn rollover completed | Learn
Jul 8, 2024 · Latest News Learn rollover completed Notification of Learn Rollover - Sunday 7th July - Monday 8th July

Discover how to learn the Cherokee language with our comprehensive guide. Explore resources

[Back to Home](#)