






How To Help My 2nd Grader With Writing

Informational Writing Checklist	
<input type="checkbox"/> My writing clearly tells about one topic.	
<input type="checkbox"/> I gave true facts, definitions, and/or examples.	
<input type="checkbox"/> I used linking / transition words to connect my ideas.	
<input type="checkbox"/> I wrote a conclusion.	
<input type="checkbox"/> I spelled words I know correctly.	the and is
<input type="checkbox"/> I used tools and strategies to spell tricky words.	
<input type="checkbox"/> I used capital letters to start sentences, and for "I," names, dates, holidays, products, and places.	<u>Aa</u>
<input type="checkbox"/> I used ending punctuation, commas, and apostrophes correctly.	.!?,'

©2015 LEARNING AT THE PRIMARY POND

How to help my 2nd grader with writing is a common question among parents who wish to foster their child's literacy skills. Writing is an essential skill that not only aids in academic success but also helps children express their thoughts, feelings, and creativity. At this stage, children are transitioning from learning to write to writing to learn. Therefore, your role as a parent is crucial in providing the right support and encouragement. Below, we will explore various strategies and activities that can help enhance your 2nd grader's writing skills.

Understanding the Writing Development Stage

Before diving into specific strategies, it's important to understand where your 2nd grader is in their writing development. At this age, children typically:

- Begin to use more complex sentences.
- Expand their vocabulary and use descriptive words.
- Write short paragraphs with a clear beginning, middle, and end.
- Start to understand the basic structure of different types of writing, such as narratives, letters, and reports.

Recognizing these developmental milestones will allow you to tailor your support effectively.

Create a Positive Writing Environment

Creating a conducive environment for writing is essential. Here are some tips:

Designate a Writing Space

- Choose a quiet, comfortable area in your home where your child can write without distractions.
- Ensure that the space is well-lit and stocked with writing supplies, such as paper, pencils, crayons, and markers.

Encourage Regular Writing Practice

- Set aside time each day for writing. This could be as little as 10-15 minutes.
- Make writing a fun routine, such as writing before bedtime or during weekends.

Engage in Fun Writing Activities

Making writing enjoyable can significantly enhance your child's interest and skills. Here are some engaging activities:

Writing Prompts

- Provide fun and imaginative writing prompts, such as:
- "If you could fly anywhere in the world, where would you go and why?"
- "Write about a day in the life of your pet."
- "If you had a superpower, what would it be, and how would you use it?"

Encourage your child to write freely without worrying about spelling or grammar at this stage.

Storytelling and Story Mapping

- Encourage your child to tell stories verbally before writing them down. This helps them structure their thoughts.
- Use story maps to organize ideas. For example, create a simple graphic organizer with sections for the beginning, middle, and end of the story.

Journaling

- Encourage your child to keep a journal where they can express their thoughts and feelings. This can be about their day, dreams, or even fictional stories.
- Allow them to personalize their journal with drawings and stickers to make it more appealing.

Incorporate Technology and Interactive Tools

Technology can be a fun way to engage your child in writing. Here are some tools and resources:

Online Writing Games

- Websites like ABCmouse, Starfall, and PBS Kids offer interactive writing games that can motivate your child.
- These platforms often include fun activities that combine writing with other subjects, making learning more holistic.

Word Processing Programs

- Introduce your child to basic word processing tools like Microsoft Word or Google Docs.
- Show them how to type their stories, which can also help them learn keyboarding skills.

Encourage the Use of Writing Tools

Providing your child with the right tools can enhance their writing experience. Here's what you can do:

Use Visual Aids

- Encourage the use of word banks or vocabulary lists that can help them with spelling and word choice.
- Create charts of commonly used words or sight words that they can refer to while writing.

Provide Writing Supplies

- Invest in a variety of writing instruments, such as colored pens, pencils, and markers.
- Give them different types of paper (lined, blank, graph) to stimulate creativity.

Provide Constructive Feedback

Feedback is essential for growth in writing. Here's how to provide it effectively:

Focus on Encouragement

- Start with positive reinforcement. Highlight what they did well in their writing.
- Encourage them to express their thoughts freely, reminding them that writing is a process that improves with practice.

Teach Revision Techniques

- Once they complete a piece of writing, guide them through the revision process. Ask questions like:
- "What do you want to add to make this story more exciting?"
- "Can you think of a better word to describe how the character feels?"

Read Together to Enhance Writing Skills

Reading and writing go hand-in-hand. By reading together, you can enhance your child's writing abilities.

Choose Age-Appropriate Books

- Select books that are suitable for their reading level but also interest them. This could include picture books, early chapter books, or non-fiction texts.
- Discuss the stories and encourage your child to share their thoughts on the characters and plots.

Analyze Writing Styles

- While reading, point out different writing styles and techniques used by authors. Discuss how they create suspense, character development, or humor.
- Encourage your child to emulate their favorite authors' styles in their writing.

Encourage Collaboration and Sharing

Collaborative writing can be a fun way to engage your child and improve their skills.

Writing with Peers or Family Members

- Set up writing playdates where your child can write stories with friends or siblings.
- Encourage them to share their writing with family members, either by reading aloud or creating a family newsletter.

Participate in Writing Contests or Challenges

- Look for local or online writing contests that your child can enter. This can motivate them to put in their best effort.
- Participate in writing challenges, like NaNoWriMo for Kids, to inspire creativity and commitment.

Be Patient and Supportive

Learning to write is a journey filled with ups and downs. Your patience and support are vital during this process.

- Celebrate small achievements, whether it's finishing a story or using a new word correctly.
- Remind your child that making mistakes is a part of learning and that they should enjoy the process of writing.

In conclusion, helping your 2nd grader with writing requires a balanced approach of encouragement, structured activities, and constructive feedback. By creating a positive writing environment, engaging in fun activities, using technology, and fostering collaboration, you can significantly enhance your child's writing skills. Remember, the goal is to instill a love for writing that will last a lifetime. With your support, your child can become a confident writer who enjoys expressing their ideas and stories.

Frequently Asked Questions

What are some effective ways to get my 2nd grader excited about writing?

Try incorporating fun writing prompts that relate to their interests, like creating stories about their favorite characters or pets. You can also use interactive tools like story cubes or writing games to make the process enjoyable.

How can I help my 2nd grader improve their handwriting?

Encourage regular practice with fun activities such as tracing letters, writing in sand or using finger paint. You can also model proper handwriting techniques and provide lined paper for them to practice on.

What types of writing exercises are best for 2nd graders?

Focus on simple exercises like keeping a daily journal, writing letters to family members, or creating short stories. These activities help build their confidence and allow them to express their thoughts creatively.

How can I provide constructive feedback on my child's writing?

Start by highlighting what they did well before gently pointing out areas for improvement. Use specific examples and ask guiding questions that encourage them to think critically about their writing.

Should I correct all the mistakes in my 2nd grader's writing?

It's more effective to focus on a few key areas for improvement rather than correcting everything. This helps them not feel overwhelmed and allows them to concentrate on developing specific skills.

How can I integrate technology to help my 2nd grader with writing?

Use educational apps and online platforms that offer interactive writing activities. Websites like Storybird or typing games can engage them and make writing more appealing while enhancing their skills.

Find other PDF article:

<https://soc.up.edu.ph/27-proof/pdf?docid=PPT39-4489&title=high-school-science-curriculum-map-for-biology.pdf>

[How To Help My 2nd Grader With Writing](#)

Google Help

If you're having trouble accessing a Google ...

Gmail Help

Official Gmail Help Center where you can find tips ...

Sign in to Gmail - Co...

Sign in to Gmail Tip: If you sign in to a public ...

Google Chrome Help

Official Google Chrome Help Center where ...

Translate written word...

Need more help? Try these next steps: Post to ...

Google Help

If you're having trouble accessing a Google product, there's a chance we're currently experiencing a temporary problem. You can check for outages and downtime on the Google Workspace ...

Gmail Help

Official Gmail Help Center where you can find tips and tutorials on using Gmail and other answers to frequently asked questions.

Sign in to Gmail - Computer - Gmail Help - Google Help

Sign in to Gmail Tip: If you sign in to a public computer, make sure to sign out before you leave the computer. Learn how to sign in on a device that's not yours.

Google Chrome Help

Official Google Chrome Help Center where you can find tips and tutorials on using Google Chrome and other answers to frequently asked questions.

Translate written words - Computer - Google Translate Help

Need more help? Try these next steps: Post to the help community Get answers from community members

Get directions & show routes in Google Maps - Computer

You can get directions for driving, public transit, walking, ride sharing, cycling, flight, or motorcycle on Google Maps. If there are multiple routes, the best route to your destination is blue. All other ...

Google Account Help

Official Google Account Help Center where you can find tips and tutorials on using Google Account and other answers to frequently asked questions.

YouTube Help

Learn more about YouTube YouTube help videos Browse our video library for helpful tips, feature overviews, and step-by-step tutorials. YouTube Known Issues Get information on reported ...

Google Translate Help

Official Google Translate Help Center where you can find tips and tutorials on using Google Translate and other answers to frequently asked questions.

How to recover your Google Account or Gmail

Check with your administrator for help. To recover an account for a child under 13 (or the applicable age in your country) you can reset your child's password. Forgot your password ...

Struggling to support your 2nd grader with writing? Discover how to help my 2nd grader with writing through fun tips and engaging activities. Learn more!

[Back to Home](#)