

Hobart Crs 110a Parts Manual

Item # _____
Quantity _____

C.S.I. Section 11400

HOBART
701 S Ridge Avenue, Troy, OH 45374
1-800-4HOBART • www.hobartcorp.com

**CRS86A
DISHWASHER**

STANDARD FEATURES

- 244 racks per hour
- Opti-RinSe™ system
- Ball detent clutch conveyor drive mechanism
- Top mounted controls
- Stainless steel anti-clogging wash arms
- Stainless front panel, frame and legs
- Automatic fill
- Auto-timer
- Scrap screen and deep basket system
- Stainless steel self-draining pump and impeller
- Fixed pump intake screen
- Door actuated drain closure
- Door interlock switch on all doors
- Vent fan control
- Convertible hot water or low temp final rinse
- Booster heater control





MODEL

- ☐ CRS86A – Dishwasher

ACCESSORIES

- ☐ Stainless steel vent hoods
- ☐ Direct drive unloader
- ☐ Side loader

Specifications, Details and Dimensions on Inside and Back.



DIRECTION OF OPERATION


- ☐ Right to Left
- ☐ Left to Right

VOLTAGE

- ☐ 208/60/3
- ☐ 240/60/3
- ☐ 480/60/3

OPTIONS AT EXTRA COST

- ☐ Stainless steel pressureless 15 kw or 30 kw booster heater
- ☐ Single point electrical connection (does not include booster heater)
- ☐ 6" higher than standard chamber
- ☐ Conveyor dwell
- ☐ Side loader
- ☐ Blower-dryer
- ☐ Lower pre-wash arm
- ☐ Pre-wash temperature control



HOBART

CRS86A DISHWASHER

F-7920 – CRS86A Dishwasher

Page 1 of 12

Hobart CRS 110A Parts Manual is an essential resource for anyone who operates or maintains the Hobart CRS 110A meat slicer. This machine is renowned in the food service industry for its durability, efficiency, and precision in slicing meats, cheeses, and other food products. A comprehensive parts manual not only aids in the identification of components but also facilitates troubleshooting and maintenance, ensuring that the slicer operates at peak performance. This article delves into the significance of the parts manual, key components of the Hobart CRS 110A, maintenance tips, and how to effectively use the parts manual for repairs.

Understanding the Hobart CRS 110A Meat Slicer

The Hobart CRS 110A is a commercial-grade meat slicer designed for heavy-duty use in restaurants, delis, and butcher shops. Its robust construction and user-friendly features make it a preferred choice among food service professionals. Here's a closer look at its specifications and design:

Specifications

- Model: Hobart CRS 110A
- Slice Thickness: Adjustable from paper-thin to thick cuts
- Blade Diameter: 11 inches
- Power Supply: 115 volts
- Weight: Approximately 100 pounds
- Material: Stainless steel and aluminum construction for durability
- Safety Features: Built-in safety interlocks and non-slip feet

These specifications highlight the machine's capability and suitability for a variety of slicing tasks, making it a staple in commercial kitchens.

The Importance of the Parts Manual

The Hobart CRS 110A Parts Manual serves multiple purposes:

1. Identification of Components: It includes detailed diagrams and part numbers, allowing users to easily identify and locate specific components for replacement or repair.
2. Maintenance Guidance: Regular maintenance is crucial for the longevity of the slicer. The manual provides guidelines on cleaning, lubrication, and inspections.
3. Troubleshooting: If the machine malfunctions, the manual offers troubleshooting steps that can help diagnose issues quickly, reducing downtime.
4. Assembly and Disassembly Instructions: For those who need to perform significant repairs, the manual contains instructions on how to disassemble and reassemble the slicer safely.

Key Components of the Hobart CRS 110A

To effectively utilize the parts manual, it's essential to understand the key components of the Hobart CRS 110A. Here's a breakdown of its major parts:

1. Blade Assembly

- Blade: The primary component responsible for slicing.
- Blade Guard: A safety feature that protects users from accidental contact with the blade.
- Blade Adjustment Mechanism: Allows for the adjustment of slice thickness.

2. Base and Frame

- Frame: Provides structural integrity and supports all other components.
- Non-slip Feet: Ensures stability during operation.

3. Food Pusher and Tray

- Food Pusher: Keeps the food item in place while slicing.
- Tray: Collects the sliced products for easy access and storage.

4. Motor and Gear Assembly

- Motor: Powers the blade rotation.
- Gear Assembly: Transfers power from the motor to the blade.

5. Control Panel

- On/Off Switch: Controls the power to the machine.
- Slice Thickness Control: Adjusts the thickness of the slices.

Understanding these components will help users effectively navigate the parts manual and identify any necessary replacements.

Maintenance Tips for the Hobart CRS 110A

Regular maintenance is vital to ensure the longevity and efficiency of the Hobart CRS 110A. Here are some essential maintenance tips:

- Daily Cleaning:
 - Clean the blade, food pusher, and tray after each use to prevent food residue buildup.
 - Use mild detergent and warm water; avoid abrasive cleaners that can damage the surface.
- Weekly Inspections:
 - Check the blade for dullness; sharpen as needed to maintain slicing efficiency.
 - Inspect the motor and gear assembly for any signs of wear or damage.

- Monthly Maintenance:
 - Lubricate moving parts according to the guidelines in the parts manual.
 - Tighten any loose screws or bolts to ensure stability during operation.
- Annual Servicing:
 - Consider professional servicing to check all components and replace any worn parts.
 - Review the parts manual for any recommended annual maintenance procedures.

Using the Parts Manual Effectively

To maximize the utility of the Hobart CRS 110A Parts Manual, follow these steps:

1. Familiarize Yourself with the Manual Structure:
 - Understand how the manual is organized, including sections for diagrams, part numbers, and maintenance instructions.
2. Refer to Diagrams:
 - Use the visual aids to locate parts quickly. The diagrams often include exploded views that show how components fit together.
3. Cross-Reference Part Numbers:
 - When ordering replacement parts, ensure that you cross-reference part numbers to avoid purchasing incorrect components.
4. Follow Maintenance Guidelines:
 - Adhere to the maintenance and troubleshooting sections to keep the slicer in optimal condition.
5. Document Repairs:
 - Keep a log of any repairs or part replacements for future reference. This can help in tracking the machine's performance and anticipating future maintenance needs.

Conclusion

In conclusion, the Hobart CRS 110A Parts Manual is an invaluable tool for operators and maintenance personnel who need to ensure the efficient and safe operation of this highly regarded meat slicer. Understanding the machine's key components, following a consistent maintenance routine, and effectively utilizing the parts manual can significantly enhance the lifespan and performance of the Hobart CRS 110A. By investing time in familiarizing yourself with this resource, you can minimize downtime, reduce repair costs, and maintain the high-quality slicing that your business demands.

Frequently Asked Questions

What is the purpose of the Hobart CRS 110A parts manual?

The Hobart CRS 110A parts manual provides detailed information about the components and parts of the CRS 110A model, including diagrams, part numbers, and maintenance guidelines to assist in repairs and servicing.

Where can I find the Hobart CRS 110A parts manual?

The Hobart CRS 110A parts manual can be found on the official Hobart website, authorized distributors, or by contacting Hobart customer service for a physical or digital copy.

What types of parts are included in the Hobart CRS 110A parts manual?

The parts manual includes information on various components such as motors, blades, electrical parts, frames, and any other necessary accessories required for the operation and maintenance of the CRS 110A.

Is the Hobart CRS 110A parts manual available in digital format?

Yes, the Hobart CRS 110A parts manual is often available in a digital format that can be downloaded from the Hobart website or requested through customer support.

How often should I refer to the Hobart CRS 110A parts manual?

It is recommended to refer to the Hobart CRS 110A parts manual regularly for routine maintenance, troubleshooting, and whenever you need to replace or repair parts.

Can I order parts directly from the Hobart CRS 110A parts manual?

Yes, you can order parts directly from the information provided in the Hobart CRS 110A parts manual by using the part numbers listed, either through the Hobart website or authorized dealers.

What are common issues that the Hobart CRS 110A parts manual can help troubleshoot?

Common issues include electrical failures, motor problems, blade malfunctions, and other operational failures, all of which can be diagnosed

and fixed using the guidelines in the parts manual.

Is there a warranty on parts purchased using the Hobart CRS 110A parts manual?

Warranty details may vary based on the specific part and supplier; it is best to check with Hobart or the authorized dealer when purchasing parts to understand the warranty conditions.

Find other PDF article:

<https://soc.up.edu.ph/43-block/Book?trackid=ctl35-2372&title=ngpf-types-of-credit-answer-key.pdf>

Hobart Crs 110a Parts Manual

Hobart Canada - Premier Foodservice Equipment

Hobart Canada provides a complete line of equipment for the foodservice industry including baking, cooking, food machines, warewashers, refrigeration and ventilation.

Hobart - Wikipedia

Founded in 1804 as a British penal colony, [17] Hobart is Australia's second-oldest capital city after Sydney, New South Wales. Whaling quickly emerged as a major industry in the area, and ...

Premier Foodservice Equipment | Hobart

Hobart's heavy duty slicers provide consistent and precision slicing - every single time. From your department manager to operations and into the hands of your customer, Hobart's weigh wrap ...

Hobart - Must See Attractions & Things To Do

Hobart is Tasmania's lively capital that retains an old town salty-air feel; where you can have early morning sand between your toes, wander city streets, eat world class food, head to a mountain ...

Travel Guide to Hobart, Tasmania - Tourism Australia

5 days ago · Explore our guide to Hobart, Tasmania. Dine at the freshest restaurants and discover modern art, rich history and unsurpassed natural setting. Tasmania's capital has it all.

Home - Hobart City

Nestled on the stunning Derwent River, Hobart, the capital of Tasmania, is a city that charms with its blend of natural beauty and historic significance. It sits in the shadow of Mount Wellington, a ...

25 Best Things to Do in Hobart (Australia) - The Crazy Tourist

Jan 23, 2022 · Many of Hobart's big attractions are right here, accompanied by cafes and art galleries. You won't have to search long for restaurant with ultra-fresh fish and seafood, from ...

Hobart - Wikitravel

Dec 12, 2024 · Founded in 1804 by Colonel David Collins, Hobart is the second oldest city in Australia. It grew out of the penal settlement on the island at Risdon Cove, eight kilometres up ...

What to do in Hobart - Tasmania Explorer

Explore Tasmania's capital, Hobart and surrounds with this comprehensive guide on what to do in Hobart, including top attractions, places to stay and more.

Service - Hobart Canada

If you require service over a broad geographic area, Hobart is your single point of contact. We coordinate the service calls for you through our national computer network.

Hobart Canada - Premier Foodservice Equipment

Hobart Canada provides a complete line of equipment for the foodservice industry including baking, cooking, food machines, warewashers, refrigeration and ventilation.

Hobart - Wikipedia

Founded in 1804 as a British penal colony, [17] Hobart is Australia's second-oldest capital city after Sydney, New South Wales. Whaling quickly emerged as a major industry in the area, and ...

Premier Foodservice Equipment | Hobart

Hobart's heavy duty slicers provide consistent and precision slicing - every single time. From your department manager to operations and into the hands of your customer, Hobart's weigh wrap ...

Hobart - Must See Attractions & Things To Do

Hobart is Tasmania's lively capital that retains an old town salty-air feel; where you can have early morning sand between your toes, wander city streets, eat world class food, head to a ...

Travel Guide to Hobart, Tasmania - Tourism Australia

5 days ago · Explore our guide to Hobart, Tasmania. Dine at the freshest restaurants and discover modern art, rich history and unsurpassed natural setting. Tasmania's capital has it all.

Home - Hobart City

Nestled on the stunning Derwent River, Hobart, the capital of Tasmania, is a city that charms with its blend of natural beauty and historic significance. It sits in the shadow of Mount Wellington, ...

25 Best Things to Do in Hobart (Australia) - The Crazy Tourist

Jan 23, 2022 · Many of Hobart's big attractions are right here, accompanied by cafes and art galleries. You won't have to search long for restaurant with ultra-fresh fish and seafood, from ...

Hobart - Wikitravel

Dec 12, 2024 · Founded in 1804 by Colonel David Collins, Hobart is the second oldest city in Australia. It grew out of the penal settlement on the island at Risdon Cove, eight kilometres up ...

What to do in Hobart - Tasmania Explorer

Explore Tasmania's capital, Hobart and surrounds with this comprehensive guide on what to do in Hobart, including top attractions, places to stay and more.

Service - Hobart Canada

If you require service over a broad geographic area, Hobart is your single point of contact. We coordinate the service calls for you through our national computer network.

Discover the Hobart CRS 110A parts manual for essential maintenance and repair tips. Ensure your

equipment runs smoothly. Learn more now!

[Back to Home](#)