








# Handwriting Without Tears Worksheet

Name: \_\_\_\_\_ Date: \_\_\_\_\_

## Handwriting Without Tears

Start to practice writing the letters from the dot.

Aa	Bb	Cc	Dd	Ee					
Ff	Gg	Hh	Ii	Jj					
Kk	Ll	Mm	Nn	Oo					
Pp	Qq	Rr	Ss	Tt					
Uu	Vv	Ww	Xx	Yy					
Zz									

Handwriting Without Tears Worksheet is a popular educational tool designed to help children develop their handwriting skills in a fun and engaging way. Created by Occupational Therapist Jan Olsen, this program focuses on teaching children the fundamentals of writing through a multi-sensory approach. The worksheets are structured to promote proper letter formation, improve fine motor skills, and enhance overall writing fluency. In this article, we will explore the benefits of using Handwriting Without Tears worksheets, what makes them effective, and how parents and educators can implement them in their teaching practices.

## Understanding the Handwriting Without Tears Program

Handwriting Without Tears is a comprehensive handwriting curriculum aimed at preschoolers through to the elementary school level. The program stands out for its simplicity and effectiveness, making it a preferred choice among teachers and parents alike.

# The Foundation of the Program

The program is built on several core principles:

1. Multi-sensory Learning: It incorporates visual, auditory, and kinesthetic strategies to cater to various learning styles.
2. Developmentally Appropriate Practices: Lessons are designed to match the developmental stages of children.
3. Focus on Confidence: By breaking down the writing process into manageable steps, children gain confidence in their abilities.

## Key Components of the Worksheets

Handwriting Without Tears worksheets are designed with specific components to enhance learning:

- Letter Formation: Worksheets guide children through the proper way to form letters, utilizing a consistent set of strokes.
- Spacing Practice: Children learn about spacing and organization by using visual cues.
- Consistent Framework: Each worksheet follows a similar layout, helping children familiarize themselves with the format.

## The Benefits of Using Handwriting Without Tears Worksheets

Utilizing Handwriting Without Tears worksheets can lead to numerous benefits for children as they develop their handwriting skills.

## **1. Improved Handwriting Skills**

The most obvious benefit is the improvement in handwriting quality. The systematic approach ensures that children learn how to form each letter correctly, which can result in neater and more legible writing.

## **2. Enhanced Fine Motor Skills**

Writing is not just about forming letters; it also involves the development of fine motor skills. The activities included in the worksheets encourage children to strengthen their hand muscles, improve dexterity, and increase coordination.

## **3. Increased Engagement**

The multi-sensory approach makes learning to write more enjoyable. Children are often more motivated to practice when the activities are interactive and fun.

## **4. Building Confidence**

As children master each step in the writing process, they build confidence in their abilities. This confidence can translate into other academic areas as well.

## **How to Implement Handwriting Without Tears Worksheets at**

# Home

Parents can easily implement Handwriting Without Tears worksheets at home to support their child's handwriting development. Here are some tips on how to get started:

## 1. Create a Writing Routine

Establish a regular time for handwriting practice. Consistency is key in helping children develop skills.

## 2. Use a Variety of Materials

In addition to worksheets, consider using different writing tools such as pencils, crayons, and markers. Each tool can provide a unique sensory experience.

## 3. Incorporate Fun Activities

Engage your child with fun activities that reinforce handwriting skills. This could include:

- Tracing Letters in Sand or Rice: A tactile way to practice letter formation.
- Using Play Dough: Shape letters with play dough to enhance muscle memory.
- Letter Scavenger Hunts: Find objects that start with each letter to reinforce letter recognition.

## 4. Monitor Progress

Keep track of your child's progress by regularly reviewing their worksheets. Celebrate small

achievements to encourage further development.

## **Choosing the Right Worksheets**

When selecting Handwriting Without Tears worksheets, it is essential to choose those that are appropriate for your child's age and skill level. Here are some guidelines:

### **1. Assess Skill Level**

Evaluate your child's current handwriting abilities. Are they just starting, or do they need more advanced practice? There are worksheets for various levels of proficiency.

### **2. Look for Visual Appeal**

Choose worksheets that are visually engaging. Bright colors, fun illustrations, and clear layouts can make practice more enjoyable.

### **3. Incorporate Thematic Worksheets**

Select worksheets that align with current topics of interest. For example, if your child loves animals, look for animal-themed handwriting worksheets.

## **Conclusion**

**Handwriting Without Tears worksheets** provide a structured and enjoyable way for children to develop their handwriting skills. With a focus on multi-sensory learning, fine motor skill enhancement, and confidence building, these worksheets are an invaluable resource for parents and educators. By incorporating them into regular practice and utilizing various engaging activities, children can master the art of handwriting while having fun along the way. Whether used in the classroom or at home, the benefits of these worksheets are clear, making them a must-have tool for any child's learning journey.

## **Frequently Asked Questions**

### **What is the Handwriting Without Tears program?**

Handwriting Without Tears is a multi-sensory program designed to teach handwriting skills to children in a fun and engaging way, focusing on proper letter formation and writing techniques.

### **What are the key features of Handwriting Without Tears worksheets?**

Key features include simple letter formations, engaging activities, a focus on motor skills, and a structured approach that builds confidence in young learners.

### **How can parents use Handwriting Without Tears worksheets at home?**

Parents can use these worksheets to reinforce handwriting skills by incorporating them into daily activities, providing practice opportunities, and making learning enjoyable through games and creative writing tasks.

### **Are Handwriting Without Tears worksheets suitable for children with learning disabilities?**

Yes, these worksheets are designed to be inclusive and can be adapted to meet the needs of children with various learning disabilities, helping them develop handwriting skills at their own pace.

## **What age group is Handwriting Without Tears designed for?**

Handwriting Without Tears is primarily designed for preschoolers and early elementary students, typically ages 4 to 7, but can be beneficial for older children who need additional support.

## **Can teachers integrate Handwriting Without Tears worksheets into their curriculum?**

Absolutely! Teachers can integrate these worksheets into their daily lessons to enhance handwriting instruction and support students in developing their writing skills effectively.

## **What materials are needed for using Handwriting Without Tears worksheets?**

Materials typically include the worksheets themselves, pencils, crayons, or markers, and sometimes additional tools like wooden letter pieces or chalkboards for hands-on practice.

## **How do Handwriting Without Tears worksheets promote fine motor skills?**

The worksheets include activities that encourage grip strength, hand-eye coordination, and control, which are essential for developing fine motor skills necessary for handwriting.

## **Where can I find Handwriting Without Tears worksheets?**

Handwriting Without Tears worksheets can be found on the official Handwriting Without Tears website, in educational supply stores, and through various online resources focused on early childhood education.

Find other PDF article:

<https://soc.up.edu.ph/58-view/Book?ID=VkD84-3506&title=the-book-walker-walkthrough.pdf>

# [Handwriting Without Tears Worksheet](#)

## **Time.is - exact time, any time zone**

1 day ago · Your time is exact! The difference from Time.is was +0.023 seconds ( $\pm 0.127$  seconds).

*timeanddate.com*

Welcome to the world's top site for time, time zones, and astronomy. Organize your life with free online info and tools you can rely on. No sign-up needed.

## World Clock — current time around the world

3 days ago · Our Global Timezone Map displays the current time now around the world. The map also reflects the daylight, night and midnight in real-time. Customize the World Clock for ...

## **Current Time Now | Time.now**

View your current local time on Time.now. Browse cities, countries, and timezones with their current times. Updated Live.

## **What Time Is It Now?**

1 day ago · The Current Time, Wherever You Are - Instantly. Welcome to What Time Is It Now? — your simplest, fastest, and most reliable way to check the exact time, no matter where you ...

## **National Institute of Standards and Technology | NIST**

Chamorro Standard Time CHST (UTC+10) 10:27:41 P.M. Atlantic Standard Time Puerto Rico / US Virgin Islands AST (UTC-4) 08:27:41 A.M.

## **Exact Time Clock Now (With Seconds, Milliseconds)**

If you find time zone (by region and city or by country), exact local time clock will be visible on that page. You can set this clock to run in background or place it on your website as widget.

## **USA Time Now - Live US Time Zones**

Find current local time in any US state, city, or territory. Live clock system with time zone comparison and conversion tools for all American time zones.

## *World Clock - Live Time in Major Cities Worldwide - DQYDJ*

Jul 20, 2025 · On this page, you'll find a live world clock displaying current time in major cities around the globe, with real-time updates and visual day/night indicators. The tool shows time ...

## Time.is - 0000000000

UTC GMT CET Pacific Time Mountain Time Central Time Eastern Time China Standard Time India Standard Time

## *[XPGFS] NOAA GFS Weather: Real Weather For X-Plane*

Jan 2, 2012 · XPGFS brings alive the x-plane atmosphere combining METAR reports and NOAA Weather data for the whole world. Features: - Own METAR interpretation engine. - 8 Layers of ...

## Which weather plugin is the best for XP11? - X-Plane.Org Forum

Apr 11, 2019 · Hello which weather plugin is the best looking one for Xplane 11? I am looking for the most realistic weather plugin.



### *ZHSI - Utilities - X-Plane.Org Forum*

Jul 22, 2019 · ZHSI is a glass cockpit software suite for the Zibo Mod B737-800X. This program is free software: you can redistribute it and/or modify it under the terms of the GNU General ...

### *Weather Radar - XP12 & ToLiss A321 - X-Plane.Org Forum*

Feb 14, 2023 · Maybe I've missed something obvious, but is the weather radar non-functioning in XP12?

### **Weather in X-Plane 12 - AviTab Plugin - X-Plane.Org Forum**

Oct 3, 2022 · AMD Ryzen™ 7 9800X3D CPU / NVIDIA GIGABYTE RTX 5080 - 64GB RAM with a Samsung Odyssey G9 Neo 49" curved monitor running a 5120 x 1440 resolution

### *Weather Radar - Thranda Pilatus PC-12 XP12 - X-Plane.Org Forum*

Jan 3, 2025 · Hello everyone Concerning the weather radar, is it simulated? I'm asking because I can't get it to work no matter which buttons I press. Nothing happens. Thank you for your ...

### **Weather Radar - Questions/Discussions - X-Plane.Org Forum**

Sep 26, 2024 · Hi there, Flying the 777 has been great, and the system depth and features are stunning. However, I have not been able to find much on weather radar usage in the FCOM or ...

### *Free Snow! Custom Conditions - Utilities - X-Plane.Org Forum*

Dec 11, 2024 · Custom Conditions lets you play weather wizard without messing up your METAR data. Works great for those days when x-plane isn't showing any snow/rain/ice, but you clearly ...

### *Terrain radar + Vertical Situation Display - X-Plane.Org Forum*

May 24, 2017 · The plugin adds EGPWS terrain display feature (with peaks mode). Now Plugin work in two modes: integration into the navigation display (see the list of supported aircrafts) ...

### **Smooth Weather Script - X-Plane.Org Forum**

Sep 28, 2020 · This is a FlyWithLua script that will prevent abrupt/violent weather changes and will make the weather more accurate. It also includes cloud improvements and an option for ...

Unlock your child's writing potential with our Handwriting Without Tears worksheet! Discover how these engaging activities can enhance fine motor skills. Learn more!

[Back to Home](#)