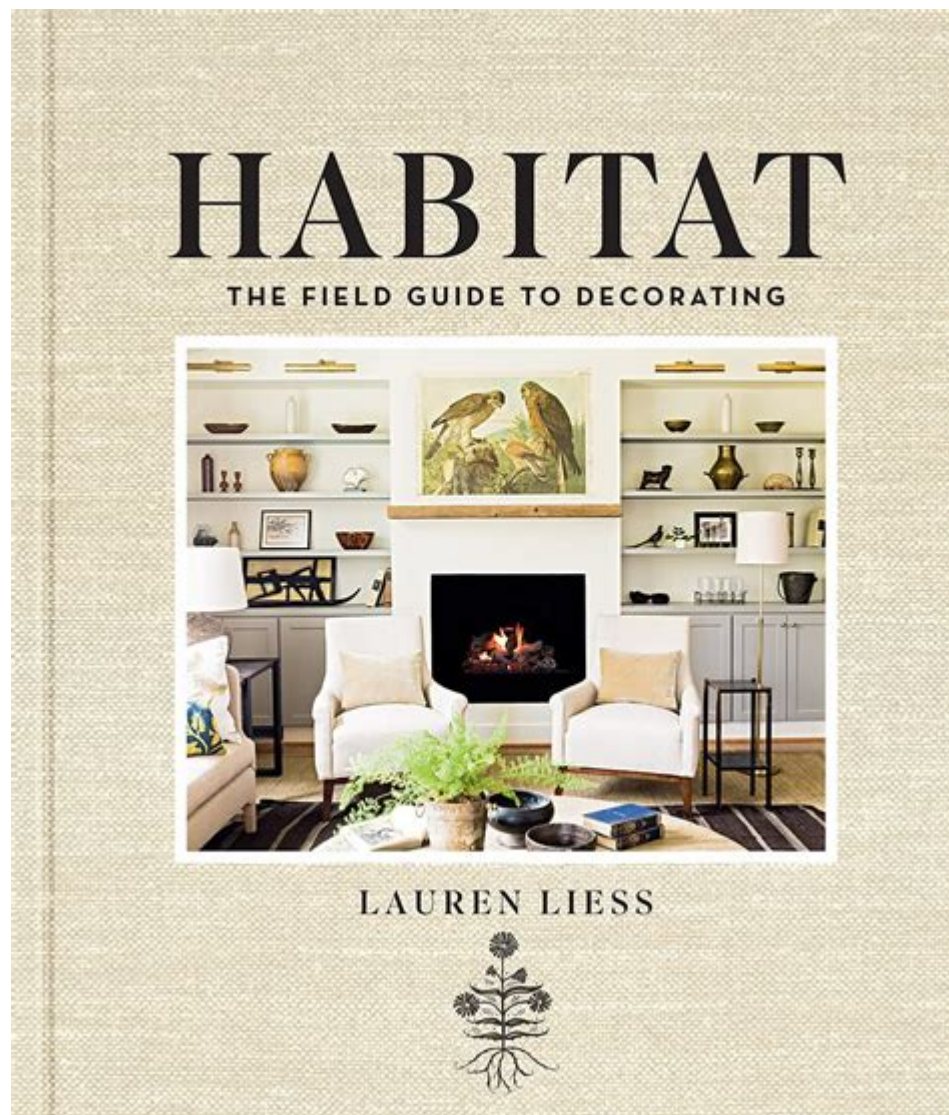


Habitat The Field Guide To Decorating



Habitat: The Field Guide to Decorating is an essential resource for anyone looking to transform their living space into a reflection of their personal style. This guide not only provides practical tips and tricks for decorating but also delves into the philosophy of creating a home that resonates with comfort, functionality, and aesthetic appeal. In this article, we will explore the key themes of habitat decoration, including the importance of understanding your space, selecting the right colors and materials, and incorporating personal touches that make your home uniquely yours.

Understanding Your Space

Before embarking on any decorating project, it is crucial to have a deep understanding of the space you are working with. Each room has its own character and purpose, which should guide your decorating choices.

Assessing the Layout

1. Measure the Space: Accurate measurements are vital. Use a tape measure to note the dimensions of the room, including the height, width, and depth of any built-in features like cabinets or shelves.
2. Consider the Flow: Think about how people will move through the space. Make sure pathways are clear and that furniture arrangements facilitate easy movement.
3. Identify Focal Points: Every room should have a focal point, whether it's a fireplace, a large window with a view, or a piece of art. Understanding this will help you arrange your decor around it.

Evaluating Natural Light

Natural light can dramatically affect the ambiance of a room. Here's how to evaluate it:

- Window Placement: Observe the size and placement of windows. Rooms with larger windows typically feel more open and inviting.
- Light Quality: Consider the quality of light at different times of the day. Does it cast warm tones in the morning, or does it feel cooler in the afternoon?
- Use of Mirrors: Mirrors can amplify natural light and create the illusion of more space. Strategically placing mirrors can enhance the light quality in a room.

Selecting Colors and Materials

Once you understand your space, the next step is to choose colors and materials that will define the mood of your home.

Choosing a Color Palette

Creating a cohesive color palette is fundamental in habitat decoration. Here are some steps to guide you:

1. Inspiration Sources: Look for inspiration in nature, art, or even your wardrobe. Identify colors that resonate with you.
2. The Rule of Three: Use a primary color, a secondary color, and a neutral. This approach creates balance and harmony.
3. Test Samples: Always test paint samples on the walls. Colors can appear different depending on the lighting and surrounding decor.

Material Selection

The materials you choose play a significant role in the overall feel of your space. Consider

the following:

- Textures: Mix different textures (e.g., smooth leather, rough wood, soft fabrics) to add depth and interest.
- Durability: Select materials that suit your lifestyle. For example, families with children might prefer washable fabrics and stain-resistant surfaces.
- Sustainability: Opt for eco-friendly materials whenever possible. Sustainable choices can enhance the decor and reduce environmental impact.

Furniture Arrangement

The way you arrange furniture can make or break the functionality and aesthetic appeal of a room.

Creating Zones

In open-concept spaces, creating zones can help define different areas. Here's how:

- Area Rugs: Use rugs to establish boundaries for different zones, such as a dining area or a reading nook.
- Furniture Grouping: Group furniture to encourage conversation. For example, place chairs and sofas in a U-shape to create an inviting atmosphere.
- Multi-Functional Pieces: Consider furniture that serves multiple purposes, like ottomans with storage or a coffee table that doubles as a desk.

Balancing Scale and Proportion

Ensuring that your furniture is in proportion to the size of the room is key to a well-decorated space:

- Large Furniture in Small Rooms: Avoid oversized furniture in small spaces, as it can make the area feel cramped.
- Mixing Sizes: Combine different sizes of furniture to create visual interest. For instance, pair a large sectional sofa with smaller accent chairs.
- Vertical Elements: Use tall bookshelves or floor lamps to draw the eye upward and create an illusion of height in a room.

Incorporating Personal Touches

One of the most rewarding aspects of decorating is the opportunity to showcase your personality. Here are some ideas for adding personal touches to your home:

Artwork and Decor

- Gallery Walls: Create a gallery wall with a mix of framed art, photographs, and other decorative items that tell your story.
- DIY Projects: Consider incorporating DIY decor that reflects your creativity. This could be anything from handmade pottery to custom wall art.
- Cultural Artifacts: Display items from your travels or family heirlooms to add a sense of history and personal significance to your space.

Textiles and Accessories

- Bedding and Throws: Use colorful and textured textiles like quilts and throw pillows to add warmth and comfort to your living spaces.
- Plants: Incorporating greenery not only enhances the decor but also improves air quality. Choose plants that suit your lighting conditions and maintenance preferences.
- Seasonal Decor: Change accessories with the seasons to keep your space fresh and inviting. This could include swapping out throw pillows, table centerpieces, or wall art.

Maintaining Your Decor

After creating your ideal habitat, it's important to keep it looking fresh and inviting. Here are some maintenance tips:

Regular Cleaning

- Dust and Vacuum: Regularly dust surfaces and vacuum carpets and upholstery to keep your space clean and allergen-free.
- Deep Cleaning: Schedule deep cleaning sessions for upholstery, curtains, and carpets to maintain their appearance over time.

Updating Decor

- Refresh Accessories: Occasionally refresh your decor items, such as swapping out decorative pillows or artwork to keep the look current.
- Seasonal Changes: Embrace the seasons by updating your decor with seasonal colors and themes.

Conclusion

Habitat: The Field Guide to Decorating is a treasure trove of inspiration and practical advice

for anyone looking to create a home that reflects their unique personality and style. By understanding your space, selecting the right colors and materials, arranging furniture thoughtfully, and incorporating personal touches, you can transform any area into a beautiful and functional habitat. Remember, decorating is an ongoing journey—allow yourself the freedom to experiment and evolve your space over time. Happy decorating!

Frequently Asked Questions

What is 'Habitat: The Field Guide to Decorating' primarily about?

'Habitat: The Field Guide to Decorating' is a comprehensive guide that explores various decorating styles, techniques, and tips for creating beautiful and functional living spaces.

Who is the author of 'Habitat: The Field Guide to Decorating'?

The book is authored by a prominent interior designer known for their innovative approach to home decor, though the specific author may vary based on editions.

What types of decorating styles are covered in the book?

The book covers a wide range of decorating styles, including modern, traditional, rustic, and eclectic, providing insights into how to blend elements from different styles.

Does 'Habitat: The Field Guide to Decorating' include practical tips for DIY projects?

Yes, the book features practical tips and step-by-step guides for various DIY projects, allowing readers to personalize their spaces creatively.

Is 'Habitat: The Field Guide to Decorating' suitable for beginners?

Absolutely, the book is designed to be accessible for readers of all skill levels, making it a great resource for beginners interested in home decorating.

Are there any illustrations or photographs included in the book?

Yes, the book is richly illustrated with photographs and diagrams that showcase design concepts and inspire readers with visual examples.

Can 'Habitat: The Field Guide to Decorating' help with small space decorating?

Yes, the book offers specific advice and strategies for maximizing small spaces, helping readers to create functional and stylish environments regardless of size.

Find other PDF article:

<https://soc.up.edu.ph/63-zoom/pdf?dataid=JVi51-5217&title=turning-points-in-history.pdf>

Habitat The Field Guide To Decorating

□□□□□□□□□□?□□□□ - □□□□

Jun 26, 2024 · 1. The primary reason why giant pandas are endangered is the loss of their natural habitat. Over the past few centuries, deforestation and ...



□□□□□□□□□□□□□□□□□□ - □□□□

Jul 17, 2024 · 4. [\[REDACTED\] UN-Habitat \[REDACTED\] ...](#)

habitat international -

Jul 28, 2024 · Habitat International
ISSN 0197 ...

□□□□□□□□□□ - □□□□

Nov 5, 2011 · 
 ...

Nov 25, 2011 · [αβγα](#) [within-habitat diversity](#) ...

□□65□□□□□□□□? - □□□□

Jun 20, 2012 · 1974 Only one Earth 1975 Human Settlements 1976 Water: Vital Resource for Life 1977 Ozone Layer ...

habitats habitat

Dec 4, 2010 · habitats

A diagram showing two groups of base ten blocks. The first group consists of 18 vertical rods, each representing a ten. The second group consists of 4 small cubes, each representing a one.

Jan 1, 2008 · 2 2.1 habitat Grinnell 1917 ...

investimentos - 1000

Habitat QualitybupInVESTHabitat Quality.
 InVEST ...

[grow up](#) [grow into](#) -

Apr 12, 2011 · ggrow up grow Their children have all grown up and left home now. In its natural ...

-

Jun 26, 2024 · 1. The primary reason why giant pandas are endangered is the loss of their natural habitat. Over the past few centuries, deforestation and ...

-

Jul 17, 2024 · 4. UN-Habitat ...

[habitat international](#) -

Jul 28, 2024 · Habitat International Habitat International ISSN 0197 ...

-

Nov 5, 2011 · ...

-

Nov 25, 2011 · within-habitat diversity ...

65? -

Jun 20, 2012 · 1974 Only one Earth 1975 Human Settlements 1976 Water: Vital Resource for Life 1977 Ozone Layer ...

[habitats](#) [habitat](#) -

Dec 4, 2010 · habitats habitat ...s

-

Jan 1, 2008 · 2 2.1 habitat Grinnell 1917 ...

invest -

Habitat Quality bup InVEST Habitat Quality. InVEST ...

grow up **grow into** -

Apr 12, 2011 · ggrow up grow Their children have all grown up and left home now. In its natural ...

Explore "Habitat: The Field Guide to Decorating" for expert tips and inspiration to transform your space. Discover how to elevate your home decor today!

[Back to Home](#)