

Hanayama Ufo Puzzle Solution



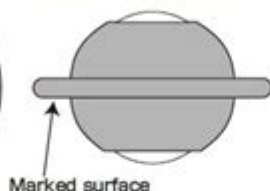
Objective of the Puzzle: Take apart and put back together
Manufacturer: Hanayama
Difficulty: Level 8 (out of 10)

«Before you start»

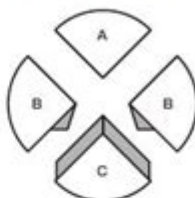
This puzzle is to take apart the silver pieces on the inside by moving them to the specified positions, with the marked surface facing downward.



※ The puzzle cannot be solved on the opposite side because the hole size is different.



The silver pieces comprise of three shapes: A, B, and C.



The sphere has protrusions on the inner side that need to be aligned for the pieces to be taken apart. When taking apart, start from A which has no protrusion.

«The following illustrations are view from below»



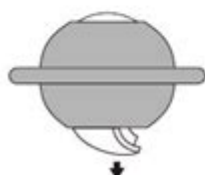
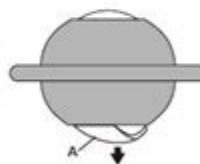
① Align the silver pieces in the positions shown in the above diagram.
※ The gray pieces can go in any position.



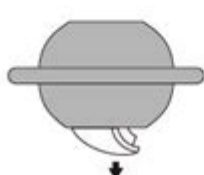
② Shift the silver pieces a little at a time.



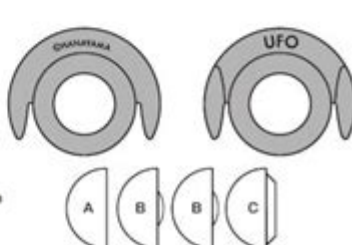
③ When piece A is in the correct position, it will drop.
※ If it doesn't drop, rotate the silver pieces, switch with others and try again from ①.



④ By shifting the pieces a little at a time, ⑤ Move the remaining 3 pieces to search piece A will drop.



⑥ Move the remaining 3 pieces to search for others that will drop.



⑦ When all the silver pieces have been removed, the gray pieces on the outside will also split up.

Hanayama UFO Puzzle Solution

The Hanayama UFO puzzle, a captivating metal brain teaser, has won the hearts of puzzle enthusiasts around the world. Designed with both aesthetic appeal and mental challenge in mind, this puzzle stands out not only for its unique shape but also for the intricate problem-solving it requires. In this article, we will delve into the specifics of the Hanayama UFO puzzle, its mechanisms, and ultimately provide a comprehensive solution to help you conquer this delightful challenge.

Overview of Hanayama Puzzles

Hanayama Co., Ltd. is a Japanese company renowned for its high-quality metal puzzles. Established in 1980, the company has produced a vast array of puzzles that range in difficulty from beginner to expert levels. The puzzles

are typically made from cast metal and are designed to be both visually appealing and mentally stimulating. The Hanayama UFO puzzle is part of this illustrious collection, noted for its distinctive shape resembling a flying saucer.

Design and Features of the Hanayama UFO Puzzle

The Hanayama UFO puzzle consists of two interlocking pieces that are crafted from heavy metal, giving it a solid and durable feel. The design is elegant, with smooth curves and a polished finish, making it a beautiful item to display. Key features include:

- Two Interlocking Pieces: The puzzle consists of two interlocking parts that must be separated and then reassembled.
- Unique Shape: The UFO shape adds to the intrigue and aesthetic appeal.
- High-Quality Material: Made from durable metal, ensuring longevity and a satisfying tactile experience.

The puzzle is rated at a difficulty level of 3 out of 6, making it a challenging yet achievable task for most puzzle enthusiasts.

Understanding the Mechanics of the Puzzle

To solve the Hanayama UFO puzzle, it is crucial to understand its mechanics. The two pieces are designed to fit together in a specific way, and recognizing how they interact is key to separating them.

Analyzing the Pieces

1. Identify the Components: Begin by examining the two pieces closely. Each has a specific orientation and set of grooves that interact with the other piece.
2. Movement and Rotation: The pieces can be rotated and moved in various directions. Understanding how one piece affects the other during these movements is vital.
3. Finding the Release Point: The goal is to identify the position where the two pieces can be separated. This often involves manipulating one piece into a specific orientation to create enough space to disengage the other.

Step-by-Step Solution to the Hanayama UFO Puzzle

While the Hanayama UFO puzzle can be quite perplexing, following a systematic approach can simplify the process. Here is a step-by-step breakdown of how to solve the puzzle:

Step 1: Initial Exploration

- Start by holding the puzzle in your hands.
- Rotate and shift the pieces to get a feel for how they move together.
- Try to find a position where you can see the inner workings of the interlocking mechanism.

Step 2: Identify the Key Movements

- Look for points of tension where the pieces seem to resist separation.
- Experiment with rotating one piece while simultaneously pulling on the other.

Step 3: Separate the Pieces

1. Position the UFO: Hold the puzzle with the larger piece facing up.
2. Rotational Shift: Rotate the smaller piece 180 degrees. This movement will allow for the most flexibility in disengaging the two parts.
3. Pull Apart: While maintaining the rotation, gently pull the smaller piece away from the larger piece. You should feel a gradual loosening as the pieces separate.

Step 4: Reassemble the Puzzle

Once you have successfully separated the pieces, it is equally important to learn how to reassemble the puzzle:

1. Align the Pieces: Start with the larger piece facing up again.
2. Insert the Smaller Piece: Carefully rotate and position the smaller piece so that it fits within the grooves of the larger piece.
3. Press and Rotate: Gently press down and rotate the smaller piece back to its original position, ensuring it locks into place.

Tips and Tricks for Solving the Hanayama UFO Puzzle

While the aforementioned steps provide a clear path to solving the puzzle, some additional tips can enhance your experience:

- Stay Patient: The Hanayama UFO puzzle can be tricky, and it may take several attempts to find the right movements. Patience is key.
- Visualize the Mechanism: Understanding how the pieces fit together can greatly aid in problem-solving. Try to visualize the internal workings as you manipulate the pieces.
- Practice Makes Perfect: If you find yourself struggling, take a break and return later with a fresh mindset. Sometimes stepping away can provide new insights.

Conclusion

The Hanayama UFO puzzle is not just a test of dexterity but also a delightful exercise in spatial reasoning. Its elegant design and the satisfaction of successfully manipulating the two pieces make it a rewarding experience for any puzzle enthusiast. By following the steps outlined in this article and employing patience and practice, you can conquer the Hanayama UFO puzzle and enjoy the thrill of its unique challenge.

Whether you are a seasoned puzzler or just starting your journey, the Hanayama UFO puzzle represents a perfect blend of art and intellect, offering hours of entertainment and a sense of accomplishment upon completion. So gather your wits, give it a try, and enjoy the wonderful world of Hanayama puzzles!

Frequently Asked Questions

What is the Hanayama UFO puzzle and why is it popular?

The Hanayama UFO puzzle is a metal puzzle designed by Japanese puzzle maker Hanayama. It consists of two interlocking pieces shaped like a UFO. It is popular for its challenging design and the satisfaction of solving it, appealing to puzzle enthusiasts.

What are the key steps in solving the Hanayama UFO puzzle?

To solve the Hanayama UFO puzzle, begin by examining the pieces closely. Focus on the interlocking mechanism and try to separate the two pieces by feeling for movement and potential pivot points. Patience and persistence are crucial.

Are there any common mistakes people make when trying to solve the Hanayama UFO puzzle?

Yes, common mistakes include forcing the pieces apart without understanding their movement, not observing the puzzle closely, and getting frustrated too quickly. It's important to approach the puzzle with a calm mindset.

Can you provide a hint for solving the Hanayama UFO puzzle?

A helpful hint is to manipulate the pieces gently in different orientations. Sometimes changing the angle can reveal hidden pathways that allow the pieces to separate more easily.

Is there a specific technique to remember when solving the Hanayama UFO puzzle?

Yes, a useful technique is to visualize the path of movement between the two pieces. Think of it as a dance where each piece has to move in a specific way to unlock the connection.

How does the difficulty of the Hanayama UFO puzzle compare to other Hanayama puzzles?

The Hanayama UFO puzzle is rated as a level 3 out of 6 in difficulty, making it moderately challenging compared to other Hanayama puzzles, which can range from very easy to extremely difficult.

Where can I find tutorials or guides for solving the Hanayama UFO puzzle?

Tutorials and guides can be found on various puzzle forums, YouTube channels dedicated to puzzle solving, and puzzle enthusiast websites where solvers share tips and walkthroughs.

What materials are used in the Hanayama UFO puzzle?

The Hanayama UFO puzzle is typically made from high-quality metal, often cast from zinc alloy, which gives it a durable and sturdy feel while maintaining an intricate design.

Find other PDF article:

<https://soc.up.edu.ph/59-cover/pdf?dataid=C1D88-7164&title=the-goal-eliyahu-goldratt-veltab.pdf>

[Hanayama Ufo Puzzle Solution](#)

Hanayama Toys | Just For Fun

Type at least 1 character to search # Hit enter to search or ESC to close

Huzzle (Cast Puzzle) - Hanayama Toys | Just For Fun

Level 6 Grand Master Chess Puzzle Huzzle Display Copyright (C) HANAYAMA Co., Ltd. All rights reserved.

Puzzles - Hanayama Toys | Just For Fun

Puzzles & Brainteasers Puzzle Ring Jigsaw Series Copyright (C) HANAYAMA Co., Ltd. All rights reserved.

About - Hanayama Toys | Just For Fun

Since 1933, we have been delivering numerous “joys” to domestic and international markets as a specialist manufacturer of puzzles and games. Even in today’s world where vast amounts of ...

Level 5 Expert - Hanayama Toys | Just For Fun

The Legend of Zelda™ - Huzzle Triforce Copyright (C) HANAYAMA Co., Ltd. All rights reserved.

Level 6 Grand Master - Hanayama Toys | Just For Fun

HZ 6-10 Cast Rotor HZ 6-11 Cast Key III The Legend of Zelda™ - Huzzle Master Sword Copyright (C) HANAYAMA Co., Ltd. All rights reserved.

HZ 6-11 Cast Key III - Hanayama Toys | Just For Fun

Cast Oskar, first released in 1987 and highly popular among puzzle collectors, has now been revived as "Cast Key III" with new gimmicks added. At first glance, it appears to be a flat ...

Puzzles & Brainteasers - Hanayama Toys | Just For Fun

Puzzle Ring Puzzle Ring Jigsaw Series Copyright (C) HANAYAMA Co., Ltd. All rights reserved.

Catalog - Hanayama Toys | Just For Fun

Copyright (C) HANAYAMA Co., Ltd. All rights reserved. Imagined by DOOD Website design

HZ 3-12 Cast Slider - Hanayama Toys | Just For Fun

HZ 3-12 Cast Slider Newly Launching in June 2019! The puzzle looks easy and has a cool design, with simple movements that will surprise you. The process of solving and reassembling this ...

Hanayama Toys | Just For Fun

Type at least 1 character to search # Hit enter to search or ESC to close

Huzzle (Cast Puzzle) - Hanayama Toys | Just For Fun

Level 6 Grand Master Chess Puzzle Huzzle Display Copyright (C) HANAYAMA Co., Ltd. All rights reserved.

Puzzles - Hanayama Toys | Just For Fun

Puzzles & Brainteasers Puzzle Ring Jigsaw Series Copyright (C) HANAYAMA Co., Ltd. All rights reserved.

About - Hanayama Toys | Just For Fun

Since 1933, we have been delivering numerous "joys" to domestic and international markets as a specialist manufacturer of puzzles and games. Even in today's world where vast amounts of ...

Level 5 Expert - Hanayama Toys | Just For Fun

The Legend of Zelda™ - Huzzle Triforce Copyright (C) HANAYAMA Co., Ltd. All rights reserved.

Level 6 Grand Master - Hanayama Toys | Just For Fun

HZ 6-10 Cast Rotor HZ 6-11 Cast Key III The Legend of Zelda™ - Huzzle Master Sword Copyright (C) HANAYAMA Co., Ltd. All rights reserved.

HZ 6-11 Cast Key III - Hanayama Toys | Just For Fun

Cast Oskar, first released in 1987 and highly popular among puzzle collectors, has now been revived as "Cast Key III" with new gimmicks added. At first glance, it appears to be a flat puzzle ...

Puzzles & Brainteasers - Hanayama Toys | Just For Fun

Puzzle Ring Puzzle Ring Jigsaw Series Copyright (C) HANAYAMA Co., Ltd. All rights reserved.

Catalog - Hanayama Toys | Just For Fun

Copyright (C) HANAYAMA Co., Ltd. All rights reserved. Imagined by DOOD Website design

HZ 3-12 Cast Slider - Hanayama Toys | Just For Fun

HZ 3-12 Cast Slider Newly Launching in June 2019! The puzzle looks easy and has a cool design, with simple movements that will surprise you. The process of solving and reassembling this ...

Struggling with the Hanayama UFO puzzle? Discover the ultimate Hanayama UFO puzzle solution and master this challenging brain teaser. Learn more now!

[Back to Home](#)