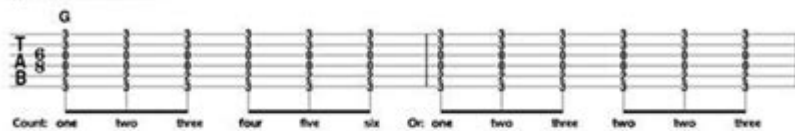


# Hal Leonard Guitar Tab Method

## STRUMMING IN 6/8

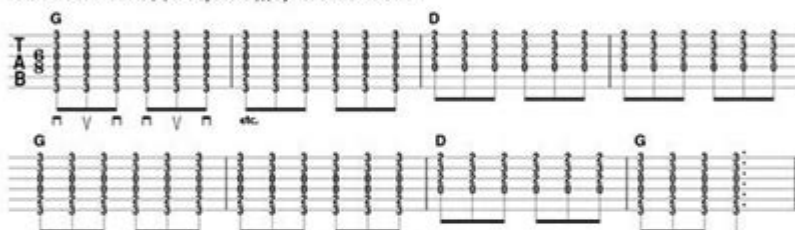
Earlier in this book (page 6), you played a couple of songs containing arpeggios set in 6/8. Now let's look at the 6/8 time signature in greater depth. As mentioned previously, the 6/8 time signature indicates six eighth notes per measure, with a pulse typically felt in two beats.



One place you commonly hear the 6/8 pulse is in an Irish jig. Though you strum in a 1-2-3-4-5-6 pattern during a jig, there is a quirk of the style, in that you strum it in a down-up-down, down-up-down pattern. Those consecutive downstrokes can be a bit tricky at first, but they're key to authentic Irish accompaniment.

### THE IRISH WASHERWOMAN

Follow the downstroke (▮) and upstroke (∨) symbols below the staff.



Here are a couple of commonly heard 6/8 strum patterns.

### 6/8 VARIATION 1

This strum pattern doubles up on beats 2 and 5 using 16th-note strums.




### 6/8 VARIATION 2

This strum pattern takes the last one a step further, adding 16th-note strums to beats 2, 3, 5, and 6.



### THE HOUSE OF THE RISING SUN

The Animals' 1964 hit features one of the all-time great rock arpeggio riffs in 6/8 time.



**Hal Leonard Guitar Tab Method** is one of the most popular and effective ways for beginners and intermediates alike to learn guitar through the use of tablature. This method has been designed to cater to aspiring guitarists who want to learn how to play their favorite songs quickly and efficiently. With its user-friendly approach, the Hal Leonard Guitar Tab Method provides an excellent foundation in guitar playing while emphasizing both practical skills and musical theory. In this article, we will explore the features, benefits, and structure of the Hal Leonard Guitar Tab Method, along with tips and resources to maximize your learning experience.

## What is the Hal Leonard Guitar Tab Method?

The Hal Leonard Guitar Tab Method is a comprehensive series of instructional

books and resources designed to teach guitar players of all levels how to read and play music using tablature. Tablature, or "tab," is a simplified form of musical notation that indicates finger placement on the guitar fretboard, making it easier for beginners to understand and play their favorite songs.

## History and Development

The Hal Leonard Corporation, founded in 1947, is one of the largest publishers of music print and digital content in the world. The Guitar Tab Method was developed to fill a gap in traditional music education, providing an accessible entry point for those who may find standard music notation daunting.

## Target Audience

The method primarily targets:

- Beginners who are just starting out on the guitar
- Intermediate players looking to solidify their skills
- Self-taught musicians seeking a structured learning path

## Core Components of the Method

The Hal Leonard Guitar Tab Method is structured around several core components that make learning engaging and effective. Here are the key elements:

### 1. Tablature Basics

The method begins with an introduction to tablature, explaining how to read and interpret tabs effectively. This includes:

- Understanding the six strings of the guitar and their corresponding numbers on the tab staff
- Recognizing common symbols used in tab, such as slides, bends, and hammer-ons
- Learning simple melodies and riffs to reinforce these concepts

### 2. Chords and Strumming Patterns

Once the basics of tablature are established, the method introduces essential chords and strumming patterns. Key features include:

- Visual diagrams for common open chords
- Progressions that help students practice transitioning between chords
- Strumming exercises that build rhythm and timing

### **3. Song Lessons**

The Hal Leonard Guitar Tab Method includes a variety of popular songs across different genres. This section is particularly appealing to students as it allows them to:

- Apply their skills to real music they enjoy
- Learn iconic riffs and solos from well-known tracks
- Develop their ability to play along with recordings

### **4. Music Theory Fundamentals**

Understanding music theory can enhance a guitarist's overall musicianship. The method incorporates:

- Basic scales and their practical applications
- The relationship between chords and keys
- An introduction to improvisation techniques

## **Benefits of the Hal Leonard Guitar Tab Method**

There are numerous advantages to using the Hal Leonard Guitar Tab Method for learning guitar:

### **1. Accessibility**

The method is designed to be approachable for beginners. Tablature is easier to read than traditional sheet music, allowing students to start playing songs quickly without extensive music theory knowledge.

### **2. Structured Learning Path**

The step-by-step approach fosters progressive skill development. Each lesson builds upon the previous one, ensuring that students feel a sense of accomplishment as they advance.

### **3. Variety of Learning Materials**

The Hal Leonard Guitar Tab Method is supplemented by a range of materials, including:

- Instructional books
- Online resources and video tutorials
- Backing tracks for practice

### **4. Engaging Content**

Learning through popular songs keeps students motivated and engaged. The

method features a wide selection of music spanning various genres, catering to diverse tastes.

## **How to Get Started with the Hal Leonard Guitar Tab Method**

If you're excited to begin your journey with the Hal Leonard Guitar Tab Method, here's how to get started:

### **1. Acquire the Materials**

You can find the Hal Leonard Guitar Tab Method books at music stores, online retailers, or local libraries. Look for:

- The beginner book for fundamentals
- Intermediate books for skill enhancement
- Song collections that interest you

### **2. Set Up a Practice Schedule**

Consistency is key in mastering the guitar. Create a practice schedule that includes:

- Daily practice sessions of at least 20-30 minutes
- Specific goals for each session (e.g., mastering a chord, learning a new song)
- Regular reviews of previously learned material

### **3. Utilize Supplementary Resources**

Take advantage of additional learning tools:

- Online courses and video lessons that complement the Hal Leonard Method
- Guitar apps for tuning, metronome, and chord reference
- Community forums and social media groups for support and tips

## **Conclusion**

The **Hal Leonard Guitar Tab Method** stands out as a practical and effective way to learn guitar, making it an excellent choice for beginners and intermediate players alike. With a structured approach, engaging content, and a focus on popular music, it provides all the tools needed to become a confident guitarist. Whether you're strumming your first chords or looking to refine your skills, this method offers a pathway to musical success. So grab your guitar, pick up the Hal Leonard materials, and start your journey today!

# Frequently Asked Questions

## What is the Hal Leonard Guitar Tab Method?

The Hal Leonard Guitar Tab Method is a comprehensive instructional guide designed to teach beginners how to read guitar tablature and play the guitar effectively.

## Who is the Hal Leonard Guitar Tab Method suitable for?

This method is suitable for beginners of all ages who are interested in learning how to play the guitar using tablature notation.

## What materials are included in the Hal Leonard Guitar Tab Method?

The method typically includes a book with lessons, exercises, and songs, as well as access to online audio tracks for practice.

## Does the Hal Leonard Guitar Tab Method cover different styles of music?

Yes, the method includes a variety of musical styles, allowing students to learn different genres such as rock, pop, blues, and more.

## What are the key features of the Hal Leonard Guitar Tab Method?

Key features include step-by-step instructions, illustrations, practice exercises, and popular song examples to reinforce learning.

## Can I use the Hal Leonard Guitar Tab Method for self-study?

Absolutely! The method is designed for self-learners, making it easy for individuals to study at their own pace.

## Is there a digital version of the Hal Leonard Guitar Tab Method available?

Yes, Hal Leonard offers digital versions of their method, which can be accessed on various platforms, providing convenience for users.

## How does the Hal Leonard Guitar Tab Method compare to other guitar learning methods?

The Hal Leonard Guitar Tab Method is highly regarded for its clear presentation, structured lessons, and extensive song selection, making it a popular choice among learners.

Find other PDF article:

Oct 18, 2016 · HAL 13 7 3 3 1 HAL ...

```

#####
#####HAL#####
#####@] ...

```

```

stm32_hal HAL

```

[illegible]

```
"HAL_INITIALIZATION_FAILED"WindowsHALBIOS ...
```

```
STM32F103VET6 HAL
```

“5155 HAL”

```

halstm32esp32ch32,etc esp32,esp8266 keil,iar
IDE ...

```

HAL[0000000000000000], 000000[200]. 000000HAL[00000000], HAL[0000000000000000], 0000000000000000  
00000000, 000000 ...

[illegible]

Oct 18, 2016 · HAL 13 7 3 3 1 HAL ...

HAL

...

stm32halcubemx...

stm32hal HAL

STM32HALSTHAL -

STM32HALSTHAL HAL

Win11HAL\_INITIALIZATION\_FAILED (5c)?

“HAL\_INITIALIZATION\_FAILED”WindowsHAL BIOS

STM32 HAL HAL\_UART\_Transmit() -

STM32F103VET6 HAL

STM32Hal?

“515 HAL”

hal -

halstm32esp32ch32, stc esp32, esp8266 keil, iar IDE

HAL

HAL, 200. HAL, HAL,

STM32HAL -

HALMCU

Unlock your guitar potential with the Hal Leonard Guitar Tab Method! Perfect for beginners

[Back to Home](#)