






Goldilocks And The Three Bears Sequencing Worksheet

Name: _____

Goldilocks and the Three Bears

1	2	3	4	5

				
---	---	---	---	---

Goldilocks and the Three Bears Sequencing Worksheet is an engaging educational tool designed to help young learners understand the sequence of events in the classic fairy tale. This worksheet not only enhances reading comprehension but also promotes critical thinking and storytelling skills. By sequencing the events of the story, children can better grasp the narrative structure and improve their ability to retell stories. In this article, we will explore the significance of sequencing worksheets, delve into the story of "Goldilocks and the Three Bears," and discuss how to effectively implement a sequencing worksheet in the classroom or at home.

Understanding Sequencing in Storytelling

Sequencing is a crucial skill in both reading and writing. It involves identifying the order of events in a story, which helps students comprehend the narrative and make connections between different parts of the text. When children can recognize the sequence of events, they gain a deeper understanding of the story's plot, characters, and themes.

The Importance of Sequencing Worksheets

Sequencing worksheets serve several purposes in a child's learning journey:

1. **Enhanced Comprehension:** By breaking down a story into its key components, students can focus on understanding each part before piecing it together.

2. **Critical Thinking:** Sequencing tasks encourage students to think critically about the story structure and the relationships between events.
3. **Visual Learning:** Worksheets often provide visual aids, making it easier for visual learners to grasp the sequence of events.
4. **Retelling Skills:** Once children understand the sequence, they are better equipped to retell the story in their own words, further reinforcing their comprehension.
5. **Assessment Tool:** Teachers can use sequencing worksheets to assess a student's understanding of a story and their ability to organize thoughts logically.

The Story of Goldilocks and the Three Bears

"Goldilocks and the Three Bears" is a classic fairy tale that has been retold in various adaptations over the years. The story centers around a young girl named Goldilocks who finds her way into the home of three bears—Papa Bear, Mama Bear, and Baby Bear. Each bear has distinct characteristics and preferences, which play a significant role in the story's development.

Summary of the Story

The narrative unfolds as follows:

1. **Goldilocks Enters the Bears' House:** The story begins with Goldilocks wandering through the woods and discovering the bears' home. When she finds the door unlocked, her curiosity leads her inside.
2. **Exploring the House:** Once inside, Goldilocks encounters three bowls of porridge on the table. She tastes each one, finding that the first is too hot, the second is too cold, and the third is just right. She eats the entire bowl of porridge.
3. **Testing the Chairs:** After her meal, Goldilocks tries out the three chairs in the living room. Again, she finds that the first chair is too big, the second is too small, but the third one is just right—until it breaks under her weight.
4. **Finding a Place to Sleep:** Finally, Goldilocks explores the bedroom, where she tries out the three beds. The first bed is too hard, the second too soft, but the third bed is just right, and she falls asleep.
5. **The Return of the Bears:** The three bears return home to find evidence of Goldilocks' visit. They notice that someone has eaten their porridge, broken a chair, and is sleeping in Baby Bear's bed.

6. Goldilocks Awakens: Goldilocks wakes up to the sight of the three bears and, terrified, runs away from the house, never to return.

Creating a Sequencing Worksheet

Creating a sequencing worksheet for "Goldilocks and the Three Bears" involves breaking down the story into manageable parts that students can arrange in order. Here are some steps to design an effective worksheet:

1. Identify Key Events

Select the most significant events from the story that are crucial for understanding the plot. For "Goldilocks and the Three Bears," the following events can be included:

- Goldilocks finds the bears' house.
- She tastes the porridge.
- She breaks Baby Bear's chair.
- She goes to sleep in Baby Bear's bed.
- The bears return home.
- Goldilocks sees the bears and runs away.

2. Create a Visual Layout

Design the worksheet with a clear and engaging layout. Use images or illustrations representing each key event to make the worksheet visually appealing. This can help hold the attention of young learners.

3. Provide Clear Instructions

Include simple, clear instructions to guide the students on how to complete the worksheet. For example:

- "Cut out the pictures below and arrange them in the order that the events happen in the story."
- "Number the events from 1 to 6 based on their occurrence in the story."

4. Add Reflection Questions

To deepen understanding, consider adding reflection questions at the end of the worksheet, such as:

- "Why do you think Goldilocks entered the bears' house?"
- "What could Goldilocks have done differently?"
- "What lesson can we learn from this story?"

Implementing the Worksheet in the Classroom

To maximize the effectiveness of the sequencing worksheet, educators can incorporate it into various teaching strategies:

1. Group Activities

Have students work in pairs or small groups to complete the worksheet. This collaborative approach fosters communication and peer learning. Students can discuss their reasoning for the sequence they chose, enhancing their understanding further.

2. Individual Assignments

Distribute the worksheet for individual completion, allowing students to work at their own pace. This helps assess each student's understanding of the story without peer influence.

3. Follow-Up Discussions

After completing the worksheet, hold a class discussion about the story and the students' sequences. This can help clarify any misconceptions and reinforce the story's main ideas.

4. Incorporation of Technology

Consider using digital platforms where students can drag and drop images or events into the correct order. This modern approach can engage tech-savvy learners and make the activity more interactive.

Conclusion

The Goldilocks and the Three Bears Sequencing Worksheet is a valuable educational resource that enhances storytelling skills, comprehension, and critical thinking in young learners. By breaking down the story into its core

events, students gain a clearer understanding of narrative structure while enjoying the playful and engaging elements of this classic fairy tale. Through effective implementation in the classroom, educators can foster an environment where students not only learn to sequence events but also develop a love for reading and storytelling. Whether used as a group activity or an individual assignment, the sequencing worksheet is an excellent way to bring the charming tale of Goldilocks and the three bears to life.

Frequently Asked Questions

What is a sequencing worksheet for 'Goldilocks and the Three Bears'?

A sequencing worksheet for 'Goldilocks and the Three Bears' is an educational tool that helps students arrange the events of the story in the correct order.

How can sequencing worksheets improve comprehension in students?

Sequencing worksheets enhance comprehension by encouraging students to identify the main events, understand the storyline, and recognize cause-and-effect relationships.

What age group is suitable for 'Goldilocks and the Three Bears' sequencing worksheets?

These worksheets are typically suitable for young children, often in preschool to early elementary grades, around ages 4 to 7.

What materials are needed for a 'Goldilocks and the Three Bears' sequencing activity?

Materials typically include the sequencing worksheet, crayons or markers, and possibly picture cards representing key events from the story.

Can sequencing worksheets be used for group activities?

Yes, sequencing worksheets can be effectively used in group activities, allowing students to collaborate and discuss the order of events.

What skills do students develop by using sequencing worksheets?

Students develop critical thinking, narrative skills, and a better understanding of story structure and sequencing.

Are there digital versions of 'Goldilocks and the Three Bears' sequencing worksheets?

Yes, many educational websites offer digital versions of sequencing worksheets that can be filled out online or printed.

How can teachers assess student understanding with sequencing worksheets?

Teachers can assess understanding by reviewing completed worksheets, observing group discussions, and asking students to explain their reasoning for the order of events.

What variations can be included in a sequencing worksheet for 'Goldilocks and the Three Bears'?

Variations can include adding illustrations, using fill-in-the-blank sentences, or incorporating questions about character motivations.

Where can educators find 'Goldilocks and the Three Bears' sequencing worksheets?

Educators can find these worksheets through educational resource websites, teaching supply stores, or by creating their own based on the story.

Find other PDF article:

<https://soc.up.edu.ph/31-click/Book?docid=SFu51-5221&title=human-computer-interaction-third-edition.pdf>

[Goldilocks And The Three Bears Sequencing Worksheet](#)

Wonder Woman (2017) - Full cast & crew - IMDb

Wonder Woman (2017) - Cast and crew credits, including actors, actresses, directors, writers and more.

Wonder Woman (2017) - IMDb

Jun 2, 2017 · Wonder Woman: Directed by Patty Jenkins. With Gal Gadot, Chris Pine, Connie Nielsen, Robin Wright. When a pilot crashes and tells of conflict in the outside world, Diana, an ...

Wonder Woman (TV Series 1975-1979) - IMDb

Wonder Woman: Created by William Moulton Marston, Stanley Ralph Ross. With Lynda Carter, Lyle Waggoner, Tom Kratochvil, Richard Eastham. The adventures of the greatest of the ...

Wonder Woman (TV Movie 2011) - IMDb

Wonder Woman: Directed by Jeffrey Reiner. With Pedro Pascal, Adrienne Palicki, Cary Elwes, Elizabeth Hurley. It's the modern day, and being Wonder Woman is complicated. Diana is ...

Wonder Woman (2017) - IMDb

Reviewers say 'Wonder Woman' is celebrated for its strong female lead, Gal Gadot's compelling performance, and the character's empowering journey. The film is lauded for its engaging ...

Wonder Woman (TV Series 1975-1979) - Full cast & crew - IMDb

Wonder Woman (TV Series 1975-1979) - Cast and crew credits, including actors, actresses, directors, writers and more.

Wonder Woman 1984 (2020) - IMDb

Wonder Woman 1984: Directed by Patty Jenkins. With Gal Gadot, Chris Pine, Kristen Wiig, Pedro Pascal. Wonder Woman finds herself battling two opponents, Maxwell Lord, a shrewd ...

Gal Gadot - IMDb

As an actress, Gadot is known for her role, which began in 2009, as "Gisele" in "The Fast and the Furious" film series, and for the role of "Diana Prince / Wonder Woman" in the DC Extended ...

Wonder Woman (TV Movie 2011) - Full cast & crew - IMDb

Wonder Woman (TV Movie 2011) - Cast and crew credits, including actors, actresses, directors, writers and more.

Wonder Woman (Video 2009) - IMDb

Wonder Woman: Directed by Lauren Montgomery. With Keri Russell, Nathan Fillion, Alfred Molina, Rosario Dawson. A modern man's trespass of the island of the Amazons enables an ...

Download & use Google Translate

You can translate text, handwriting, photos, and speech in over 200 languages with the Google Translate app. You can also use Translate on the web.

Download & use Google Translate - iPhone & iPad - Google ...

Download & use Google Translate You can translate text, handwriting, photos, and speech in over 200 languages with the Google Translate app. You can also use Translate on the web.

Translate written words - Computer - Google Help

Translate longer text You can translate up to 5,000 characters at a time when you copy and paste your text. On your computer, open Google Translate. At the top of the screen, choose the ...

Translate documents & websites - Computer - Google Help

In your browser, go to Google Translate. At the top, click Documents. Choose the languages to translate to and from. To automatically set the original language of a document, click Detect ...

Descargar y usar el Traductor de Google

Con la versión web o la aplicación del Traductor de Google, puedes traducir texto, frases escritas a mano, fotos y voz en más de 200 idiomas.

Translate by speech - Computer - Google Help

Translate by speech If your device has a microphone, you can translate spoken words and phrases. In some languages, you can hear the translation spoken aloud. Important: If you use ...

Google Translate Help

Official Google Translate Help Center where you can find tips and tutorials on using Google Translate and other answers to frequently asked questions.

Как скачать и использовать Google Переводчик

Как скачать и использовать Google Переводчик В приложении "Google Переводчик" можно переводить печатный и рукописный текст, речь и надписи с изображений. ...

Google Translate downloaden en gebruiken

Met de Google Translate-app kun je (handgeschreven) tekst, foto's en spraak vertalen in meer dan 200 talen. Je kunt Translate ook op het web gebruiken.

Ayuda de Google Translate

Centro de asistencia oficial de Google Translate donde puedes encontrar sugerencias y tutoriales para aprender a utilizar el producto y respuestas a otras preguntas ...

Enhance literacy skills with our Goldilocks and the Three Bears sequencing worksheet! Perfect for young learners. Discover how to engage your child today!

[Back to Home](#)