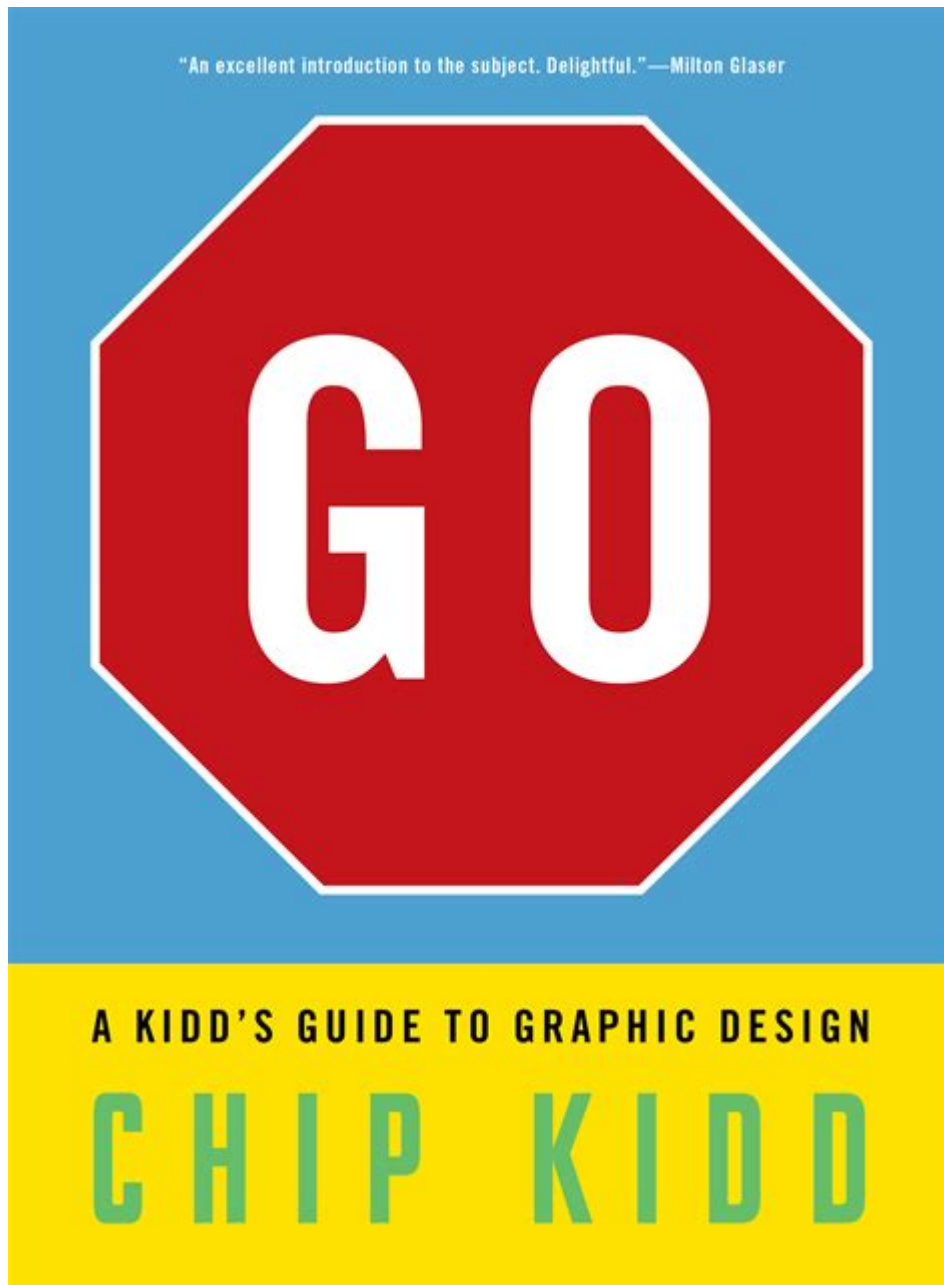


Go A Kids Guide To Graphic Design



Go a Kids Guide to Graphic Design

Graphic design is an exciting and creative field that allows you to communicate ideas visually using images, text, and colors. Whether you want to design posters, create animations, or develop logos, graphic design plays a crucial role in our everyday lives. In this guide, we'll explore the basics of graphic design, what tools you can use, and how to get started on your creative journey!

What is Graphic Design?

Graphic design is the art of combining images, typography, and colors to create visual content that conveys a message. It is used in various media, from websites and advertisements to packaging and books. Here are some key elements that define graphic design:

1. Visual Communication

Graphic design aims to communicate ideas or messages effectively. Every design tells a story or conveys an emotion, whether it's a cheerful advertisement or a serious warning sign.

2. Elements of Design

Graphic design consists of several basic elements:

- Line: Lines can be straight, curved, thick, or thin and are used to define shapes or direct the viewer's eye.
- Shape: Shapes are created when lines enclose an area. They can be geometric (like squares and circles) or organic (irregular shapes found in nature).
- Color: Color adds emotional depth to designs and helps convey specific feelings or moods.
- Texture: Texture refers to the surface quality of a design. It can be visual (like an image that looks rough) or tactile (how something feels).
- Space: Space, or whitespace, is the area around and between elements, helping to create balance and focus.

3. Typography

Typography is the art of arranging text in a visually appealing way. It involves choosing the right font, size, spacing, and style to enhance readability and convey the design's tone.

Why is Graphic Design Important?

Graphic design is essential for several reasons:

- Brand Identity: Companies use graphic design to create a recognizable identity through logos and promotional materials.
- Information Delivery: Graphic design helps communicate complex information in a clear and engaging manner, such as infographics and educational materials.
- Aesthetic Appeal: Well-designed materials attract attention and create a positive impression, whether in print or online.

Essential Tools for Young Designers

You don't need to be a professional to start designing! Here are some tools and software that are perfect for kids and beginners:

1. Drawing and Design Apps

- Canva: A user-friendly online tool that offers templates for everything from posters to social media graphics.
- Adobe Spark: This tool allows kids to create beautiful graphics, web pages, and short videos with ease.
- Procreate: A fantastic app for iPad users, great for digital painting and drawing.

2. Traditional Tools

- Pencils and Markers: Start with simple sketches and illustrations using pencils and colored markers.
- Paper: Use sketchbooks or plain sheets to brainstorm and draft ideas.
- Rulers and Compasses: These tools are handy for creating precise shapes and lines.

Getting Started with Graphic Design

Now that you know what graphic design is and what tools you can use, let's dive into how to get started!

Step 1: Find Your Inspiration

Inspiration can come from anywhere! Here are a few ways to find it:

- Explore Nature: Look at the colors and shapes in plants, animals, and landscapes.
- Visit Art Galleries: Check out local art exhibitions or online galleries.
- Browse Online Platforms: Websites like Pinterest and Behance are great for discovering creative projects.

Step 2: Learn the Basics

Understanding the principles of graphic design is vital. Here are some fundamental concepts to grasp:

- Balance: Distributing elements evenly in a design creates stability.
- Contrast: Use contrasting colors and sizes to make important elements stand out.
- Alignment: Ensuring elements are aligned properly leads to a cleaner and more organized look.

Step 3: Practice, Practice, Practice!

The best way to improve your design skills is through practice. Here are some fun projects to get you started:

- Create a Poster: Choose a theme, such as a favorite movie or event, and design a poster for it.
- Make a Logo: Think of a fictional company and design a logo that represents it.
- Design a Book Cover: Pick a book you love and create a new cover that captures its

essence.

Step 4: Get Feedback

Share your designs with friends, family, or teachers and ask for their opinions. Constructive feedback will help you improve and grow as a designer.

Graphic Design Careers

If you enjoy graphic design, you might consider pursuing it as a career. Here are some exciting paths you can take:

1. Graphic Designer

Graphic designers create visual content for print and digital media, working on everything from advertisements to branding.

2. Web Designer

Web designers focus on creating visually appealing and user-friendly websites, balancing aesthetics with functionality.

3. Illustrator

Illustrators create images for books, magazines, and advertisements, often using unique styles to tell stories visually.

4. Animation Designer

Animation designers create moving images for films, video games, and online content, bringing characters and stories to life.

Conclusion

Graphic design is a fantastic way to express creativity and share ideas with the world. With the right tools, inspiration, and practice, you can develop your skills and create amazing designs. Remember to explore, experiment, and most importantly, have fun! Whether you want to create art for yourself or build a career in graphic design, the possibilities are endless. So grab your sketchbook or open your favorite design app, and let your imagination flow!

Frequently Asked Questions

What age group is 'Go: A Kids Guide to Graphic Design' aimed at?

The book is primarily aimed at children aged 8 to 12 years old, making graphic design concepts accessible and fun for young learners.

What are some key concepts covered in 'Go: A Kids Guide to Graphic Design'?

The book introduces key concepts such as color theory, typography, layout, and the principles of design, all explained in a kid-friendly manner.

How does 'Go: A Kids Guide to Graphic Design' encourage creativity in children?

The book includes hands-on activities and projects that encourage children to apply what they learn, fostering creativity and allowing them to express their unique ideas.

Are there any digital resources included with 'Go: A Kids Guide to Graphic Design'?

Yes, the book often includes links to online resources, tutorials, and templates that children can use to enhance their learning experience and practice graphic design skills.

Can 'Go: A Kids Guide to Graphic Design' be used in educational settings?

Absolutely! The book is suitable for classrooms, as it provides a structured approach to teaching graphic design, making it a great resource for teachers looking to integrate creativity into their curriculum.

Find other PDF article:

<https://soc.up.edu.ph/52-snap/files?dataid=USl38-3190&title=security-questions-and-answers.pdf>

Go A Kids Guide To Graphic Design

👋 Golang - 👋

W3Cshcool - Go [Go](#) [W3Cschool](#) [HTML](#) [CSS](#) [Javascript](#) [jQuery](#) [C](#) [PHP](#) [Java](#) [Python](#) [Sql](#) [MySQL](#) [Golang](#) [...](#)

Go Go -

```

#####Go#####cgo#####window#####linux##### Go#####plan9#####C
#####C ...

```



Download and install Google Chrome

How to install Chrome Important: Before you download, you can check if Chrome supports your operating system and other system requirements.

GO -

2025年1月2日“GO”项目启动 项目启动日期 2023年1月1日“GO”项目启动 ...

2025000000Gopro 13000ation 5 Pro00Insta360 00 ...

Jan 14, 2025 · Gopro · Insta360 ·
 ...

Find the Google Play Store app

On your device, go to the Apps section. Tap Google Play Store . The app will open and you can search and browse for content to download.

[Sign in to Gmail](#) - [Computer](#) - [Gmail Help](#) - [Google Help](#)

On your computer, go to gmail.com. Enter your Google Account email address or phone number and password. If information is already filled in and you need to sign in to a different account, ...

Make Chrome your default browser - Computer - Google Help

Set Chrome as your default web browser Important: If you don't have Google Chrome on your computer yet, first download and install Chrome.

How to recover your Google Account or Gmail

If you forgot your password or username, or you can't get verification codes, follow these steps to recover your Google Account. That way, you can use services like Gmail, Pho

□□ - □□□□□□□□

2011 年 1 月 ...

👋 Golang - 👋

W3Cshcool - Go [Go](#) [W3Cscool](#) [HTML](#) [CSS](#) [Javascript](#) [jQuery](#) [C](#) [PHP](#) [Java](#) [Python](#) [Sql](#) [MySQL](#) [Golang](#) [...](#)

○○○○○○ **Go** ○○○**Go** ○○○○○○○○○○ - ○○

```

#####Go#####cgo#####window####linux#####Go###plan9#####C
#####C ...

```

Download and install Google Chrome

How to install Chrome Important: Before you download, you can check if Chrome supports your operating system and other system requirements.

GO -

□□□□2025□1□2□□“□□”□□□□□□ □□□□□□□□□□□□□□□□2023□□□□□□□□□□□□□□□□“GO□□”
□□□□ ...

Jan 14, 2025 ·    ...

On your device, go to the Apps section. Tap Google Play Store . The app will open and you can search and browse for content to download.

On your computer, go to gmail.com. Enter your Google Account email address or phone number and password. If information is already filled in and you need to sign in to a different account, ...

Set Chrome as your default web browser Important: If you don't have Google Chrome on your computer yet, first download and install Chrome.

If you forgot your password or username, or you can't get verification codes, follow these steps to recover your Google Account. That way, you can use services like Gmail, Pho

2011 年 1 月 ...

[Back to Home](#)