

Genshin Impact Artifacts Guide



Genshin Impact artifacts guide is essential for any player seeking to enhance their character's performance in the game. Artifacts play a crucial role in boosting your characters' stats and abilities, allowing you to tackle tougher challenges and explore the vast world of Teyvat more effectively. In this comprehensive guide, we will cover everything you need to know about artifacts, including where to find them, how to equip them, and tips on optimizing your builds.

Understanding Artifacts in Genshin Impact

Artifacts are gear items that provide bonuses to a character's stats. Each artifact can enhance different attributes such as attack, defense, health, elemental mastery, and more. Understanding these attributes is key to maximizing your character's potential.

Types of Artifacts

Artifacts in Genshin Impact are categorized into several types, and they can be further divided into sets. Here are the main categories:

- **Flower of Life:** Always provides HP.
- **Plume of Death:** Always provides ATK.
- **Sands of Eon:** Can boost ATK%, DEF%, or HP%.
- **Goblet of Eonothem:** Can provide elemental damage bonuses or ATK, DEF, or HP.
- **Circlet of Logos:** Provides critical stats, such as CRIT Rate, CRIT Damage, or Elemental Mastery.

Artifact Sets

Each artifact belongs to a specific set, and equipping multiple pieces from the same set grants additional bonuses. Here are some popular artifact sets:

- **Gladiator's Finale:** Increases physical damage and normal attack damage.
- **Wanderer's Troupe:** Boosts charged attack damage and elemental mastery.
- **Viridescent Venerer:** Increases swirl reaction damage and elemental mastery.
- **Noblesse Oblige:** Boosts elemental burst damage and provides a party-wide attack buff.
- **Crimson Witch of Flames:** Enhances pyro damage and increases the damage of burning and overload reactions.

How to Obtain Artifacts

Finding artifacts is an integral part of the Genshin Impact experience. Here are the primary methods for obtaining them:

1. World Exploration

As you explore Teyvat, you will discover chests, which often contain artifacts. Be sure to investigate landmarks, solve puzzles, and defeat enemies in various regions to maximize your loot.

2. Domains

Domains are special dungeons where players can fight powerful enemies to obtain high-quality artifacts. Some of the most notable Domains include:

- **Domain of Guyun:** Known for its high-level artifacts.
- **Hidden Palace of Zhou Formula:** Focuses on the Noblesse Oblige set.
- **Valley of Remembrance:** Offers the Gladiator's Finale and Wanderer's Troupe sets.

To access these Domains, you will need to complete certain quests and reach a specific Adventure Rank.

3. Weekly Bosses

Defeating weekly bosses such as Stormterror, Andrius, and Childe can reward you with high-tier artifacts. Make sure to prepare your team adequately, as these battles can be challenging.

4. Artifacts from Events

Genshin Impact frequently hosts events that offer exclusive artifacts. Keep an eye on the game's announcements to participate and collect these unique items.

Equipping and Managing Artifacts

Once you have acquired your artifacts, it's time to equip them to your characters. Here's how to do it effectively:

1. Equipping Artifacts

To equip artifacts, follow these steps:

1. Open your character menu.
2. Select the character you wish to equip artifacts for.
3. Go to the "Artifacts" section.
4. Select the artifact slots (Flower, Plume, Sands, Goblet, Circlet) and choose the desired artifacts from your inventory.

Always aim to complete a set for the bonuses. For instance, equipping two pieces of Gladiator's Finale and two pieces of Noblesse Oblige will provide a balanced increase in physical and elemental burst damage.

2. Enhancing Artifacts

Enhancing your artifacts is crucial for maximizing their potential. You can enhance artifacts using other artifacts as fodder. Here's how:

1. Select the artifact you wish to enhance.
2. Choose other artifacts to use as enhancement material.
3. Confirm the enhancement, which will increase the artifact's main stat and sub-stats.

Remember, the higher the star rating of the artifact, the more effective it will become when enhanced.

3. Selecting the Right Main Stats

Choosing the right main stats for your artifacts can significantly impact your character's performance. Here are some recommendations:

- **For DPS characters:** Look for ATK%, CRIT Rate, or CRIT Damage.
- **For Support characters:** Focus on Energy Recharge, Elemental Mastery, or healing bonus.
- **For Tanks:** Prioritize DEF% or HP%.

Tips for Optimizing Your Artifact Builds

To truly master the art of artifact management, consider the following tips:

1. Prioritize Main Stats

When selecting artifacts, prioritize those that enhance your character's strengths. For example, a damage dealer should focus on artifacts that boost damage output, while a support character should prioritize energy recharge or elemental mastery.

2. Farm Efficiently

Spend time farming specific Domains and bosses that drop the artifact sets you need. Use your resin wisely, and consider joining co-op mode with friends to speed up the farming process.

3. Keep an Eye on Event Artifacts

Participate in events and collect limited-time artifacts. These can often provide unique bonuses that can greatly benefit your team composition.

4. Balance Your Team

Ensure that your artifact builds complement your team's overall strategy. For instance, if your team relies on elemental reactions, focus on artifacts that enhance elemental mastery and reaction damage.

Conclusion

In summary, this **Genshin Impact artifacts guide** has provided you with a detailed understanding of how artifacts work, how to obtain them, and how to effectively manage and optimize your builds. By utilizing the right artifacts and strategies, you will greatly enhance your gameplay experience and be well-equipped to explore the beautiful and challenging world of Teyvat. Happy adventuring!

Frequently Asked Questions

What are artifacts in Genshin Impact?

Artifacts are equipment items in Genshin Impact that enhance a character's stats and abilities. They come in sets that provide additional bonuses when multiple pieces are equipped.

How can I farm artifacts efficiently?

You can farm artifacts by completing domains, defeating elite bosses, and clearing world quests. Focus on domains that match the artifact sets you want to collect.

What are the best artifact sets for DPS characters?

Some of the top artifact sets for DPS characters include 'Crimson Witch of Flames' for Pyro damage, 'Gladiator's Finale' for physical damage, and 'Shimenawa's Reminiscence' for burst damage.

How do I choose the right main stats for artifacts?

The main stats for artifacts should complement your character's strengths. For instance, a DPS character focusing on physical damage should prioritize ATK% and Crit Rate, while a support character might focus on Energy Recharge or Healing Bonus.

What is the significance of artifact sub-stats?

Sub-stats enhance specific aspects of a character's performance, such as Crit Rate, ATK, or

Elemental Mastery. Prioritizing the right sub-stats can significantly improve your character's overall effectiveness in battles.

How can I level up my artifacts?

You can level up artifacts using other artifacts as materials. This increases their base stats and can unlock higher sub-stats. It's advisable to focus on leveling up 5-star artifacts for the best results.

What should I do with unwanted artifacts?

Unwanted artifacts can be dismantled for enhancement materials or used as leveling fodder for better artifacts. You can also sell lower-quality artifacts for Mora.

What is the difference between 4-star and 5-star artifacts?

5-star artifacts generally have higher base stats and can provide better sub-stats compared to 4-star artifacts. They also have the potential for greater bonuses when fully leveled up.

Can I change the main stat of an artifact?

Currently, you cannot change the main stat of an artifact in Genshin Impact. However, you can use the new crafting system introduced in Version 1.5 to create artifacts with desired main stats.

Find other PDF article:

<https://soc.up.edu.ph/52-snap/Book?trackid=IPM73-3059&title=scott-momaday-the-way-to-rainy-mountains.pdf>

Genshin Impact Artifacts Guide

□□□□□□□□□□“*Genshin Impact*”□ - □□

00:0000000000 Honkai impact 3rd,00000000000000000000impact000000 0000genshin000“0
0”0000000000000000 ...

Genshin-like? -

Genshin-like like (c) 2020...

genshin 原神 - 神

miHoYo genshin genshin yuanshen 8

_____ - _____

```

126  Genshin-Wish-Export
...

```

☐☐☐☐☐☐☐☐☐☐☐☐☐ Genshin☐☐☐☐☐☐ ...

Genshin Yuanshen

genshin impact - 原神

genshin impact 12月23日更新公告 I got Genshin ...

genshin impact - 原神

1.iOS苹果商店Apple ID 注册教程 genshin impact 注册教程 id注册教程

genshin impact 12月23日更新公告 I got Genshin ...

genshin impact 12月23日更新公告 I got Genshin ...

genshin impact - 原神

genshin impact PV logo 原神 logo Genshin Impact PV logo Genshin Impact logo

genshin impact - 原神

May 6, 2024 · genshin impact “5000w” “6500w” activeplayer.io

genshin impact “Genshin Impact” - 原神

genshin impact Honkai impact 3rd, genshin impact impact genshin “

genshin-like? - 原神

Genshin-like like () 2020

genshin impact - 原神

miHoYo genshin genshin yuanshen 8

genshin impact - 原神

genshin impact 1246 Genshin-Wish-Export

genshin impact Genshin ...

genshin impact Genshin Yuanshen

genshin impact - 原神

genshin impact 12月23日更新公告 I got Genshin ...


genshin impact - 原神



1.iOS苹果商店Apple ID 注册教程 genshin impact 注册教程 id注册教程

genshin impact 12月23日更新公告 I got Genshin ...

genshin impact 12月23日更新公告 I got Genshin ...

genshin impact - 原神



May 6, 2024 · [activeplayer.io](#)

Unlock the secrets of Genshin Impact artifacts with our comprehensive guide! Discover the best builds and tips to enhance your gameplay. Learn more now!

[Back to Home](#)