

Geometry 13 Practice A Answers

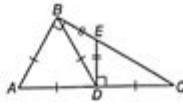
Classify each triangle as equilateral, isosceles, or scalene.

3. $\triangle ABD$

equilateral

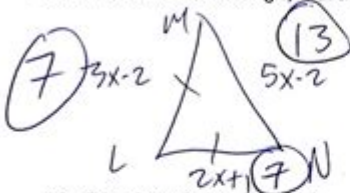
4. $\triangle BED$

Isosceles



For the triangle, find x and the measure of each side.

5. $\triangle LMN$ is an isosceles triangle, with $LM = LN$, $LM = 3x - 2$, $LN = 2x + 1$, and $MN = 5x - 2$.



$$3x - 2 = 2x + 1$$

$$x = 3$$

4.2 - Triangle Angle Sum (180 rule)

Find each measure.

6. $m\angle 1$

$$180 - 76 = 104$$

7. $m\angle 4$

$$180 - (65 + 70) = 45$$

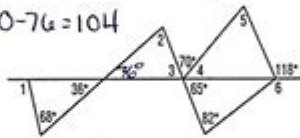
8. $m\angle 3$

$$180 - 115 = 65$$

9. $m\angle 2$

$$36 + 65 = 101$$

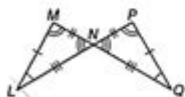
79



4.3 Congruent Triangles

Show that the triangles are congruent by identifying all congruent corresponding parts. Then write a congruence statement for the triangles.

10.



$$\overline{MN} \cong \overline{PN}$$

$$\overline{NL} \cong \overline{NQ}$$

$$\overline{LN} \cong \overline{QN}$$

$$\angle M \cong \angle P$$

$$\angle L \cong \angle Q$$

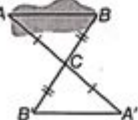
$$\angle MNL \cong \angle PNQ$$

$$\triangle MNL \cong \triangle PNQ$$

4.4 - 4.5 Congruence Shortcuts

Identify the postulate or shortcut that can be used to prove the triangles are congruent.

11.



SAS

12.



SSS

Geometry 13 Practice A Answers are a crucial part of mastering geometry concepts, especially for students who are preparing for tests or looking to reinforce their understanding of fundamental geometric principles. This practice set typically covers various topics in geometry, including angles, triangles, circles, and geometric transformations. In this article, we will delve into the significance of practice problems, provide insights into common types of questions found in Geometry 13 Practice A, and discuss strategies for effectively finding and understanding the answers.

Understanding Geometry Practice Problems

Geometry is a branch of mathematics that deals with the properties and

relations of points, lines, surfaces, and solids. Practice problems in geometry serve multiple purposes:

1. Reinforcement of Concepts: They help students solidify their understanding of geometric principles.
2. Preparation for Assessments: Regular practice prepares students for quizzes, tests, and standardized exams.
3. Development of Problem-Solving Skills: Tackling a variety of problems enhances critical thinking and analytical skills.

Common Topics in Geometry 13 Practice A

Geometry 13 Practice A typically covers a range of topics that are foundational for higher-level geometry. Here are some of the common areas included:

1. Angles

Understanding angles is essential in geometry. Key concepts include:

- Types of angles: acute, obtuse, right, straight, and reflex.
- Angle relationships: complementary, supplementary, vertical, and adjacent angles.
- Angle measurement and construction.

2. Triangles

Triangles are one of the most basic geometric shapes and come with various properties:

- Classification by sides: equilateral, isosceles, and scalene.
- Classification by angles: acute, right, and obtuse triangles.
- Triangle inequality theorem and congruence criteria (SSS, SAS, ASA, AAS, and HL).

3. Circles

Circles introduce a unique set of properties that are important in geometry:

- Definitions of radius, diameter, chord, tangent, and secant.
- Relationships between angles and arcs.
- Area and circumference calculations.

4. Transformations

Geometric transformations involve changing the position or size of figures:

- Types of transformations: translations, rotations, reflections, and

dilations.

- Properties of congruence and similarity in transformed shapes.

Finding Answers in Geometry 13 Practice A

When students encounter Geometry 13 Practice A problems, they often seek answers to verify their work. Here are steps to effectively find and understand the answers:

1. Review the Problem

Before looking for answers, students should take the time to thoroughly read and understand each problem. Identify what is being asked and what information is provided.

2. Use Geometry Theorems and Postulates

Referencing the relevant theorems and postulates is essential for solving problems correctly. Some important theorems include:

- Pythagorean theorem (for right triangles)
- Properties of parallel lines cut by a transversal
- Theorems related to circles (like the inscribed angle theorem).

3. Show Work Step-by-Step

When solving problems, it's important to show all work to track the thought process. This practice not only helps avoid mistakes but also assists in understanding the solution.

4. Verify Answers

Once an answer is reached, students should verify it by checking if it meets all conditions of the problem. If possible, substitute the solution back into the original question to ensure it holds true.

Resources for Geometry 13 Practice A Answers

With the rise of technology, students have access to various resources to help them find and understand Geometry 13 Practice A answers. Here are some valuable resources:

1. Textbook Solutions

Most geometry textbooks provide answer keys at the back. They often include explanations or references to theorems used to arrive at the solution.

2. Online Educational Platforms

Websites like Khan Academy, IXL, and Mathway offer detailed explanations and step-by-step solutions to geometry problems. These platforms often allow students to practice similar problems.

3. Study Groups

Studying with peers can enhance understanding. Group study sessions provide opportunities to discuss different approaches to solving problems and share insights.

4. Tutoring Services

For students who need additional help, hiring a tutor can be beneficial. Tutors can provide personalized instruction and address specific areas of difficulty.

Tips for Success in Geometry

To excel in geometry and effectively work through problems such as those found in Geometry 13 Practice A, students can employ the following strategies:

1. **Practice Regularly:** Consistent practice helps reinforce concepts and improves problem-solving speed.
2. **Understand, Don't Memorize:** Focus on understanding the underlying concepts rather than rote memorization of formulas.
3. **Use Visual Aids:** Diagrams and drawings can help visualize problems, making it easier to comprehend and solve them.
4. **Ask Questions:** If something is unclear, don't hesitate to ask teachers or peers for clarification.
5. **Utilize Technology Wisely:** Use apps and software for additional practice and to check answers.

Conclusion

In summary, Geometry 13 Practice A answers play an essential role in reinforcing geometric concepts and preparing students for examinations. By understanding the key topics covered in practice sets, employing effective problem-solving strategies, and utilizing available resources, students can enhance their mastery of geometry. Regular practice, combined with a focus on understanding the material, will lead to success in geometry and beyond. Whether through textbooks, online resources, or group study, the journey to mastering geometry is an invaluable investment in a student's academic growth.

Frequently Asked Questions

What is the focus of 'Geometry 13 Practice A'?

Geometry 13 Practice A typically focuses on foundational concepts such as angles, triangles, polygons, and the properties of geometric shapes.

Where can I find the answers for 'Geometry 13 Practice A'?

Answers can often be found in the back of the textbook, on educational websites, or through study guides specific to the geometry curriculum.

Is 'Geometry 13 Practice A' suitable for self-study?

Yes, 'Geometry 13 Practice A' is suitable for self-study as it provides exercises that can reinforce comprehension of geometric concepts.

What types of problems are included in 'Geometry 13 Practice A'?

Problems typically include calculating area, perimeter, volume, and working with theorems related to angles and triangles.

Are there online resources available for 'Geometry 13 Practice A' answers?

Yes, there are several online educational platforms and forums where students can discuss and find answers for 'Geometry 13 Practice A'.

How can I effectively use 'Geometry 13 Practice A' for exam preparation?

To prepare for exams, practice the problems regularly, review the concepts behind each question, and use the answer key to check your work.

Find other PDF article:

<https://soc.up.edu.ph/14-blur/pdf?ID=lpL01-6670&title=comcast-picture-freezes-solution.pdf>

Geometry 13 Practice A Answers

anystr...

May 26, 2023 · Ansys “”

...

workbench○○○○○○○○○○? - ○○

Solidworksansys workbenchmodal()ansys workbenchmodal()

```
SCDMworkbenchgeometryDM ...
```

SCDM workbench geometry DM SC 3

creo -

Jan 6, 2018 · □□□□□□□□□□□□“□□□□”□□□□□□□□□□□□

ANSYS dm -

SpaceClaim 3. Geometry New DesignModeler Geometry DM

Satoshi Nawata Differential Geometry and Topology in Physics

ansys mesh? -

May 9, 2022 · 1. DM 2. ———— 3. ...

Information Geometry -

Information Geometry
























Ansys workbench□□□□□□□□□□-□□□□

Feb 21, 2018 · 4/8 designmodelerfile 5/8 "import external geometry file" 6/8 ...

workbench -

3. \wb\ \Ansys\ANSYS
Inc\v222\Addins\EngineeringData\Samples 4. ...

anystr...

May 26, 2023 ·  ANSYS  “ ”                    

workbench□□□□□□□□□□? - □□

Solidworks ansys workbench modal() ...

```
SCDMworkbenchgeometryDM ...
```

SCDMworkbenchgeometryDMSC [] [] 3

creo□□□□□□□□ - □□□□

Jan 6, 2018 · 空間幾何学の基礎“ベクトル”空間幾何学の基礎

ANSYSのdm - 空間

SpaceClaimの3D GeometryのNew DesignModeler GeometryのDM

空間幾何学の基礎 ...

Satoshi NawataのDifferential Geometry and Topology in Physicsの空間幾何学 ...

ansysのmeshの? - 空間

May 9, 2022 · 1. DMの2. ———— 3. ...

Information Geometryの - 空間

Information Geometryの空間幾何学の基礎 ...

Ansys workbenchの - 空間

Feb 21, 2018 · 4/8 designmodelerのfileの5/8 “import external geometry file”の6/8 ...

workbenchの - 空間

3. wbの\Ansys\ANSYS Inc\v222\Addins\EngineeringData\Samples の4. ...

Get the solutions you need with our comprehensive guide on Geometry 13 Practice A answers. Improve your understanding and ace your assignments! Learn more.

[Back to Home](#)