

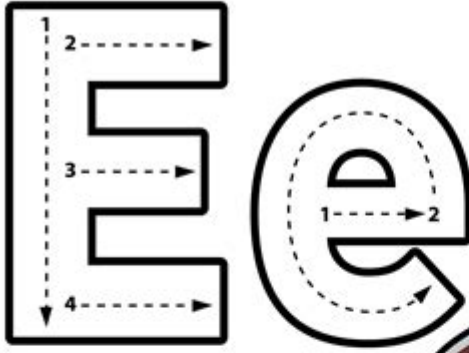



Free Printable Letter E Worksheets

Name _____



E E E E

E E E E

e e e e

e e e e

Free printable letter E worksheets are an invaluable resource for educators and parents who aim to enhance the learning experience of young children. The letter E is the fifth letter of the English alphabet and plays a crucial role in phonics and reading skills. With a variety of engaging activities, free printable worksheets can help children recognize the letter E, understand its sound, and practice writing it. This article delves into the importance of letter E worksheets, their components, and how to effectively use them in teaching.

Understanding the Importance of Letter E

The letter E is one of the most frequently used letters in the English language. According to various linguistic studies, E accounts for nearly 11% of all letters used in written English, making it essential for children to learn and master its recognition and usage early on.

Phonics and Vocabulary

- **Phonics Development:** Learning the letter E helps children grasp phonetic sounds. The short sound (as in "bed") and the long sound (as in "see") are vital for reading fluency.
- **Vocabulary Expansion:** The letter E is the starting letter for many commonly used words, such as "elephant," "egg," and "engine." Introducing these words through worksheets can enhance a child's vocabulary.

Writing Skills

- **Fine Motor Skills:** Practicing writing the letter E helps develop fine motor skills necessary for writing. Worksheets often include tracing and free-writing activities, allowing children to gain confidence in their writing abilities.
- **Letter Formation:** Understanding how to properly form the letter E, both in uppercase and lowercase, is crucial for legibility in writing.

Components of Free Printable Letter E Worksheets

Free printable letter E worksheets can come in various formats and designs to cater to different learning styles. Here are some essential components often found in these worksheets:

1. Tracing Activities

- **Uppercase and Lowercase Tracing:** Worksheets typically include sections for children to trace both uppercase 'E' and lowercase 'e'. This helps them learn the correct strokes and size of the letters.
- **Guided Lines:** Many worksheets use dotted lines or colored guides to assist children in following the correct path while tracing.

2. Coloring Activities

- **Color the Letter E:** Worksheets may feature large, bold letters for children to color in, reinforcing recognition through a fun activity.
- **Associated Images:** Some worksheets include pictures of objects that start with the letter E, such as an elephant or an egg, allowing kids to color while associating the letter with relevant words.

3. Matching and Identification Exercises

- Matching Uppercase and Lowercase E: Exercises may ask children to draw lines connecting uppercase E with lowercase e.
- Identifying E Words: Worksheets can also include pictures or words where children have to circle or highlight those that begin with the letter E.

4. Word Searches and Crosswords

- Letter E Word Search: These activities are designed for older preschoolers or kindergarteners, where they can search for words containing the letter E.
- Simple Crosswords: Crosswords can incorporate simple clues related to words starting with E, encouraging vocabulary development.

5. Cut and Paste Activities

- Letter E Collages: Children can cut out pictures of items starting with E from magazines or printed sheets and paste them onto a worksheet.
- Building Words: Activities can also include cutting out letters to form words that begin with E, promoting hands-on learning.

How to Use Free Printable Letter E Worksheets Effectively

To maximize the benefits of these worksheets, here are some strategies for parents and educators:

1. Introduce the Letter E

- Start with Sound: Before introducing the worksheets, spend some time discussing the sound of the letter E. Use phonics games or songs to make the learning process enjoyable.
- Use Visual Aids: Flashcards or images of objects that start with E can help solidify understanding.

2. Incorporate Worksheets into Daily Learning

- Establish a Routine: Dedicate a specific time each day or week for letter activities. Consistency helps reinforce learning.
- Mix and Match Activities: Combine different types of worksheets to cater to various aspects of learning, such as writing, reading, and fine motor skills.

3. Encourage Creativity

- Art Integration: Allow children to create their own illustrations of E words and incorporate them into their worksheets.
- Storytime: Read books that emphasize the letter E, and follow up with a related worksheet to reinforce learning.

4. Evaluate Progress

- Monitor Improvement: Regularly review completed worksheets to assess a child's grasp of the letter E.
- Provide Positive Feedback: Encourage children by praising their efforts, helping them develop confidence in their skills.

Where to Find Free Printable Letter E Worksheets

Finding quality resources online is easier than ever. Here are some reliable sources where you can download free printable letter E worksheets:

1. Educational Websites

- Teachers Pay Teachers: A platform where educators share their resources, including free worksheets.
- Education.com: Offers a variety of printable worksheets tailored to different age groups and learning stages.

2. Online Craft and Activity Blogs

- Pinterest: A treasure trove of free resources, including links to printable worksheets and creative activities.
- Bloggers specializing in Early Childhood Education: Many bloggers offer free printables as part of their teaching resources.

3. Government and Educational Institutions

- Local School Districts: Often publish free resources for parents and teachers to use at home.
- State Education Departments: Many provide access to free worksheets that align with learning standards.

Conclusion

In conclusion, free printable letter E worksheets are essential tools in early childhood education. They not only help children learn to recognize and write the letter E but also enhance their vocabulary and phonics skills. By integrating these worksheets into daily activities and learning routines, parents and educators can create a rich and engaging learning environment. With creativity and consistent practice, mastering the letter E can be a fun and rewarding experience for young learners.

Frequently Asked Questions

What are free printable letter E worksheets?

Free printable letter E worksheets are educational resources designed to help children learn and practice the letter E through various activities such as tracing, coloring, and identifying words that start with E.

Where can I find free printable letter E worksheets?

You can find free printable letter E worksheets on educational websites, teacher resource platforms, and sites like Pinterest, Teachers Pay Teachers, and educational blogs.

What age group are letter E worksheets suitable for?

Letter E worksheets are primarily suitable for preschool and kindergarten children, typically ages 3 to 6, who are beginning to learn the alphabet.

What types of activities are included in letter E worksheets?

Activities in letter E worksheets can include tracing the letter E, coloring pictures that start with E, matching uppercase and lowercase E, and completing simple word searches.

How can letter E worksheets aid in literacy development?

Letter E worksheets aid in literacy development by helping children recognize the letter E, understand its sound, and associate it with words, thus building their reading and writing skills.

Can I customize free printable letter E worksheets?

Yes, many websites offer customizable options for free printable letter E worksheets, allowing you to adjust the difficulty level or add specific themes that match your teaching goals.

Are there any interactive letter E worksheets available?

Yes, some educational platforms provide interactive letter E worksheets that can be filled out online or through educational apps, making learning more engaging for children.

How do I incorporate letter E worksheets into my teaching routine?

You can incorporate letter E worksheets into your teaching routine by using them as part of a daily phonics lesson, incorporating them into themed activities, or assigning them as homework for extra practice.

What should I look for when choosing letter E worksheets?

When choosing letter E worksheets, look for age-appropriate content, a variety of activities that cater to different learning styles, and clear, engaging designs that will hold children's attention.

Find other PDF article:

<https://soc.up.edu.ph/44-slide/Book?ID=OGE05-3590&title=nyc-dob-training-connect-sst-card.pdf>

Free Printable Letter E Worksheets

Create a Google Account - Computer - Google Account Help

You can search for “free email providers” to find another email provider you like and set up an account. Once you create a new email address, you can use that to set up a Google Account.

Create a Gmail account - Google Help

Create an account Tip: To use Gmail for your business, a Google Workspace account might be better for you than a personal Google Account. With Google Workspace, you get increased ...

Use Google Drive for desktop

This article will guide you through setting up and using Drive for desktop. To get started, follow these steps: Learn about Drive for desktop benefits

Download the YouTube app - Android - YouTube Help - Google ...

Download the YouTube app for a richer viewing experience on your smartphone, tablet, smart TV, game console, or streaming device. How to Sign In to YouTube on

Download and install Google Chrome

You can download and install the Chrome web browser at no charge, and use it to browse the web.

□□□□ G-Sync□Free-Sync □ Adaptive-Sync

Free-Sync □□□□ G-Sync□□□□□□□□□□□□□□□□ □□ Free-Sync □□□□□□□□□□ A □□□□□ AMD □□□□□□□□ G-Sync □□□□ N □□□□ NVIDIA □ ...

Find the Google Play Store app

On your device, go to the Apps section. Tap Google Play Store . The app will open and you can search and browse for content to download.

Download and install Google Chrome

How to install Chrome Important: Before you download, you can check if Chrome supports your operating system and other system requirements.

Download Chrome - Google Help

On your iPhone or iPad, open App Store. In the search bar, enter Chrome. Tap Get. To install, follow the on-screen instructions. If prompted, enter your Apple ID password. To start ...

Gmail Help

Official Gmail Help Center where you can find tips and tutorials on using Gmail and other answers to frequently asked questions.

Create a Google Account - Computer - Google Account Help

You can search for “free email providers” to find another email provider you like and set up an account. Once you create a new email address, you can use that to set up a Google Account.

Create a Gmail account - Google Help

Create an account **Tip:** To use Gmail for your business, a Google Workspace account might be better for you than a personal Google Account. With Google Workspace, you get increased ...

Use Google Drive for desktop

This article will guide you through setting up and using Drive for desktop. To get started, follow these steps: Learn about Drive for desktop benefits

[Download the YouTube app - Android - YouTube Help - Google ...](#)

Download the YouTube app for a richer viewing experience on your smartphone, tablet, smart TV, game console, or streaming device. [How to Sign In to YouTube on](#)

Download and install Google Chrome

You can download and install the Chrome web browser at no charge, and use it to browse the web.

□□□□□ G-Sync□Free-Sync □ Adaptive-Sync

Free-Sync 対応 G-Sync対応 Free-Sync 対応 A 対応 AMD 対応 G-Sync 対応 N 対応 NVIDIA ...

Find the Google Play Store app

On your device, go to the Apps section. Tap Google Play Store . The app will open and you can search and browse for content to download.

Download and install Google Chrome

How to install Chrome Important: Before you download, you can check if Chrome supports your operating system and other system requirements.

Download Chrome - Google Help

On your iPhone or iPad, open App Store. In the search bar, enter Chrome. Tap Get. To install, follow the on-screen instructions. If prompted, enter your Apple ID password. To start ...

Gmail Help

Official Gmail Help Center where you can find tips and tutorials on using Gmail and other answers to frequently asked questions.

Discover a variety of free printable letter E worksheets designed to enhance learning for kids. Perfect for home or classroom use! Learn more today!

[Back to Home](#)