








Free Printable Beginning Sounds Worksheets

Beginning Sounds			
Directions: Use a bingo dauber or a marker to dot the correct beginning sound for each picture.			
	<div>c</div> <div>b</div> <div>j</div>		<div>t</div> <div>d</div> <div>g</div>
	<div>e</div> <div>p</div> <div>a</div>		<div>k</div> <div>s</div> <div>n</div>
	<div>w</div> <div>h</div> <div>y</div>		<div>m</div> <div>l</div> <div>h</div>

Teachatdaycare.com

Free printable beginning sounds worksheets are an excellent resource for educators, parents, and caregivers looking to enhance early literacy skills in children. As phonemic awareness is a crucial component of learning to read, these worksheets serve as engaging tools that help young learners identify and practice the initial sounds of words. This article will explore the importance of beginning sounds, how to effectively use these worksheets, and where to find quality, free printable resources.

The Importance of Beginning Sounds

Understanding and recognizing beginning sounds is a foundational skill in early literacy. It helps children:

- Develop phonemic awareness: Recognizing sounds is essential for decoding words.
- Enhance vocabulary: Associating sounds with letters can boost word recognition and retention.
- Improve spelling: Knowledge of sounds aids in spelling words correctly.
- Build confidence: Mastering beginning sounds can foster a sense of achievement in young learners.

Beginning sounds serve as the first step in phonological awareness, allowing children to understand that words are made up of individual sounds, or phonemes. This understanding is critical as it lays the groundwork for reading and writing.

Key Features of Effective Beginning Sounds Worksheets

When searching for free printable beginning sounds worksheets, it is essential to consider certain features that enhance their effectiveness:

1. Clear and Engaging Graphics

Visual appeal is crucial for engaging young learners. Worksheets should include colorful images that correspond to the beginning sounds, making the activities more enjoyable. For example, a picture of a cat should accompany the letter "C" to help children connect the sound with the letter and its representation.

2. Variety of Activities

Worksheets should offer diverse activities to cater to different learning styles. Some effective types of activities include:

- Matching games: Pairing pictures with the correct beginning sounds.
- Fill-in-the-blanks: Completing words with the correct initial letters.
- Sound sorting: Categorizing pictures based on their beginning sounds.
- Tracing letters: Practicing the physical writing of letters associated with initial sounds.

3. Progressive Difficulty

Worksheets should be designed to gradually increase in difficulty. Starting with simple sounds and progressing to more complex consonant blends helps ensure that children build their skills incrementally without becoming overwhelmed.

4. Clear Instructions

Each worksheet should provide clear instructions to guide both parents and children. Simple language and step-by-step directions will help children understand what is expected of them, promoting independence in learning.

How to Use Free Printable Beginning Sounds Worksheets

Incorporating beginning sounds worksheets into a child's learning routine can be simple and fun. Here are some practical tips on how to effectively use these resources:

1. Daily Practice

Set aside a specific time each day for practicing beginning sounds. Consistency is key in reinforcing learning. Short, focused sessions of 10-15 minutes can be highly effective.

2. Create a Learning Environment

Designate a quiet and organized space for worksheet activities. Ensure that the area is free from distractions and stocked with necessary supplies, such as crayons, markers, and scissors for cutting and pasting activities.

3. Supplement with Oral Activities

Combine worksheet activities with oral phonics games. For example, after completing a worksheet, play a game where you say a word, and the child identifies its beginning sound. This approach reinforces learning through multiple modalities.

4. Incorporate Technology

Use digital devices to enhance the learning experience. There are numerous educational

apps and websites offering interactive phonics games that complement the worksheets. This blend of traditional and digital learning can keep children engaged.

5. Monitor Progress

Keep track of the child's progress by noting which sounds they can identify confidently and which may require additional practice. This monitoring can help tailor future worksheets and activities to meet the child's specific needs.

Where to Find Free Printable Beginning Sounds Worksheets

With the increasing demand for educational resources, many websites offer a wealth of free printable beginning sounds worksheets. Here are some reliable sources to consider:

1. Educational Websites

Websites such as Education.com, Teachers Pay Teachers, and Scholastic provide a variety of worksheets that can be filtered by grade level, skill, and topic.

2. Blogs and Teacher Resources

Many educational blogs run by teachers or literacy specialists offer free worksheets and printable materials. Look for blogs that focus on early childhood education for tailored resources.

3. Online Learning Platforms

Platforms like ABCmouse and Starfall not only provide interactive phonics games but also printable worksheets. While some content may require a subscription, many offer free trials or limited free resources.

4. Pinterest

Pinterest is a treasure trove of educational resources. Users can find a multitude of free printable beginning sounds worksheets by searching relevant keywords. Many pins link directly to blogs and sites offering downloadable content.

Adapting Worksheets for Different Learning Needs

Not all children learn at the same pace or in the same manner. It's essential to adapt worksheets to cater to different learning needs:

1. Differentiated Instruction

Modify worksheets for children who may need additional support. For instance, provide worksheets with fewer items or larger images for young learners. Alternatively, challenge advanced learners with more complex words or sounds.

2. Use of Multisensory Techniques

Incorporate multisensory approaches to enhance engagement. For example, use manipulatives (like letter blocks) alongside worksheets to reinforce sound-letter connections.

3. Group Activities

For children who thrive in social settings, consider group activities that involve completing worksheets collaboratively. This promotes teamwork and allows peer learning.

Conclusion

In conclusion, free printable beginning sounds worksheets are invaluable tools for fostering early literacy skills in young learners. By understanding their importance, utilizing effective strategies, and sourcing quality materials, parents and educators can create rich learning experiences that empower children to become confident readers and writers. As children embark on their literacy journey, these worksheets can serve as stepping stones to a lifetime of learning and exploration.

Frequently Asked Questions

What are beginning sounds worksheets?

Beginning sounds worksheets are educational resources designed to help young learners identify and practice the initial sounds of words, enhancing their phonemic awareness.

Where can I find free printable beginning sounds worksheets?

You can find free printable beginning sounds worksheets on educational websites, teacher resource sites, and platforms like Teachers Pay Teachers or Pinterest.

What age group are beginning sounds worksheets suitable for?

Beginning sounds worksheets are typically suitable for preschool and kindergarten students, generally ages 4 to 6, who are just starting to learn phonics.

How can I use beginning sounds worksheets at home?

You can use beginning sounds worksheets at home by incorporating them into daily learning routines, using them as part of reading practice, or as fun activities during school breaks.

What skills do beginning sounds worksheets help develop?

These worksheets help develop phonemic awareness, sound-letter correspondence, vocabulary building, and early reading skills in children.

Are there different types of beginning sounds worksheets?

Yes, there are various types of beginning sounds worksheets, including matching activities, coloring activities, and cut-and-paste exercises that engage different learning styles.

Can beginning sounds worksheets be used in a classroom setting?

Absolutely! Beginning sounds worksheets are commonly used in classrooms as part of literacy centers, small group instruction, or individual practice to enhance students' sound recognition.

What materials do I need to print beginning sounds worksheets?

To print beginning sounds worksheets, you will need a printer, paper, and optionally, coloring materials or scissors for interactive activities.

How can I differentiate beginning sounds worksheets for different learning levels?

You can differentiate beginning sounds worksheets by providing simpler worksheets for beginners, while offering more complex tasks like word sorting or sentence completion for advanced learners.

Are there any specific themes for beginning sounds worksheets?

Yes, many beginning sounds worksheets are themed around topics such as animals, food, transportation, or seasons, making them more engaging and relevant to children's interests.

Find other PDF article:

<https://soc.up.edu.ph/65-proof/files?trackid=LuT90-3763&title=wgu-objective-assessment-passing-score.pdf>

Free Printable Beginning Sounds Worksheets

Create a Google Account - Computer - Google Account Help

You can search for “free email providers” to find another email provider you like and set up an account. Once you create a new email address, you can use that to set up a Google Account.

Create a Gmail account - Google Help

Create an account Tip: To use Gmail for your business, a Google Workspace account might be better for you than a personal Google Account. With Google Workspace, you get increased ...

Use Google Drive for desktop

This article will guide you through setting up and using Drive for desktop. To get started, follow these steps: Learn about Drive for desktop benefits

Download the YouTube app - Android - YouTube Help - Google ...

Download the YouTube app for a richer viewing experience on your smartphone, tablet, smart TV, game console, or streaming device. How to Sign In to YouTube on

Download and install Google Chrome

You can download and install the Chrome web browser at no charge, and use it to browse the web.

Free-Sync Adaptive-Sync

Free-Sync G-Sync Free-Sync A AMD G-Sync N NVIDIA ...

Find the Google Play Store app

On your device, go to the Apps section. Tap Google Play Store . The app will open and you can search and browse for content to download.

Download and install Google Chrome

How to install Chrome Important: Before you download, you can check if Chrome supports your operating system and other system requirements.

Download Chrome - Google Help

On your iPhone or iPad, open App Store. In the search bar, enter Chrome. Tap Get. To install, follow the on-screen instructions. If prompted, enter your Apple ID password. To start ...

Gmail Help

Official Gmail Help Center where you can find tips and tutorials on using Gmail and other answers to frequently asked questions.

Create a Google Account - Computer - Google Account Help

You can search for “free email providers” to find another email provider you like and set up an account. Once you create a new email address, you can use that to set up a Google Account.

Create a Gmail account - Google Help

Create an account **Tip:** To use Gmail for your business, a Google Workspace account might be better for you than a personal Google Account. With Google Workspace, you get increased ...

Use Google Drive for desktop

This article will guide you through setting up and using Drive for desktop. To get started, follow these steps: [Learn about Drive for desktop benefits](#)

[Download the YouTube app - Android - YouTube Help - Google ...](#)

Download the YouTube app for a richer viewing experience on your smartphone, tablet, smart TV, game console, or streaming device. [How to Sign In to YouTube on](#)

Download and install Google Chrome

You can download and install the Chrome web browser at no charge, and use it to browse the web.

□□□□ **G-Sync** □ **Free-Sync** □ **Adaptive-Sync**

Free-Sync G-Sync Free-Sync A AMD G-Sync N NVIDIA ...

Find the Google Play Store app

On your device, go to the Apps section. Tap Google Play Store . The app will open and you can search and browse for content to download.

Download and install Google Chrome

How to install Chrome Important: Before you download, you can check if Chrome supports your operating system and other system requirements.

Download Chrome - Google Help

On your iPhone or iPad, open App Store. In the search bar, enter Chrome. Tap Get. To install, follow the on-screen instructions. If prompted, enter your Apple ID password. To start ...

Gmail Help

Official Gmail Help Center where you can find tips and tutorials on using Gmail and other answers to frequently asked questions.

Enhance your child's literacy skills with our free printable beginning sounds worksheets! Perfect for early learners. Discover how to make learning fun today!

[Back to Home](#)