



































Free Preschool Assessment Checklist

One Page Preschool Assessments

Assessment																																																													
Name: <input type="text"/>	Date: <input type="text"/>																																																												
I can say my name and age:																																																													
I can say my address:																																																													
I can say my phone number:																																																													
I can name these letters: <table border="1"> <tr><td>A</td><td>B</td><td>C</td><td>D</td><td>E</td></tr> <tr><td>F</td><td>G</td><td>H</td><td>I</td><td>J</td></tr> <tr><td>K</td><td>L</td><td>M</td><td>N</td><td>O</td></tr> <tr><td>P</td><td>Q</td><td>R</td><td>S</td><td>T</td></tr> <tr><td>U</td><td>V</td><td>W</td><td>Z</td><td>Y</td></tr> <tr><td>Z</td><td></td><td></td><td></td><td></td></tr> </table>	A	B	C	D	E	F	G	H	I	J	K	L	M	N	O	P	Q	R	S	T	U	V	W	Z	Y	Z					I can name these letters: <table border="1"> <tr><td>a</td><td>b</td><td>c</td><td>d</td><td>e</td></tr> <tr><td>f</td><td>g</td><td>h</td><td>i</td><td>j</td></tr> <tr><td>k</td><td>l</td><td>m</td><td>n</td><td>o</td></tr> <tr><td>p</td><td>q</td><td>r</td><td>s</td><td>t</td></tr> <tr><td>u</td><td>v</td><td>w</td><td>x</td><td>y</td></tr> <tr><td>z</td><td></td><td></td><td></td><td></td></tr> </table>	a	b	c	d	e	f	g	h	i	j	k	l	m	n	o	p	q	r	s	t	u	v	w	x	y	z				
A	B	C	D	E																																																									
F	G	H	I	J																																																									
K	L	M	N	O																																																									
P	Q	R	S	T																																																									
U	V	W	Z	Y																																																									
Z																																																													
a	b	c	d	e																																																									
f	g	h	i	j																																																									
k	l	m	n	o																																																									
p	q	r	s	t																																																									
u	v	w	x	y																																																									
z																																																													
I can name these numbers: <table border="1"> <tr><td>1</td><td>2</td><td>3</td><td>4</td><td>5</td></tr> <tr><td>6</td><td>7</td><td>8</td><td>9</td><td>10</td></tr> </table>	1	2	3	4	5	6	7	8	9	10	I can count quantities: <table border="1"> <tr><td>1</td><td>2</td><td>3</td><td>4</td><td>5</td></tr> <tr><td>6</td><td>7</td><td>8</td><td>9</td><td>10</td></tr> </table>	1	2	3	4	5	6	7	8	9	10																																								
1	2	3	4	5																																																									
6	7	8	9	10																																																									
1	2	3	4	5																																																									
6	7	8	9	10																																																									
I can say these shapes: 	I can say these colors: <table border="1"> <tr><td></td><td></td><td></td></tr> <tr><td></td><td></td><td></td></tr> <tr><td></td><td></td><td></td></tr> <tr><td></td><td></td><td></td></tr> </table>																																																												
																																																													
																																																													
																																																													
																																																													



Free preschool assessment checklist is an invaluable resource for educators, parents, and caregivers. This checklist serves to evaluate young children's developmental milestones and readiness for preschool education. As children transition into formal schooling, understanding their individual needs and capabilities becomes crucial. This article explores the components of a comprehensive preschool assessment checklist, its benefits, and how it can be effectively utilized to ensure children receive the support they need during this formative stage of their development.

Understanding the Purpose of a Preschool Assessment Checklist

A preschool assessment checklist is designed to provide a structured framework to gauge a child's developmental progress across various domains. These domains include cognitive, social-emotional, language, physical, and self-help skills.

Why Use a Preschool Assessment Checklist?

1. **Identifies Developmental Milestones:** The checklist helps in recognizing whether a child is meeting age-appropriate developmental milestones.
2. **Informs Educators and Parents:** It provides essential information that can be used by educators to tailor their teaching approaches and by parents to understand their child's growth.
3. **Facilitates Early Intervention:** If a child shows delays in certain areas, the checklist can prompt early intervention strategies that can make a significant difference in their learning trajectory.
4. **Enhances Communication:** The checklist serves as a tool for effective dialogue between parents and educators, ensuring everyone is on the same page about the child's development.

Components of a Preschool Assessment Checklist

A comprehensive preschool assessment checklist typically encompasses several key areas of development. Here's a breakdown of what each section might include:

Cognitive Development

This section assesses a child's ability to think, learn, and solve problems. Key skills to evaluate include:

- **Memory:** Can the child remember stories or events?
- **Problem-Solving Skills:** Is the child able to figure out solutions to simple puzzles?
- **Counting and Number Recognition:** Can the child count to 10 or recognize numbers?
- **Understanding of Shapes and Colors:** Is the child able to identify basic shapes and colors?

Language Development

Language skills are crucial for effective communication and literacy. The checklist should include:

- Vocabulary: Does the child use a variety of words?
- Sentence Structure: Can the child form complete sentences?
- Listening Skills: Is the child able to follow simple directions?
- Storytelling Ability: Can the child retell a story in their own words?

Social-Emotional Development

Social-emotional skills are vital for interacting with peers and managing emotions. Consider assessing:

- Cooperation: Does the child share and take turns with others?
- Emotion Recognition: Can the child identify their own feelings and those of others?
- Independence: Is the child able to play alone or engage with peers?
- Conflict Resolution: How does the child handle disagreements with peers?

Physical Development

Physical skills can be divided into gross motor skills (large movements) and fine motor skills (small movements). Assess the child's abilities in:

- Gross Motor Skills: Can the child run, jump, and climb?
- Fine Motor Skills: Is the child able to use scissors, draw, or build with blocks?
- Hand-Eye Coordination: Can the child catch a ball or stack blocks?

Self-Help Skills

Self-help skills are essential for children to become more independent. Evaluate:

- Personal Hygiene: Can the child wash their hands and brush their teeth?
- Dressing: Is the child able to put on and take off their clothes with minimal assistance?
- Feeding: Can the child use utensils independently?

How to Create a Preschool Assessment Checklist

Creating an effective preschool assessment checklist requires careful consideration of each developmental area. Here are steps to guide you:

1. Research Developmental Milestones: Utilize resources from child development experts,

educational institutions, and professional organizations to understand age-appropriate milestones.

2. Consult with Educators: Collaborate with preschool teachers and specialists to incorporate their insights and experiences.

3. Format the Checklist Clearly: Use a user-friendly format that allows for easy navigation. Consider tables or bullet points to categorize the different areas of development.

4. Include Descriptive Examples: Provide examples for each skill to clarify expectations and make it easier for users to assess accurately.

5. Allow for Flexibility: Recognize that each child develops at their own pace. Include space for notes to capture individual observations that may not fit neatly into predefined categories.

Benefits of Using a Free Preschool Assessment Checklist

Utilizing a free preschool assessment checklist offers numerous advantages:

- Cost-Effective: As a free resource, it alleviates financial burdens on families and educational institutions.
- Accessible: Many checklists are available online, making it easy for parents and educators to find and use them.
- Encourages Parental Involvement: Parents can actively participate in their child's development by using the checklist to monitor progress and discuss findings with educators.
- Supports Individualized Learning Plans: The data collected can help create tailored learning plans that address each child's unique strengths and areas for improvement.

Implementing the Preschool Assessment Checklist

Using the checklist effectively requires a systematic approach:

1. Schedule Regular Assessments: Conduct assessments at regular intervals (e.g., every six months) to monitor progress and adapt teaching strategies as needed.
2. Engage Parents: Encourage parents to use the checklist at home to gain insights into their child's development outside of the classroom.
3. Provide Feedback: Share findings with parents and offer suggestions for activities that can support their child's development at home.
4. Use Data for Program Improvement: Collect and analyze data from multiple children to identify trends and areas for improvement within the preschool program.

Conclusion

A free preschool assessment checklist is an essential tool that benefits children, parents, and educators alike. By systematically evaluating a child's development across cognitive, language, social-emotional, physical, and self-help domains, stakeholders can better understand each child's unique needs. With the insights gained from the checklist, early interventions can be implemented, fostering a supportive learning environment that promotes growth and prepares children for their educational journeys ahead. Embracing the use of such a checklist can pave the way for successful preschool experiences and lifelong learning.

Frequently Asked Questions

What is a free preschool assessment checklist?

A free preschool assessment checklist is a tool used by educators and parents to evaluate a child's developmental skills and readiness for preschool. It typically includes various developmental milestones and skills in areas such as language, motor skills, social-emotional development, and cognitive abilities.

How can I access a free preschool assessment checklist?

Many educational websites, early childhood organizations, and local school districts offer free preschool assessment checklists online. You can search for resources provided by educational institutions or child development organizations to find downloadable checklists.

What key areas should be included in a preschool assessment checklist?

A preschool assessment checklist should include key areas such as language and communication skills, fine and gross motor skills, social-emotional development, cognitive skills, and self-help skills. Each area may have specific milestones or tasks for assessing a child's readiness.

How can I use a preschool assessment checklist effectively?

To use a preschool assessment checklist effectively, parents and educators should review the checklist together, observe the child in various settings, and note their strengths and areas for improvement. This information can help in planning appropriate activities and interventions to support the child's development.

Are free preschool assessment checklists reliable?

Free preschool assessment checklists can be reliable if they are based on established developmental guidelines and created by reputable sources. However, they should be used as a tool for guidance rather than a definitive measure of a child's abilities. For a comprehensive assessment, consulting with a child development professional is recommended.

Find other PDF article:

Free Preschool Assessment Checklist

Create a Google Account - Computer - Google Account Help

You can search for “free email providers” to find another email provider you like and set up an account. Once you create a new email address, you can use that to set up a Google Account.

Create a Gmail account - Google Help

Create an account Tip: To use Gmail for your business, a Google Workspace account might be better for you than a personal Google Account. With Google Workspace, you get increased ...

Use Google Drive for desktop

This article will guide you through setting up and using Drive for desktop. To get started, follow these steps: Learn about Drive for desktop benefits

Download the YouTube app - Android - YouTube Help - Google Help

Download the YouTube app for a richer viewing experience on your smartphone, tablet, smart TV, game console, or streaming device. How to Sign In to YouTube on

Download and install Google Chrome

You can download and install the Chrome web browser at no charge, and use it to browse the web.

Free-Sync G-Sync Adaptive-Sync

Free-Sync G-Sync Free-Sync A AMD G-Sync N NVIDIA G ...

Find the Google Play Store app

On your device, go to the Apps section. Tap Google Play Store . The app will open and you can search and browse for content to download.

Download and install Google Chrome

How to install Chrome Important: Before you download, you can check if Chrome supports your operating system and other system requirements.

Download Chrome - Google Help

On your iPhone or iPad, open App Store. In the search bar, enter Chrome. Tap Get. To install, follow the on-screen instructions. If prompted, enter your Apple ID password. To start browsing, tap ...

Gmail Help

Official Gmail Help Center where you can find tips and tutorials on using Gmail and other answers to frequently asked questions.

Create a Google Account - Computer - Google Account Help

You can search for “free email providers” to find another email provider you like and set up an account. Once you create a new email address, you can use that to set up a Google Account.

Create a Gmail account - Google Help

Create an account Tip: To use Gmail for your business, a Google Workspace account might be better for you than a personal Google Account. With Google Workspace, you get increased ...

Use Google Drive for desktop

This article will guide you through setting up and using Drive for desktop. To get started, follow these steps: Learn about Drive for desktop benefits

Download the YouTube app - Android - YouTube Help - Google Help

Download the YouTube app for a richer viewing experience on your smartphone, tablet, smart TV, game console, or streaming device. How to Sign In to YouTube on

Download and install Google Chrome

You can download and install the Chrome web browser at no charge, and use it to browse the web.

Free-Sync vs G-Sync vs Adaptive-Sync

Free-Sync vs G-Sync vs Adaptive-Sync vs Free-Sync vs A vs AMD vs G-Sync vs N vs NVIDIA vs ...

Find the Google Play Store app

On your device, go to the Apps section. Tap Google Play Store . The app will open and you can search and browse for content to download.

Download and install Google Chrome

How to install Chrome Important: Before you download, you can check if Chrome supports your operating system and other system requirements.

Download Chrome - Google Help

On your iPhone or iPad, open App Store. In the search bar, enter Chrome. Tap Get. To install, follow the on-screen instructions. If prompted, enter your Apple ID password. To start browsing, ...

Gmail Help

Official Gmail Help Center where you can find tips and tutorials on using Gmail and other answers to frequently asked questions.

"Discover how to effectively evaluate your child's readiness for preschool with our free preschool assessment checklist. Download now and ensure a smooth start!"

[Back to Home](#)