








Free Digraph Worksheets



Digraphs

Just DO It

ABC

 --ell	th	ch	sh
 tee--	ch	sh	th
 --ain	th	ch	sh
 --ark	sh	th	ch
 --est	th	ch	sh
 --umb	ch	sh	th

© Copyright English Created Resources 2021. All rights reserved.

Free digraph worksheets are an invaluable resource for educators, parents, and students alike. They serve as an effective tool for teaching children the fundamental concept of digraphs, which are pairs of letters that, when combined, produce a single sound. Understanding digraphs is crucial in the early stages of reading and writing, as they play a significant role in phonics and spelling. In this article, we will explore the importance of digraphs, the various types of digraphs, and practical ways to utilize free digraph worksheets effectively in educational settings.

What Are Digraphs?

Digraphs consist of two letters that together create one sound. They can be found in various positions within words, and understanding them helps children decode words more efficiently. There are two main types of digraphs:

Consonant Digraphs

Consonant digraphs occur when two consonants come together to produce a single sound. Some common examples include:

- ch as in "chocolate"
- sh as in "shoes"
- th as in "this"
- wh as in "what"
- ph as in "phone"

Vowel Digraphs

Vowel digraphs occur when two vowels blend together to form a single sound. Examples include:

- ai as in "rain"
- ea as in "bread"
- oo as in "moon"
- ou as in "cloud"
- ay as in "play"

The Importance of Teaching Digraphs

Teaching digraphs is essential because they form the foundation for reading and spelling. Mastery of digraphs can lead to improved literacy skills in several ways:

1. Enhances Reading Skills

Understanding digraphs aids in decoding unfamiliar words, enabling children to read with greater fluency and confidence. As they encounter new words, recognizing digraphs will help them sound out the words correctly.

2. Improves Spelling

Knowledge of digraphs contributes to better spelling. When children learn that certain letter combinations represent specific sounds, they can apply this knowledge when writing, resulting in fewer spelling mistakes.

3. Boosts Vocabulary

As children learn to recognize and use digraphs, they expand their vocabulary. Exposure to new words that contain digraphs helps them develop a richer language base.

4. Supports Phonics Instruction

Digraphs are a significant component of phonics instruction. Teaching them systematically can lead to a deeper understanding of letter-sound relationships, which is crucial for literacy development.

Using Free Digraph Worksheets

Free digraph worksheets can be found online and can be easily integrated into lesson plans. Here are some practical ways to use them:

1. Group Activities

Worksheets can be used for group activities where students work together to identify and practice digraphs. This collaborative approach fosters peer learning and can make the learning experience more enjoyable.

2. Individual Practice

Students can use worksheets for independent practice. This allows them to reinforce their understanding of digraphs at their own pace, which can be particularly helpful for those who may need additional support.

3. Homework Assignments

Assigning digraph worksheets as homework can encourage students to review what they've learned in class. It can also provide parents with an opportunity to engage in their child's learning.

4. Assessment Tools

Worksheets can serve as informal assessment tools. Educators can use them to gauge students' understanding of digraphs and identify areas that may require further instruction.

5. Interactive Games

Worksheets can be transformed into interactive games. For example, educators can create a scavenger hunt where students search for objects or pictures that contain specific digraphs and mark them on their worksheets.

Types of Free Digraph Worksheets

There are various types of digraph worksheets available, each designed to target different skills and abilities. Here are some common types:

1. Identification Worksheets

These worksheets typically feature a list of words or pictures, and students are asked to identify and circle or highlight the digraphs. This helps in reinforcing recognition skills.

2. Fill-in-the-Blank Worksheets

In these worksheets, students are provided with sentences that have missing digraphs. They must fill in the blanks with the correct digraphs, promoting both spelling and contextual understanding.

3. Matching Worksheets

These worksheets often involve matching words with their corresponding pictures or matching digraphs with words. This activity helps with visual recognition and comprehension.

4. Coloring Worksheets

Coloring worksheets can make learning fun. Students can color pictures that contain specific digraphs, making the activity engaging while reinforcing their learning.

5. Writing Prompts

Some worksheets provide writing prompts that require students to use specific digraphs in sentences or short stories. This encourages creativity and application of their knowledge in a meaningful context.

Where to Find Free Digraph Worksheets

There are numerous online resources where educators and parents can find free digraph worksheets. Here are some popular websites:

1. Education.com

Education.com offers a wide range of worksheets, including those focused on digraphs. Users can search by grade level and specific skills.

2. Teachers Pay Teachers

This platform has a plethora of worksheets created by teachers for teachers. Many resources are available for free or at a low cost, making it a valuable tool for educators.

3. K5 Learning

K5 Learning provides free printable worksheets for preschool to grade 5. Their phonics section includes various worksheets targeting digraphs.

4. Twinkl

Twinkl is another excellent resource that offers a vast array of teaching materials, including free digraph worksheets. Users can search for specific topics and grade levels.

5. Super Teacher Worksheets

This website features a variety of worksheets and activities for different subjects, including phonics and digraphs. Some worksheets are free, while others require a subscription.

Conclusion

In conclusion, free digraph worksheets are an essential resource for enhancing literacy skills in young learners. By incorporating these worksheets into educational activities, teachers and parents can provide students with the tools they need to improve their reading and writing abilities. Understanding digraphs is crucial for fostering a strong foundation in phonics, which ultimately leads to greater success in literacy. With a variety of worksheets available online, educators can easily find engaging and effective materials to support their teaching efforts. By making learning fun and interactive, we can inspire a love for reading and writing in the next generation.

Frequently Asked Questions

What are digraphs and why are they important for early literacy?

Digraphs are pairs of letters that combine to represent a single sound, such as 'ch', 'sh', and 'th'. They are important for early literacy as they help children understand phonetic patterns, improving their reading and writing skills.

Where can I find free digraph worksheets for my classroom?

Free digraph worksheets can be found on educational websites, teacher resource platforms, and printable worksheet sites like Teachers Pay Teachers, Education.com, and Twinkl.

What types of activities are included in free digraph worksheets?

Free digraph worksheets typically include activities such as matching digraphs to images, fill-in-the-blank exercises, word searches, and writing practice to reinforce the recognition and usage of digraphs.

Are there any specific grade levels that benefit most from digraph worksheets?

Digraph worksheets are primarily beneficial for kindergarten and first-grade students, as they are at the stage of learning to read and write simple words that often contain digraphs.

How can I effectively use digraph worksheets in my teaching?

To effectively use digraph worksheets, introduce the concept of digraphs through examples, use the worksheets for guided practice, and follow up with interactive activities that reinforce the learning.

Can digraph worksheets be adapted for different learning styles?

Yes, digraph worksheets can be adapted by incorporating visual aids, hands-on activities, and auditory exercises, catering to various learning styles such as visual, kinesthetic, and auditory learners.

What is the best way to assess students' understanding of digraphs using worksheets?

Assess students' understanding of digraphs by reviewing their completed worksheets, observing their ability to identify and use digraphs in reading and writing, and conducting informal assessments or quizzes.

Are there any recommended apps or online resources for practicing digraphs?

Yes, there are several apps and online resources for practicing digraphs, such as Starfall, ABCmouse, and educational game websites that offer interactive activities and games focused on phonics and digraphs.

Find other PDF article:

<https://soc.up.edu.ph/14-blur/pdf?trackid=ZoL59-9989&title=comprehension-worksheets-for-grade-2.pdf>

Create an account **Tip:** To use Gmail for your business, a Google Workspace account might be better for you than ...

Download Chrome - Google Help

On your iPhone or iPad, open App Store. In the search bar, enter Chrome. Tap Get. To install, follow the on ...

Gmail Help

Official Gmail Help Center where you can find tips and tutorials on using Gmail and other answers to ...

Google Help

If you're having trouble accessing a Google product, there's a chance we're currently experiencing a temporary ...

Download and install Google Chrome

How to install Chrome Important: Before you download, you can check if Chrome supports your operating ...

Unlock your teaching potential with our free digraph worksheets! Perfect for enhancing phonics skills. Download now and boost your students' reading abilities.

[Back to Home](#)