




Free Printable Fall Worksheets





Autumn


1 Match the pictures and the words


1 


2 


3 


4 


5 

6 

7 

8 

9 

10 

A) GRAPES

B) RAIN

C) CORN

D) CHESTNUTS

E) SQUIRREL

F) APPLES

G) WIND

H) WALNUTS

I) PEARS

J) UMBRELLA

2 Can you find ten autumn words in the Word search?

R	R	N	B	G	J	L	N	S	C
E	E	M	B	H	L	C	E	O	C
B	B	U	R	A	S	P	L	H	H
M	O	T	F	W	T	O	P	T	I
E	T	U	Z	E	U	G	F	F	L
V	C	A	M	R	W	Z	O	R	L
O	O	B	F	B	B	J	T	F	Y
N	E	U	T	S	E	V	R	A	H
R	L	L	O	O	H	C	S	E	V
C	V	J	F	F	U	U	K	P	D


3 Colour the picture.

1. Colour the tree brown and orange.

2. Colour the leaves brown, green and purple.

3. Colour the pumpkin orange brown and green.

4. Colour the acorn brown and yellow.



Free printable fall worksheets are an excellent resource for educators, parents, and students alike, providing a fun and engaging way to celebrate the changing seasons while enhancing learning. As autumn arrives, the colorful leaves, harvest themes, and festive holidays create a perfect opportunity to incorporate educational activities into lessons or home learning. This article will explore the benefits of using fall worksheets, various types available, and tips for effectively utilizing them in both classroom and home settings.

Benefits of Using Fall Worksheets

Fall worksheets offer a variety of advantages that can enrich the learning experience for children. Here are some key benefits:

1. **Seasonal Relevance:** Engaging with fall-themed content helps children connect their learning with the world around them. The changing seasons can spark curiosity and excitement about nature and the environment.
2. **Diverse Learning Styles:** Worksheets can cater to different learning styles. Visual learners benefit from colorful illustrations, while kinesthetic learners can engage in hands-on activities included in the worksheets.
3. **Skill Development:** Fall worksheets often cover various subjects such as math, science, language arts, and social studies, providing opportunities for skill reinforcement and development.
4. **Creativity and Imagination:** Many fall worksheets include art activities, such as coloring or crafting, which stimulate creativity. This not only makes learning enjoyable but also encourages self-expression.
5. **Parental Involvement:** Free printable worksheets allow parents to become active participants in their child's education. These resources can be printed at home, making it easy for parents to support their child's learning journey.

Types of Free Printable Fall Worksheets

There is a wide array of free printable fall worksheets available online, catering to various age groups and subjects. Here are some popular types:

1. Math Worksheets

Fall-themed math worksheets can make learning math concepts enjoyable. Some examples include:

- **Counting and Number Recognition:** Worksheets featuring pumpkins, apples, or acorns can help young learners practice counting and number recognition.
- **Addition and Subtraction:** Many fall worksheets incorporate seasonal images to create word problems or exercises that involve addition and subtraction.
- **Measurement Activities:** Worksheets that focus on measuring various fall items, such as the height of a corn stalk or the weight of a pumpkin, can enhance understanding of measurement concepts.

2. Language Arts Worksheets

Language arts worksheets can improve reading and writing skills while focusing on fall themes. Examples include:

- Reading Comprehension: Short stories or passages related to fall can be used to create comprehension questions that test a child's understanding.
- Vocabulary Building: Worksheets that introduce fall-related vocabulary words, such as "harvest," "autumn," and "Thanksgiving," can expand a child's language skills.
- Creative Writing Prompts: Fall-themed writing prompts can encourage children to express their thoughts and ideas creatively. For instance, a prompt like "Describe your favorite fall activity" can lead to imaginative writing.

3. Science Worksheets

Science worksheets can help students learn about the natural changes that occur in the fall. Some ideas include:

- Life Cycles: Worksheets that explore the life cycles of plants and animals, such as the migration of birds or the growth of trees, can deepen understanding of ecosystems.
- Weather Studies: Activities focused on fall weather patterns, such as temperature changes and rainfall, can introduce basic meteorological concepts.
- Nature Exploration: Worksheets that encourage outdoor exploration, such as leaf identification or animal tracking, can foster a love for nature and science.

4. Arts and Crafts Worksheets

Arts and crafts worksheets allow children to express their creativity while reinforcing learning. Examples include:

- Coloring Pages: Fall-themed coloring pages featuring pumpkins, leaves, and harvest scenes can provide a calming and enjoyable activity.
- Craft Instructions: Worksheets that provide step-by-step instructions for creating fall decorations or crafts can enhance fine motor skills.
- Seasonal Art Projects: Worksheets that encourage children to create art based on fall themes, such as a collage of autumn leaves or a painting of a harvest scene, can inspire creativity.

How to Effectively Use Fall Worksheets

To maximize the benefits of free printable fall worksheets, consider the following tips for effective use:

1. Incorporate Worksheets into Lesson Plans

For educators, integrating fall worksheets into lesson plans can create a cohesive learning experience. Consider the following:

- Theme Integration: Use fall worksheets to supplement existing curriculum topics, ensuring that the seasonal theme aligns with subject matter.
- Group Activities: Organize group activities where students can work collaboratively on worksheets, promoting teamwork and discussion.

2. Create a Fall Learning Center at Home

Parents can create a dedicated fall learning center at home to encourage children to explore educational activities. Here's how:

- Resource Organization: Gather various fall worksheets and materials, organizing them by subject and skill level for easy access.
- Scheduled Learning Time: Designate specific times during the week for children to engage with the worksheets, creating a routine that prioritizes learning.

3. Encourage Creativity and Personalization

Promote creativity by encouraging children to personalize their worksheets. Here are a few ideas:

- Color and Decorate: Allow children to color and decorate their worksheets with stickers, drawings, or additional illustrations.
- Share with Others: Encourage children to share their completed worksheets with family and friends, fostering pride in their work.

4. Assess and Celebrate Progress

Regularly assess children's progress and celebrate their achievements to keep them motivated. Consider:

- Progress Tracking: Maintain a record of completed worksheets and skills mastered to track progress over time.
- Celebration of Achievements: Host a small celebration or reward system for completed worksheets, reinforcing the importance of learning.

Where to Find Free Printable Fall Worksheets

The internet is filled with resources for free printable fall worksheets. Here are some popular websites to explore:

- Educational Websites: Websites like Teachers Pay Teachers, Education.com, and Scholastic often provide a plethora of worksheets, some of which are free.
- Printable Resource Sites: Websites dedicated to printables, such as Crayola or Activity Village, offer a variety of fall-themed worksheets for different age groups.
- Homeschooling Blogs: Many homeschooling blogs share free resources, including seasonal worksheets that can be downloaded and printed.

Conclusion

Incorporating free printable fall worksheets into educational activities can enhance the learning experience for children while celebrating the beauty of the autumn season. With various types of worksheets available, including math, language arts, science, and arts and crafts, there is something for every learner. By using these resources effectively and creatively, parents and educators can foster a love for learning that aligns with the natural wonder of fall. Whether in the classroom or at home, fall worksheets can provide hours of educational fun and engagement. So, gather your resources, print those worksheets, and watch as children delight in the learning possibilities that autumn brings!

Frequently Asked Questions

What types of free printable fall worksheets are available for kids?

There are various types of fall worksheets available, including coloring sheets, word searches, math puzzles, handwriting practice, and seasonal-themed activities focused on autumn leaves, pumpkins, and Thanksgiving.

Where can I find free printable fall worksheets?

Free printable fall worksheets can be found on educational websites, teacher resource sites, and craft blogs. Popular platforms include Teachers Pay Teachers, Education.com, and Pinterest.

Are free printable fall worksheets suitable for all age groups?

Yes, there are free printable fall worksheets designed for various age groups, from preschoolers to elementary school students, catering to different skill levels and learning objectives.

How can free printable fall worksheets enhance learning for children?

These worksheets can enhance learning by providing engaging activities that reinforce concepts in math, reading, and writing while also promoting fine motor skills through coloring and cutting.

Can I use free printable fall worksheets for homeschooling?

Absolutely! Free printable fall worksheets are great resources for homeschooling, allowing parents to supplement their children's education with seasonal content that makes learning fun.

Are there any specific themes included in free printable fall worksheets?

Yes, many free printable fall worksheets include themes like harvest time, Halloween, Thanksgiving, and autumn nature studies, often featuring related images and vocabulary.

How can I incorporate free printable fall worksheets into a classroom setting?

Teachers can incorporate these worksheets into lesson plans, use them for center activities, or provide them as homework assignments to reinforce fall-themed lessons.

What materials do I need to use free printable fall worksheets effectively?

To use free printable fall worksheets effectively, you'll need basic materials such as a printer, paper, colored pencils or crayons, scissors, and glue for any hands-on activities.

Find other PDF article:

<https://soc.up.edu.ph/27-proof/files?trackid=iiM01-1308&title=historia-de-andrew-dawson.pdf>

Free Printable Fall Worksheets

Create a Google Account - Computer - Google Account Help

You can search for “free email providers” to find another email provider you like and set up an account. Once you create a new email address, you can use that to set up a Google Account.

Create a Gmail account - Google Help

Create an account Tip: To use Gmail for your business, a Google Workspace account might be better for you than a personal Google Account. With Google Workspace, you get increased ...

Use Google Drive for desktop

This article will guide you through setting up and using Drive for desktop. To get started, follow these steps: Learn about Drive for desktop benefits

Download the YouTube app - Android - YouTube Help - Google ...

Download the YouTube app for a richer viewing experience on your smartphone, tablet, smart TV, game console, or streaming device. [How to Sign In to YouTube on](#)

Download and install Google Chrome

You can download and install the Chrome web browser at no charge, and use it to browse the web.

☐ ☐ ☐ ☐ ☐ G-Sync ☐ Free-Sync ☐ Adaptive-Sync

Free-Sync 対応 G-Sync対応 Free-Sync 対応 A 対応 AMD 対応 G-Sync 対応 N 対応 NVIDIA ...

Find the Google Play Store app

On your device, go to the Apps section. Tap Google Play Store . The app will open and you can search and browse for content to download.

Download and install Google Chrome

How to install Chrome Important: Before you download, you can check if Chrome supports your operating system and other system requirements.

[Download Chrome - Google Help](#)

On your iPhone or iPad, open App Store. In the search bar, enter Chrome. Tap Get. To install, follow the on-screen instructions. If prompted, enter your Apple ID password. To start ...

Gmail Help

Official Gmail Help Center where you can find tips and tutorials on using Gmail and other answers to frequently asked questions.

Create a Google Account - Computer - Google Account Help

You can search for “free email providers” to find another email provider you like and set up an account. Once you create a new email address, you can use that to set up a Google Account.

Create a Gmail account - Google Help

Create an account Tip: To use Gmail for your business, a Google Workspace account might be better for you than a personal Google Account. With Google Workspace, you get increased storage, professional email addresses, and additional features. Learn about Google Workspace pricing and plans. Try Google Workspace The username I want is taken

Use Google Drive for desktop

This article will guide you through setting up and using Drive for desktop. To get started, follow these steps: Learn about Drive for desktop benefits

Download the YouTube app - Android - YouTube Help - Google ...

Download the YouTube app for a richer viewing experience on your smartphone, tablet, smart TV, game console, or streaming device. [How to Sign In to YouTube on](#)

Download and install Google Chrome

You can download and install the Chrome web browser at no charge, and use it to browse the web.

Supports G-Sync, Free-Sync, and Adaptive-Sync

Free-Sync supports G-Sync. Free-Sync supports A series AMD series G-Sync N series NVIDIA series G-Sync DP

Find the Google Play Store app

On your device, go to the Apps section. Tap Google Play Store . The app will open and you can search and browse for content to download.

Download and install Google Chrome

How to install Chrome Important: Before you download, you can check if Chrome supports your operating system and other system requirements.

Download Chrome - Google Help

On your iPhone or iPad, open App Store. In the search bar, enter Chrome. Tap Get. To install, follow the on-screen instructions. If prompted, enter your Apple ID password. To start browsing, tap Open. To open Chrome from your Home screen, tap Chrome .

Gmail Help

Official Gmail Help Center where you can find tips and tutorials on using Gmail and other answers to frequently asked questions.

Discover a variety of free printable fall worksheets perfect for kids! Engage young minds with fun activities. Download now and enhance their autumn learning experience!

[Back to Home](#)