




Free Printable Rhyming Worksheets





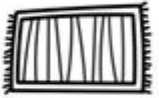



















8 of 8

spot



www.thisreadingmama.com

Dot the Rhyme

 hat	  
 rug	  
 sky	  
 suit	  
 dig	  
 duck	  

www.thisreadingmama.com

Free printable rhyming worksheets are a fantastic educational resource for parents, teachers, and caregivers looking to enhance children's literacy skills in a fun and engaging way. Rhyming is a crucial aspect of phonemic awareness and plays a significant role in the development of reading and writing abilities. These worksheets not only help children recognize sound patterns but also foster creativity and language skills. In this article, we will explore the importance of rhyming, the benefits of using printable worksheets, and provide suggestions on how to make the most of these resources.

The Importance of Rhyming in Early Childhood Education

Rhyming is an essential component of early literacy development. It helps children:

- **Develop phonemic awareness:** Recognizing and manipulating sounds in spoken words is vital for reading.
- **Enhance vocabulary:** Rhymes often introduce new words, expanding a child's linguistic repertoire.
- **Improve memory and recall:** Rhymes create patterns that make it easier for children to remember words.
- **Foster a love for language:** Fun and engaging rhyming activities encourage children to explore language playfully.
- **Support comprehension:** Understanding rhyme helps children grasp the meaning of texts better.

Research has shown that children who engage in rhyming activities tend to have better reading skills later on. Therefore, incorporating rhyming worksheets into educational activities is a strategic way to support literacy development.

Benefits of Free Printable Rhyming Worksheets

Free printable rhyming worksheets offer numerous advantages for both educators and parents. Here are some key benefits:

1. Accessibility and Convenience

One of the most significant advantages of free printable worksheets is their accessibility. With a simple internet search, parents and educators can find a plethora of resources tailored to various age groups and learning levels. These worksheets can be easily downloaded and printed, making them a convenient option for on-the-go learning.

2. Cost-Effective Learning

Free printable worksheets eliminate the need for costly educational materials. Parents and teachers can save money while providing quality educational resources to children. This makes it easier to incorporate rhyming activities into daily routines without financial strain.

3. Versatility in Learning

Printable rhyming worksheets come in various formats, including:

- Fill-in-the-blank exercises
- Matching games
- Coloring pages with rhyming words
- Crossword puzzles
- Word searches

This versatility allows educators and parents to tailor learning experiences to individual children's preferences and learning styles, making the process more engaging and effective.

4. Reinforcement of Learning

Worksheets provide opportunities for children to practice what they learn in a structured format. They can reinforce concepts introduced during lessons and offer a way for children to demonstrate their understanding of rhyming patterns. This practice is crucial for solidifying foundational skills.

5. Encouragement of Independent Learning

Printable worksheets can foster independence in young learners. Children can work through them at their own pace, allowing them to take ownership of their learning. This autonomy can boost their confidence and motivation to explore language further.

How to Use Free Printable Rhyming Worksheets Effectively

While free printable rhyming worksheets are an excellent resource, using them effectively is crucial for maximizing their educational potential. Here are some strategies to consider:

1. Assess Individual Needs

Before selecting worksheets, assess each child's current understanding of rhyming. Some children may need more foundational activities, while others may be ready for more challenging tasks. Tailoring worksheets to meet individual needs ensures that children remain engaged and challenged.

2. Incorporate Worksheets into Daily Activities

To reinforce learning, integrate rhyming worksheets into daily routines. For example, you can:

1. Use worksheets during quiet time or as a calm-down activity.
2. Incorporate rhyming games during circle time.
3. Use worksheets as part of a themed learning unit (e.g., animals, seasons).

This integration helps children see the relevance of rhyming in various contexts.

3. Combine Worksheets with Other Learning Activities

Enhance the effectiveness of worksheets by combining them with other activities. For instance:

- Read rhyming books aloud and then complete related worksheets.
- Play rhyming games that involve movement or music.
- Create fun rhyming crafts or art projects based on the worksheet themes.

These multi-faceted approaches reinforce learning and make it more enjoyable.

4. Encourage Creativity

While worksheets provide structured learning, it's essential to encourage creativity. Children can create their own rhymes or stories based on the worksheets. This can be done through:

- Drawing illustrations for their favorite rhyming words.
- Writing short poems or songs using the rhyming patterns they learned.
- Sharing their work with family or classmates for feedback.

Creativity enhances engagement and helps children develop a deeper understanding of language.

5. Provide Positive Feedback

As children work through worksheets, provide positive reinforcement. Celebrate their efforts, whether they complete the tasks correctly or need more practice. Positive feedback encourages a growth mindset and motivates children to continue exploring rhyming and language.

Conclusion

In conclusion, free printable rhyming worksheets are a valuable resource for promoting literacy skills in young learners. They provide accessible, cost-effective, and versatile learning opportunities that can be tailored to individual needs. By incorporating these worksheets into daily activities and combining them with creative learning approaches, parents and educators can foster a love for language and enhance children's reading abilities.

With the right strategies and a supportive environment, children can develop strong rhyming skills that will serve as a foundation for their future literacy success. Embrace the power of free printable rhyming worksheets, and watch as children grow into confident and enthusiastic readers!

Frequently Asked Questions

What are free printable rhyming worksheets?

Free printable rhyming worksheets are educational resources that help children learn about rhyming words through various activities and exercises, and they can be downloaded and printed at no cost.

Where can I find free printable rhyming worksheets?

You can find free printable rhyming worksheets on educational websites, teacher resource blogs, and platforms like Teachers Pay Teachers, as well as through a simple Google search.

What age group are free printable rhyming worksheets suitable for?

Free printable rhyming worksheets are typically designed for preschool and early elementary students, generally ages 3 to 7, who are beginning to learn about phonics and word patterns.

How can free printable rhyming worksheets enhance a child's learning?

These worksheets enhance a child's learning by improving their phonemic awareness, vocabulary, and reading skills, while also making the learning process fun and engaging through games and creative exercises.

Are there different types of free printable rhyming worksheets available?

Yes, there are various types of free printable rhyming worksheets available, including matching games, fill-in-the-blank activities, word searches, and coloring pages that focus on rhyming words.

Find other PDF article:

<https://soc.up.edu.ph/56-quote/pdf?docid=SaW23-8983&title=student-exploration-dna-analysis-gizmo-answer-key.pdf>

[Free Printable Rhyming Worksheets](#)

[Create a Google Account - Computer - Google Account Help](#)

You can search for “free email providers” to find another email provider you like and set up an account. Once you create a new email address, you can use that to set up a Google Account.

[Create a Gmail account - Google Help](#)

Create an account Tip: To use Gmail for your business, a Google Workspace account might be better for you than a personal Google Account. With Google Workspace, you get increased ...

Use Google Drive for desktop

This article will guide you through setting up and using Drive for desktop. To get started, follow these steps: Learn about Drive for desktop benefits

Download the YouTube app - Android - YouTube Help - Google ...

Download the YouTube app for a richer viewing experience on your smartphone, tablet, smart TV, game console, or streaming device. How to Sign In to YouTube on

Download and install Google Chrome

You can download and install the Chrome web browser at no charge, and use it to browse the web.

[Free-Sync vs G-Sync vs Adaptive-Sync](#)

Free-Sync vs G-Sync vs Adaptive-Sync vs Free-Sync vs A vs AMD vs G-Sync vs N vs NVIDIA vs ...

Find the Google Play Store app

On your device, go to the Apps section. Tap Google Play Store . The app will open and you can search and browse for content to download.

[Download and install Google Chrome](#)

How to install Chrome Important: Before you download, you can check if Chrome supports your operating system and other system requirements.

Download Chrome - Google Help

On your iPhone or iPad, open App Store. In the search bar, enter Chrome. Tap Get. To install, follow the on-screen instructions. If prompted, enter your Apple ID password. To start ...

Gmail Help

Official Gmail Help Center where you can find tips and tutorials on using Gmail and other answers to frequently asked questions.

Create a Google Account - Computer - Google Account Help

You can search for “free email providers” to find another email provider you like and set up an account. Once you create a new email address, you can use that to set up a Google ...

[Create a Gmail account - Google Help](#)

Create an account Tip: To use Gmail for your business, a Google Workspace account might be better for you than a personal Google Account. With Google Workspace, you get increased ...

Use Google Drive for desktop

This article will guide you through setting up and using Drive for desktop. To get started, follow these steps: Learn about Drive for desktop benefits

Download the YouTube app - Android - YouTube Help - Google Help

Download the YouTube app for a richer viewing experience on your smartphone, tablet, smart TV, game console, or streaming device. How to Sign In to YouTube on

Download and install Google Chrome

You can download and install the Chrome web browser at no charge, and use it to browse the web.

Discover engaging free printable rhyming worksheets to enhance your child's literacy skills. Perfect for teachers and parents! Learn more to boost learning fun!

[Back to Home](#)