



Free Printable Fill In The Blank Worksheets

























© RV AppStudios

**RUBY**

Fill in the Blank

LUCAS

Name.....

 <u>H</u> _ _ <u>T</u>	 <u>C</u> _ _ <u>T</u>
 <u>B</u> _ _ <u>G</u>	 <u>D</u> _ _ <u>G</u>
 <u>F</u> _ _ <u>N</u>	 <u>B</u> _ _ <u>X</u>
 <u>J</u> _ _ <u>R</u>	 <u>T</u> _ _ <u>B</u>
 <u>H</u> _ _ <u>N</u>	 <u>B</u> _ _ <u>N</u>
 <u>B</u> _ _ <u>D</u>	 <u>S</u> _ _ <u>N</u>
 <u>A</u> _ _ <u>T</u>	 <u>P</u> _ _ <u>A</u>
 <u>N</u> _ _ <u>T</u>	 <u>K</u> _ _ <u>Y</u>
 <u>L</u> _ _ <u>G</u>	 <u>C</u> _ _ <u>P</u>
 <u>B</u> _ _ <u>N</u>	 <u>T</u> _ _ <u>P</u>
 <u>P</u> _ _ <u>N</u>	 <u>B</u> _ _ <u>S</u>
 <u>Z</u> _ _ <u>P</u>	 <u>C</u> _ _ <u>W</u>

More worksheets at www.RvAppStudios.com

Free printable fill in the blank worksheets have become an invaluable resource for educators, parents, and students alike. These versatile tools provide a structured way for learners to engage with new concepts, practice skills, and reinforce knowledge. The appeal of these worksheets lies in their accessibility and adaptability; they can be tailored to suit different age groups and learning levels. Whether you're looking to bolster vocabulary, enhance math skills, or encourage creative writing, fill in the blank worksheets can serve a variety of educational purposes.

What Are Fill in the Blank Worksheets?

Fill in the blank worksheets are educational resources that present sentences or passages with missing words or phrases. The objective is for students to fill in those blanks with appropriate words, encouraging critical thinking and comprehension. These worksheets can cover a range of subjects, including:

- Language Arts: Learning new vocabulary, grammar, and writing skills.
- Math: Reinforcing mathematical concepts through word problems.
- Science: Understanding scientific terms and concepts.
- Social Studies: Learning historical facts and geographical terminology.

Benefits of Using Fill in the Blank Worksheets

The advantages of using free printable fill in the blank worksheets are numerous. Here are some of the key benefits:

1. **Engagement:** These worksheets encourage active participation from students. By filling in the blanks, learners must think critically about the context and meaning of the sentences.
2. **Flexibility:** Fill in the blank worksheets can be created for any subject and tailored to different educational levels. This flexibility allows educators to meet the diverse needs of their students.
3. **Reinforcement of Learning:** They provide an excellent opportunity for students to practice and reinforce what they have learned in class.
4. **Assessment Tool:** Teachers can use these worksheets to gauge students' understanding of a topic and identify areas that may need further instruction.
5. **Accessible and Affordable:** With many free resources available online, educators and parents can easily find and print worksheets without incurring costs.

How to Create Your Own Fill in the Blank Worksheets

Creating your own free printable fill in the blank worksheets can be a rewarding experience. Below are steps and tips on how to design effective worksheets:

1. Identify the Learning Objective

Before creating a worksheet, consider what skill or knowledge you want to reinforce. This could be vocabulary acquisition, comprehension of a text, or mastery of a mathematical concept.

2. Choose the Content

Select a passage or set of sentences that align with your learning objective. This could be a short story, an informative paragraph, or a math word problem.

3. Determine the Blanks

Decide which words or phrases to omit from the passage. Consider leaving out key vocabulary, verbs, or adjectives that are essential for understanding the text. Make sure the blanks encourage critical thinking and are appropriate for the student's level.

4. Format the Worksheet

- Title: Give your worksheet a clear and descriptive title.
- Instructions: Include clear instructions for the students on how to complete the worksheet.
- Layout: Use a clean and organized layout. Ensure there is enough space for students to write their answers and that the font is readable.

5. Review and Test

Before distributing the worksheet, review it for clarity and accuracy. You may want to test it with a small group of students to gather feedback on its effectiveness.

Where to Find Free Printable Fill in the Blank Worksheets

If creating your own worksheets seems daunting, numerous online resources offer free printable fill in the blank worksheets. Here are some recommended sites:

- Teachers Pay Teachers: This platform features a wide variety of worksheets created by educators. While some resources may come with a price, many are free.
- Education.com: This site offers a plethora of worksheets for different subjects and grade levels, including fill in the blank exercises.
- K12Reader: A treasure trove of reading comprehension resources, K12Reader

has many fill in the blank worksheets designed for various reading levels.

- Super Teacher Worksheets: This site provides a diverse selection of worksheets, including fill in the blank options for math, science, and language arts.

- Worksheet Works: Here you can customize fill in the blank worksheets based on specific topics or skills.

Types of Fill in the Blank Worksheets

Fill in the blank worksheets come in various formats, each serving different educational purposes. Here are some popular types:

1. Vocabulary Worksheets

These worksheets focus on expanding students' vocabulary. They may present sentences with missing words that students need to fill in using a word bank, which helps reinforce new vocabulary acquisition.

2. Comprehension Worksheets

Designed to enhance reading comprehension, these worksheets provide passages where students must fill in blanks with the correct words or phrases based on context clues.

3. Grammar Worksheets

These worksheets allow students to practice grammatical concepts such as verb tenses, subject-verb agreement, and parts of speech by filling in the blanks with the appropriate forms of words.

4. Math Word Problems

Math fill in the blank worksheets present problems in text form with missing numbers or operations. Students need to deduce the correct answer based on the context provided.

5. Creative Writing Prompts

These worksheets can inspire creativity by presenting a story starter with missing words. Students fill in the blanks, resulting in unique narratives that allow for imaginative expression.

Tips for Using Fill in the Blank Worksheets Effectively

To maximize the effectiveness of free printable fill in the blank worksheets, consider the following tips:

- **Incorporate Technology:** Use tablets or computers to allow students to fill in worksheets digitally, making it easier to collect and assess their work.
- **Group Activities:** Use these worksheets as group activities where students can collaborate to fill in the blanks, promoting teamwork and discussion.
- **Follow Up:** After completing the worksheets, engage students in a discussion about their answers to reinforce learning and clarify any misunderstandings.
- **Differentiate Instruction:** Modify worksheets for different learners. Provide more support for struggling students or challenge advanced learners with more complex passages.
- **Use as Homework:** Assign these worksheets as homework to encourage independent practice outside of the classroom.

Conclusion

Free printable fill in the blank worksheets are an exceptional resource for educators and parents seeking to enhance learning experiences. They provide an engaging and effective way for students to practice various skills across different subjects. Whether you choose to create your own worksheets or utilize the myriad of free resources available online, these tools can significantly contribute to a learner's educational journey. By incorporating fill in the blank worksheets into your teaching strategy, you can foster greater comprehension, retention, and a love for learning among students.

Frequently Asked Questions

What are free printable fill in the blank worksheets used for?

They are often used in educational settings to help students practice various subjects such as vocabulary, grammar, and comprehension by filling in missing words or phrases.

Where can I find free printable fill in the blank worksheets?

You can find them on educational websites, teacher resource sites, and platforms like Teachers Pay Teachers, as well as through a simple Google search.

Are free printable fill in the blank worksheets suitable for all age groups?

Yes, there are worksheets available for all age groups, from preschool to adult learners, covering a range of topics and difficulty levels.

Can free printable fill in the blank worksheets be customized?

Many websites offer customizable options, allowing teachers and parents to create worksheets tailored to specific subjects or student needs.

What subjects can be covered with fill in the blank worksheets?

They can cover a variety of subjects, including language arts, math, science, history, and even foreign languages.

How can free printable fill in the blank worksheets enhance learning?

They encourage active participation, reinforce retention of information, and help develop critical thinking and problem-solving skills.

Are there any downsides to using free printable fill in the blank worksheets?

One potential downside is that they may not cater to different learning styles, and over-reliance on worksheets can lead to a lack of engagement if not supplemented with other teaching methods.

Find other PDF article:

<https://soc.up.edu.ph/37-lead/pdf?docid=jsc73-6832&title=lesson-6-skills-practice-solve-proportional-relationships.pdf>

Free Printable Fill In The Blank Worksheets

Create a Google Account - Computer - Google Account Help

You can search for “free email providers” to find another email provider you like and set up an account. Once you create a new email address, you can use that to set up a Google Account.

Create a Gmail account - Google Help

Create an account Tip: To use Gmail for your business, a Google Workspace account might be better for you than a personal Google Account. With Google Workspace, you get increased ...

Use Google Drive for desktop

This article will guide you through setting up and using Drive for desktop. To get started, follow these steps: Learn about Drive for desktop benefits

Download the YouTube app - Android - YouTube Help - Google ...

Download the YouTube app for a richer viewing experience on your smartphone, tablet, smart TV, game console, or streaming device. How to Sign In to YouTube on

Download and install Google Chrome

You can download and install the Chrome web browser at no charge, and use it to browse the web.

Free-Sync G-Sync Free-Sync Adaptive-Sync

Free-Sync G-Sync Free-Sync Adaptive-Sync A AMD G-Sync N NVIDIA ...

Find the Google Play Store app

On your device, go to the Apps section. Tap Google Play Store . The app will open and you can search and browse for content to download.

Download and install Google Chrome

How to install Chrome Important: Before you download, you can check if Chrome supports your operating system and other system requirements.

Download Chrome - Google Help

On your iPhone or iPad, open App Store. In the search bar, enter Chrome. Tap Get. To install, follow the on-screen instructions. If prompted, enter your Apple ID password. To start ...

Gmail Help

Official Gmail Help Center where you can find tips and tutorials on using Gmail and other answers to frequently asked questions.

Create a Google Account - Computer - Google Account Help

You can search for “free email providers” to find another email provider you like and set up an account. Once you create a new email address, you can use that to set up a Google Account.

Create a Gmail account - Google Help

Create an account Tip: To use Gmail for your business, a Google Workspace account might be better for you than a personal Google Account. With Google Workspace, you get increased ...

Use Google Drive for desktop

This article will guide you through setting up and using Drive for desktop. To get started, follow these steps: Learn about Drive for desktop benefits

[Download the YouTube app - Android - YouTube Help - Google ...](#)

Download the YouTube app for a richer viewing experience on your smartphone, tablet, smart TV, game console, or streaming device. How to Sign In to YouTube on

Download and install Google Chrome

You can download and install the Chrome web browser at no charge, and use it to browse the web.

□□□□ G-Sync□Free-Sync □ Adaptive-Sync

Free-Sync □□□□ G-Sync□□□□□□□□□□□□□□□□ □□ Free-Sync □□□□□□□□□□ A □□□□□ AMD □□□□□□□□ G-Sync □□□□ N □□□□ NVIDIA □ ...

Find the Google Play Store app

On your device, go to the Apps section. Tap Google Play Store . The app will open and you can search and browse for content to download.

[Download and install Google Chrome](#)

How to install Chrome Important: Before you download, you can check if Chrome supports your operating system and other system requirements.

Download Chrome - Google Help

On your iPhone or iPad, open App Store. In the search bar, enter Chrome. Tap Get. To install, follow the on-screen instructions. If prompted, enter your Apple ID password. To start ...

Gmail Help

Official Gmail Help Center where you can find tips and tutorials on using Gmail and other answers to frequently asked questions.

Discover a variety of free printable fill in the blank worksheets designed to enhance learning and creativity. Perfect for teachers and parents! Learn more now.

[Back to Home](#)