












Free Printable Opposites Worksheets For Kindergarten



Name _____ Date _____

OPPOSITES

Draw a line to match each picture with its opposite.

heavy		•		fast
empty		•		back
few		•		light
tall		•		short
slow		•		hard
front		•		full
soft		•		many

Academyworksheets.com

Free printable opposites worksheets for kindergarten are an excellent resource for early childhood educators and parents looking to enhance young learners' understanding of contrasting concepts. Understanding opposites is a fundamental aspect of language development and cognitive growth in children. By using engaging and interactive worksheets, children can grasp these concepts in a fun and meaningful way. This article will explore the importance of teaching opposites, provide examples of activities, and highlight where to find free printable worksheets.

The Importance of Teaching Opposites in Kindergarten

Teaching opposites is crucial for several reasons:

1. **Language Development:** Learning opposites helps children expand their vocabulary. They learn not just the meaning of a word, but its antonyms, which deepens their understanding of language.
2. **Cognitive Skills:** Recognizing opposites enhances critical thinking and reasoning. Children begin to categorize and associate different concepts, an essential cognitive skill.
3. **Social Skills:** Understanding opposites can improve communication. Children learn to express themselves better and understand others' perspectives.
4. **Creative Thinking:** Opposites can spark creativity. Children can use these concepts in storytelling and imaginative play, enhancing their creative expression.
5. **Mathematical Understanding:** Many mathematical concepts are built on opposites, such as more vs. less, or above vs. below. This foundational knowledge supports later learning in math.

By integrating free printable opposites worksheets for kindergarten into lesson plans, educators can effectively support these areas of development.

Types of Opposites to Teach

When creating or looking for worksheets, it's essential to focus on different types of opposites. Here are some categories:

1. Descriptive Opposites

These opposites describe qualities or characteristics. Examples include:

- Tall vs. Short
- Hot vs. Cold
- Happy vs. Sad
- Light vs. Dark

2. Action Opposites

Action opposites refer to verbs and their antonyms. Examples include:

- Stop vs. Go
- Push vs. Pull
- Open vs. Close
- Sit vs. Stand

3. Location Opposites

These opposites help children understand spatial concepts. Examples include:

- In vs. Out
- Up vs. Down
- Over vs. Under
- Near vs. Far

4. Quantitative Opposites

Quantitative opposites relate to amounts. Examples include:

- More vs. Less
- Few vs. Many
- Full vs. Empty
- Heavy vs. Light

Fun Activities Using Opposite Worksheets

Incorporating fun activities with free printable opposites worksheets for kindergarten can make learning enjoyable. Here are some engaging ideas:

1. Matching Games

Create a matching game using worksheets. Have children draw lines between words or pictures that are opposites. For example, draw a line from “Hot” to “Cold” or from a picture of a sun to a snowflake.

2. Fill in the Blanks

Worksheets can be designed with sentences that have missing opposite words. For instance, “The sky is _____ (light) during the day and _____ (dark) at night.” Children can fill in the blanks with the correct opposites.

3. Coloring Activities

Combine art with learning by creating worksheets that allow children to color pictures representing opposites. For example, one section could have a picture of a sun (hot), and the opposite section might have a snowman (cold).

4. Cut and Paste Activities

Provide worksheets with images of different items and ask children to cut them out. They can then paste the opposite images next to each other. For example, they could cut out a picture of a tall tree and paste it next to a picture of a short shrub.

5. Storytelling with Opposites

Encourage children to create short stories using opposites they learned. They can use worksheets to illustrate their stories, helping reinforce the concepts through narrative.

Where to Find Free Printable Opposites Worksheets

Finding quality free printable opposites worksheets for kindergarten can be done through various sources. Here are some recommendations:

1. Educational Websites

Numerous educational websites offer free resources for teachers and parents. Some popular sites include:

- Teachers Pay Teachers: This marketplace has many free and paid resources created by educators. You can find a variety of opposites worksheets tailored for kindergarten.
- Education.com: This site offers a plethora of printable worksheets on opposites. You can filter your search to find age-appropriate materials.
- K5Learning: Known for its extensive library, K5Learning has worksheets focusing on opposites that are free to download.

2. Pinterest Boards

Pinterest is an excellent resource for finding creative worksheets and activities. Search for “opposites worksheets for kindergarten” to discover various pins that link to free printables.

3. Teacher Blogs

Many educators share their resources through personal blogs. A simple search for “free opposites worksheets kindergarten” can lead you to blogs with downloadable content.

4. Social Media Groups

Joining teacher groups on platforms like Facebook can provide access to shared resources. Many teachers post free worksheets and printables that can be beneficial.

Tips for Using Opposites Worksheets Effectively

To maximize the effectiveness of free printable opposites worksheets for kindergarten, consider the following tips:

1. **Integrate with Daily Activities:** Use opposites in your daily conversations and activities. For example, during outdoor play, emphasize “up” and “down” while climbing or sliding.
2. **Reinforce with Real-Life Examples:** Use real objects to demonstrate opposites. Show a tall object and a short object, or hot and cold water.
3. **Use Multi-Sensory Approaches:** Combine worksheets with hands-on activities. For example, use temperature to teach hot and cold by feeling ice and warm water.
4. **Encourage Group Work:** Have children work in pairs or small groups to complete worksheets. This promotes discussion and collaborative learning.
5. **Celebrate Progress:** Acknowledge children’s efforts and successes in learning opposites. Use stickers or certificates to celebrate their achievements.

Conclusion

In conclusion, free printable opposites worksheets for kindergarten provide an invaluable tool for teaching essential language skills and cognitive concepts. Understanding opposites lays the groundwork for effective communication, critical thinking, and creativity in young learners. By utilizing engaging activities and interactive worksheets, educators and parents can create a vibrant learning environment that fosters growth and curiosity. With the abundance of resources available online, incorporating these worksheets into daily lesson plans has never been easier. Start exploring today and watch children thrive as they learn about the fascinating world of opposites!

Frequently Asked Questions

What are free printable opposites worksheets for kindergarten?

Free printable opposites worksheets for kindergarten are educational resources that help young children learn about contrasting words, such as 'big' and 'small' or 'hot' and 'cold', through engaging activities and exercises.

Where can I find free printable opposites worksheets for kindergarten?

You can find free printable opposites worksheets for kindergarten on educational websites, teacher resource blogs, and platforms like Teachers Pay Teachers, where many educators share their materials.

What types of activities are included in opposites worksheets for kindergarten?

Opposites worksheets for kindergarten often include activities like matching pairs of opposite words, filling in the blanks, coloring exercises, and simple puzzles to engage children in learning.

How can opposites worksheets benefit kindergarten students?

Opposites worksheets help kindergarten students enhance their vocabulary, improve their understanding of language concepts, develop critical thinking skills, and encourage creativity through fun activities.

Are there any specific themes in opposites worksheets for kindergarten?

Yes, opposites worksheets for kindergarten can include various themes such as animals, nature, emotions, and everyday objects, making the learning process more relatable and enjoyable for young children.

Can parents use opposites worksheets at home?

Absolutely! Parents can use opposites worksheets at home to reinforce what their children learn in school, providing additional practice in a fun and interactive way.

How can teachers incorporate opposites worksheets into their lesson plans?

Teachers can incorporate opposites worksheets into their lesson plans by using them as warm-up activities, homework assignments, or centers where students can work independently or in small groups to explore opposites.

Find other PDF article:

<https://soc.up.edu.ph/58-view/pdf?ID=PYS46-1486&title=the-chosen-episode-guide-season-1.pdf>

Free Printable Opposites Worksheets For Kindergarten

Create a Google Account - Computer - Google Account Help

You can search for “free email providers” to find another email provider you like and set up an account. Once you create a new email address, you can use that to set up a Google Account.

Create a Gmail account - Google Help

Create an account Tip: To use Gmail for your business, a Google Workspace account might be better for you than a personal Google Account. With Google Workspace, you get increased ...

Use Google Drive for desktop

This article will guide you through setting up and using Drive for desktop. To get started, follow these steps: Learn about Drive for desktop benefits

Download the YouTube app - Android - YouTube Help - Google ...

Download the YouTube app for a richer viewing experience on your smartphone, tablet, smart TV, game console, or streaming device. How to Sign In to YouTube on

Download and install Google Chrome

You can download and install the Chrome web browser at no charge, and use it to browse the web.

□□□□ **G-Sync**□**Free-Sync** □ **Adaptive-Sync**

Free-Sync 対応 G-Sync対応のディスプレイは Free-Sync 対応の A 対応 AMD のディスプレイ G-Sync 対応 N 対応 NVIDIA の ...

Find the Google Play Store app

On your device, go to the Apps section. Tap Google Play Store . The app will open and you can search and browse for content to download.

Download and install Google Chrome

How to install Chrome Important: Before you download, you can check if Chrome supports your operating system and other system requirements.

Download Chrome - Google Help

On your iPhone or iPad, open App Store. In the search bar, enter Chrome. Tap Get. To install, follow the on-screen instructions. If prompted, enter your Apple ID password. To start ...

Gmail Help

Official Gmail Help Center where you can find tips and tutorials on using Gmail and other answers to frequently asked questions.

Create a Google Account - Computer - Google Account Help

You can search for “free email providers” to find another email provider you like and set up an account. Once you create a new email address, you can use that to set up a Google Account.

Create a Gmail account - Google Help

Create an account Tip: To use Gmail for your business, a Google Workspace account might be better for you than a personal Google Account. With Google Workspace, you get increased storage, professional email addresses, and additional features. Learn about Google Workspace pricing and plans. Try Google Workspace The username I want is taken

Use Google Drive for desktop

This article will guide you through setting up and using Drive for desktop. To get started, follow these steps: [Learn about Drive for desktop benefits](#)

[Download the YouTube app - Android - YouTube Help - Google ...](#)

Download the YouTube app for a richer viewing experience on your smartphone, tablet, smart TV, game console, or streaming device. [How to Sign In to YouTube on](#)

Download and install Google Chrome

You can download and install the Chrome web browser at no charge, and use it to browse the web.

□□□□ G-Sync□Free-Sync □ Adaptive-Sync

Free-Sync 対応 G-Sync対応のディスプレイは Free-Sync 対応の A 対応 AMD 対応の G-Sync 対応 N 対応 NVIDIA 対応の G-Sync 対応の DP

Find the Google Play Store app

On your device, go to the Apps section. Tap Google Play Store . The app will open and you can search and browse for content to download.

Download and install Google Chrome

How to install Chrome Important: Before you download, you can check if Chrome supports your operating system and other system requirements.

Download Chrome - Google Help

On your iPhone or iPad, open App Store. In the search bar, enter Chrome. Tap Get. To install, follow the on-screen instructions. If prompted, enter your Apple ID password. To start browsing, tap Open. To open Chrome from your Home screen, tap Chrome .

Gmail Help

Official Gmail Help Center where you can find tips and tutorials on using Gmail and other answers to frequently asked questions.

Discover engaging free printable opposites worksheets for kindergarten! Perfect for enhancing learning and fun. Download now and boost your child's skills today!

[Back to Home](#)