





# Free Printable First Grade Assessment Test

## Math Assessment Worksheet Name \_\_\_\_\_

How many?

 _____	 _____	 _____	 _____
--	--	--	---

fill in the missing numbers:

1, 2, \_\_\_\_, 4, 5, \_\_\_\_, \_\_\_\_, 8, \_\_\_\_, 10, 11, \_\_\_\_, \_\_\_\_, \_\_\_\_, 15, \_\_\_\_, \_\_\_\_, 18

22, \_\_\_\_, 24, 25, \_\_\_\_, \_\_\_\_, \_\_\_\_, 29, \_\_\_\_, \_\_\_\_, 32, \_\_\_\_, \_\_\_\_, \_\_\_\_, 36, \_\_\_\_





Addition:

$\begin{array}{r} 4 \\ + 4 \\ \hline \end{array}$	$\begin{array}{r} 6 \\ + 2 \\ \hline \end{array}$	$\begin{array}{r} 5 \\ + 5 \\ \hline \end{array}$	$\begin{array}{r} 7 \\ + 0 \\ \hline \end{array}$	$\begin{array}{r} 12 \\ + 13 \\ \hline \end{array}$	$\begin{array}{r} 16 \\ + 22 \\ \hline \end{array}$	$\begin{array}{r} 123 \\ + 17 \\ \hline \end{array}$	$\begin{array}{r} 85 \\ + 17 \\ \hline \end{array}$
---	---	---	---	---	---	--	---

Subtraction:

$\begin{array}{r} 6 \\ - 4 \\ \hline \end{array}$	$\begin{array}{r} 9 \\ - 2 \\ \hline \end{array}$	$\begin{array}{r} 14 \\ - 4 \\ \hline \end{array}$	$\begin{array}{r} 6 \\ - 0 \\ \hline \end{array}$	$\begin{array}{r} 19 \\ - 6 \\ \hline \end{array}$	$\begin{array}{r} 123 \\ - 21 \\ \hline \end{array}$	$\begin{array}{r} 333 \\ - 15 \\ \hline \end{array}$	$\begin{array}{r} 912 \\ - 44 \\ \hline \end{array}$
---	---	--	---	--	--	--	--











Money Recognition:

 _____ ¢	 _____ ¢	 _____ ¢	 _____ ¢
---	---	---	---

Counting Coins:

 _____	 _____	 _____	 _____
--	--	--	---

Making Change:

 \$.75	 \$1.00	 \$1.50	 \$1.35	 \$2.75	 \$.99	 \$2.75	 \$.50
You bought:  You paid: \$5.00 Change: _____	You bought:  You paid: \$2.00 Change: _____	You bought:  You paid: \$10.00 Change: _____	You bought:  You paid: \$20.00 Change: _____				

**FREE PRINTABLE FIRST GRADE ASSESSMENT TEST** MATERIALS ARE AN ESSENTIAL RESOURCE FOR EDUCATORS AND PARENTS AIMING TO EVALUATE AND TRACK THE ACADEMIC DEVELOPMENT OF FIRST GRADERS. AS CHILDREN TRANSITION FROM KINDERGARTEN TO FIRST GRADE, THEY ENCOUNTER A MORE STRUCTURED CURRICULUM THAT EMPHASIZES READING, WRITING, MATH, AND SOCIAL SKILLS. ASSESSMENTS PLAY A CRUCIAL ROLE IN IDENTIFYING STUDENTS' STRENGTHS AND AREAS NEEDING IMPROVEMENT. BY UTILIZING FREE PRINTABLE ASSESSMENT TESTS, PARENTS AND TEACHERS CAN ENSURE THAT STUDENTS ARE ON TRACK TO MEET ACADEMIC BENCHMARKS, WHILE ALSO PROVIDING A FUN AND ENGAGING WAY TO LEARN.

## WHY ARE ASSESSMENT TESTS IMPORTANT FOR FIRST GRADERS?

ASSESSMENT TESTS SERVE SEVERAL CRITICAL PURPOSES IN A FIRST-GRADE CLASSROOM. HERE ARE SOME OF THE KEY REASONS WHY THEY ARE IMPORTANT:

- **IDENTIFYING LEARNING STYLES:** EVERY CHILD LEARNS DIFFERENTLY. ASSESSMENT TESTS HELP EDUCATORS UNDERSTAND

EACH CHILD'S UNIQUE LEARNING STYLE AND ADAPT THEIR TEACHING METHODS ACCORDINGLY.

- **TRACKING PROGRESS:** REGULAR ASSESSMENTS ALLOW TEACHERS AND PARENTS TO MONITOR STUDENT PROGRESS OVER TIME, ENSURING THAT EACH CHILD IS ADVANCING AT AN APPROPRIATE PACE.
- **HIGHLIGHTING STRENGTHS AND WEAKNESSES:** THESE TESTS CAN PINPOINT AREAS WHERE A STUDENT EXCELS OR STRUGGLES, ENABLING TARGETED INTERVENTION AND SUPPORT.
- **PREPARING FOR FUTURE GRADES:** EARLY ASSESSMENTS HELP PREPARE STUDENTS FOR THE ACADEMIC CHALLENGES OF HIGHER GRADES BY ENSURING THEY HAVE A SOLID FOUNDATION IN ESSENTIAL SKILLS.
- **BUILDING CONFIDENCE:** ASSESSMENT TESTS CAN HELP BUILD A CHILD'S CONFIDENCE AS THEY SEE THEIR PROGRESS AND ACHIEVEMENTS OVER TIME.

## COMPONENTS OF A FIRST GRADE ASSESSMENT TEST

A COMPREHENSIVE FIRST GRADE ASSESSMENT TEST TYPICALLY INCLUDES VARIOUS COMPONENTS THAT EVALUATE DIFFERENT AREAS OF A CHILD'S LEARNING. HERE ARE SOME COMMON COMPONENTS TO CONSIDER:

### 1. READING COMPREHENSION

- UNDERSTANDING STORIES AND TEXTS
- IDENTIFYING MAIN IDEAS AND DETAILS
- ANSWERING QUESTIONS ABOUT THE TEXT

### 2. PHONICS AND VOCABULARY

- RECOGNIZING SIGHT WORDS
- DECODING UNFAMILIAR WORDS
- UNDERSTANDING WORD MEANINGS THROUGH CONTEXT

### 3. MATHEMATICS SKILLS

- BASIC ADDITION AND SUBTRACTION
- UNDERSTANDING NUMBERS AND THEIR PLACE VALUES
- SIMPLE WORD PROBLEMS

### 4. WRITING SKILLS

- FORMING COMPLETE SENTENCES
- USING PROPER PUNCTUATION AND CAPITALIZATION
- EXPRESSING IDEAS CLEARLY IN WRITING

### 5. SOCIAL SKILLS AND BEHAVIOR

- FOLLOWING DIRECTIONS
- WORKING IN GROUPS
- DEMONSTRATING RESPECT AND RESPONSIBILITY

# HOW TO CREATE OR FIND FREE PRINTABLE FIRST GRADE ASSESSMENT TESTS

CREATING OR FINDING FREE PRINTABLE FIRST GRADE ASSESSMENT TESTS CAN BE DONE THROUGH VARIOUS METHODS. HERE ARE SOME TIPS ON HOW TO SOURCE OR DEVELOP THESE VALUABLE RESOURCES:

## 1. ONLINE EDUCATIONAL RESOURCES

MANY EDUCATIONAL WEBSITES OFFER FREE PRINTABLE ASSESSMENT TESTS SPECIFICALLY DESIGNED FOR FIRST GRADERS. SOME REPUTABLE SOURCES INCLUDE:

- TEACHERS PAY TEACHERS
- EDUCATION.COM
- SCHOLASTIC
- K12READER

## 2. EDUCATIONAL BLOGS AND WEBSITES

NUMEROUS EDUCATIONAL BLOGS AND WEBSITES PROVIDE FREE RESOURCES, INCLUDING PRINTABLE ASSESSMENT TESTS. LOOK FOR BLOGS DEDICATED TO EARLY CHILDHOOD EDUCATION OR FIRST-GRADE TEACHING.

## 3. CREATE YOUR OWN ASSESSMENTS

IF YOU PREFER A TAILORED APPROACH, CONSIDER CREATING YOUR OWN ASSESSMENTS. HERE'S HOW:

- IDENTIFY THE SPECIFIC SKILLS YOU WANT TO ASSESS.
- CREATE QUESTIONS OR TASKS THAT ALIGN WITH THOSE SKILLS.
- FORMAT YOUR ASSESSMENT IN A CLEAR AND ENGAGING MANNER.
- USE TEMPLATES AVAILABLE IN WORD PROCESSING SOFTWARE TO MAKE IT VISUALLY APPEALING.

## TIPS FOR ADMINISTERING ASSESSMENT TESTS

TO ENSURE THAT ASSESSMENT TESTS ARE EFFECTIVE AND PROVIDE ACCURATE INSIGHTS INTO A CHILD'S ABILITIES, HERE ARE SOME TIPS FOR ADMINISTERING THEM:

1. **CHOOSE THE RIGHT TIME:** SCHEDULE ASSESSMENTS DURING A TIME WHEN THE CHILD IS ALERT AND FOCUSED. AVOID TESTING DURING TIMES OF HIGH DISTRACTION OR FATIGUE.
2. **PROVIDE CLEAR INSTRUCTIONS:** EXPLAIN THE TEST FORMAT AND WHAT IS EXPECTED FROM THE CHILD. MAKE SURE THEY UNDERSTAND HOW TO ANSWER THE QUESTIONS.
3. **CREATE A COMFORTABLE ENVIRONMENT:** ENSURE THE TESTING ENVIRONMENT IS QUIET AND FREE FROM DISTRACTIONS, ALLOWING THE CHILD TO CONCENTRATE FULLY.
4. **ENCOURAGE A POSITIVE MINDSET:** REMIND THE CHILD THAT ASSESSMENTS ARE A WAY TO SHOWCASE THEIR LEARNING AND THAT IT'S OKAY TO MAKE MISTAKES.
5. **REVIEW THE RESULTS TOGETHER:** AFTER THE ASSESSMENT, GO THROUGH THE RESULTS WITH THE CHILD. CELEBRATE THEIR SUCCESSES AND DISCUSS AREAS FOR IMPROVEMENT IN A SUPPORTIVE MANNER.

# USING ASSESSMENT RESULTS TO INFORM TEACHING

ONCE THE ASSESSMENT TESTS HAVE BEEN ADMINISTERED AND RESULTS HAVE BEEN ANALYZED, IT'S CRUCIAL TO USE THIS INFORMATION TO INFORM TEACHING PRACTICES. HERE'S HOW TO EFFECTIVELY USE ASSESSMENT RESULTS:

## 1. ADJUST LESSON PLANS

BASED ON THE ASSESSMENT RESULTS, MODIFY LESSON PLANS TO ADDRESS SPECIFIC AREAS WHERE STUDENTS ARE STRUGGLING. THIS MIGHT INVOLVE RE-TEACHING CERTAIN CONCEPTS OR PROVIDING ADDITIONAL PRACTICE.

## 2. OFFER INDIVIDUALIZED SUPPORT

IDENTIFY STUDENTS WHO MAY NEED EXTRA HELP AND PROVIDE TARGETED INTERVENTIONS. THIS COULD INCLUDE SMALL GROUP INSTRUCTION, ONE-ON-ONE TUTORING, OR ADDITIONAL RESOURCES.

## 3. COMMUNICATE WITH PARENTS

SHARE ASSESSMENT RESULTS WITH PARENTS TO KEEP THEM INFORMED ABOUT THEIR CHILD'S PROGRESS. DISCUSS WAYS THEY CAN SUPPORT THEIR CHILD'S LEARNING AT HOME.

## 4. SET GOALS

USE ASSESSMENT DATA TO SET ACADEMIC GOALS FOR THE CLASS OR INDIVIDUAL STUDENTS. REGULARLY REVIEW THESE GOALS TO TRACK PROGRESS AND MAKE NECESSARY ADJUSTMENTS.

## CONCLUSION

IN SUMMARY, UTILIZING FREE PRINTABLE FIRST GRADE ASSESSMENT TESTS IS AN INVALUABLE TOOL FOR EDUCATORS AND PARENTS LOOKING TO SUPPORT A CHILD'S ACADEMIC JOURNEY. THESE ASSESSMENTS NOT ONLY HELP IDENTIFY STRENGTHS AND WEAKNESSES BUT ALSO GUIDE INSTRUCTIONAL STRATEGIES AND ENHANCE STUDENT LEARNING. BY UTILIZING ONLINE RESOURCES, CREATING CUSTOM ASSESSMENTS, AND EFFECTIVELY ADMINISTERING AND ANALYZING RESULTS, PARENTS AND TEACHERS CAN FOSTER A POSITIVE LEARNING ENVIRONMENT THAT PROMOTES GROWTH AND SUCCESS FOR FIRST GRADERS. WITH DEDICATION AND THE RIGHT TOOLS, EVERY CHILD CAN THRIVE IN THEIR EDUCATIONAL ENDEAVORS.

## FREQUENTLY ASKED QUESTIONS

### WHAT IS A FREE PRINTABLE FIRST GRADE ASSESSMENT TEST?

A FREE PRINTABLE FIRST GRADE ASSESSMENT TEST IS A TOOL DESIGNED TO EVALUATE THE KNOWLEDGE AND SKILLS OF FIRST GRADE STUDENTS IN VARIOUS SUBJECTS, SUCH AS MATH, READING, AND WRITING, AND IS AVAILABLE FOR DOWNLOAD AND PRINTING AT NO COST.

### WHERE CAN I FIND FREE PRINTABLE FIRST GRADE ASSESSMENT TESTS?

FREE PRINTABLE FIRST GRADE ASSESSMENT TESTS CAN BE FOUND ON EDUCATIONAL WEBSITES, TEACHER RESOURCE SITES, AND PLATFORMS LIKE TEACHERS PAY TEACHERS, WHERE EDUCATORS SHARE THEIR MATERIALS.

## WHAT SUBJECTS ARE TYPICALLY COVERED IN FIRST GRADE ASSESSMENT TESTS?

FIRST GRADE ASSESSMENT TESTS USUALLY COVER SUBJECTS SUCH AS READING COMPREHENSION, PHONICS, BASIC MATH SKILLS (ADDITION AND SUBTRACTION), WRITING, AND SOMETIMES SCIENCE OR SOCIAL STUDIES.

## HOW CAN I USE A FIRST GRADE ASSESSMENT TEST TO HELP MY CHILD?

YOU CAN USE A FIRST GRADE ASSESSMENT TEST TO IDENTIFY YOUR CHILD'S STRENGTHS AND WEAKNESSES, GAUGE THEIR UNDERSTANDING OF KEY CONCEPTS, AND TAILOR THEIR LEARNING ACTIVITIES TO ADDRESS ANY GAPS IN KNOWLEDGE.

## ARE THESE ASSESSMENTS ALIGNED WITH COMMON CORE STANDARDS?

MANY FREE PRINTABLE FIRST GRADE ASSESSMENT TESTS ARE DESIGNED TO ALIGN WITH COMMON CORE STATE STANDARDS, ENSURING THAT THEY MEET THE EDUCATIONAL BENCHMARKS FOR FIRST GRADERS.

## WHAT SHOULD I DO IF MY CHILD STRUGGLES WITH THE ASSESSMENT TEST?

IF YOUR CHILD STRUGGLES WITH THE ASSESSMENT TEST, REVIEW THE AREAS WHERE THEY HAD DIFFICULTY, PROVIDE TARGETED PRACTICE AND SUPPORT, AND CONSIDER SEEKING ADDITIONAL RESOURCES OR TUTORING TO HELP IMPROVE THEIR SKILLS.

## CAN THESE ASSESSMENT TESTS BE USED FOR HOMESCHOOL EVALUATIONS?

YES, FREE PRINTABLE FIRST GRADE ASSESSMENT TESTS CAN BE USED FOR HOMESCHOOL EVALUATIONS TO TRACK PROGRESS AND ENSURE THAT LEARNING OBJECTIVES ARE BEING MET THROUGHOUT THE SCHOOL YEAR.

Find other PDF article:

<https://soc.up.edu.ph/25-style/pdf?ID=ZeN02-2253&title=give-thanks-with-a-grateful-heart-sheet-music-for-piano.pdf>

## [Free Printable First Grade Assessment Test](#)

### **Create a Google Account - Computer - Google Account Help**

You can search for "free email providers" to find another email provider you like and set up an account. Once you create a new email address, you can use that to set up a Google Account.

### **Create a Gmail account - Google Help**

Create an account Tip: To use Gmail for your business, a Google Workspace account might be better for you than a personal Google Account. With Google Workspace, you get increased ...

### *Use Google Drive for desktop*

This article will guide you through setting up and using Drive for desktop. To get started, follow these steps: Learn about Drive for desktop benefits

### *Download the YouTube app - Android - YouTube Help - Google ...*

Download the YouTube app for a richer viewing experience on your smartphone, tablet, smart TV, game console, or streaming device. How to Sign In to YouTube on

### **Download and install Google Chrome**

You can download and install the Chrome web browser at no charge, and use it to browse the web.

[G-Sync](#) [Free-Sync](#) [Adaptive-Sync](#)

Free-Sync [G-Sync](#) [Free-Sync](#) [A](#) [AMD](#) [G-Sync](#) [N](#) [NVIDIA](#) [...](#)

### [Find the Google Play Store app](#)

On your device, go to the Apps section. Tap Google Play Store . The app will open and you can search and browse for content to download.

### [Download and install Google Chrome](#)

How to install Chrome Important: Before you download, you can check if Chrome supports your operating system and other system requirements.

### **Download Chrome - Google Help**

On your iPhone or iPad, open App Store. In the search bar, enter Chrome. Tap Get. To install, follow the on-screen instructions. If prompted, enter your Apple ID password. To start ...

### **Gmail Help**

Official Gmail Help Center where you can find tips and tutorials on using Gmail and other answers to frequently asked questions.

### [Create a Google Account - Computer - Google Account Help](#)

You can search for “free email providers” to find another email provider you like and set up an account. Once you create a new email address, you can use that to set up a Google Account.

### [Create a Gmail account - Google Help](#)

Create an account Tip: To use Gmail for your business, a Google Workspace account might be better for you than a personal Google Account. With Google Workspace, you get increased ...

### **Use Google Drive for desktop**

This article will guide you through setting up and using Drive for desktop. To get started, follow these steps: Learn about Drive for desktop benefits

### **Download the YouTube app - Android - YouTube Help - Google ...**

Download the YouTube app for a richer viewing experience on your smartphone, tablet, smart TV, game console, or streaming device. How to Sign In to YouTube on

### **Download and install Google Chrome**

You can download and install the Chrome web browser at no charge, and use it to browse the web.

[G-Sync](#) [Free-Sync](#) [Adaptive-Sync](#)

Free-Sync [G-Sync](#) [Free-Sync](#) [A](#) [AMD](#) [G-Sync](#) [N](#) [NVIDIA](#) [...](#)

### **Find the Google Play Store app**

On your device, go to the Apps section. Tap Google Play Store . The app will open and you can search and browse for content to download.

### [Download and install Google Chrome](#)

How to install Chrome Important: Before you download, you can check if Chrome supports your operating system and other system requirements.

**Download Chrome - Google Help**

On your iPhone or iPad, open App Store. In the search bar, enter Chrome. Tap Get. To install, follow the on-screen instructions. If prompted, enter your Apple ID password. To start ...

**Gmail Help**

Official Gmail Help Center where you can find tips and tutorials on using Gmail and other answers to frequently asked questions.

Discover free printable first grade assessment tests designed to enhance learning! Get ready-to-use resources that support your child's educational journey. Learn more!

[Back to Home](#)